APPENDIX A: Scoping Meeting Minutes

Senior Living Urban (Epsom) Ltd

Guild Living Care Community, Epsom Hospital

mayer brown

Minutes of Meeting

Date and Time of Meeting: Friday 18th October at 2pm

Venue: County Hall, Kingston-upon-Thames KT1 2DY

Attendees:

Name	Initials	Company	Initials
Davinder Ranu	DR	Marchese Partners	MP
Emma Curtis	EC	Morgan Sindall	MS
Lita Ferguson	LF	Surrey County Council	SCC
Mike Maxwell	MM	Guild Living	GL
Richard Gregory	RG	Mayer Brown	MB
Scott Dickson	SD	Surrey County Council	SCC

Purpose of Meeting: Highways Pre-App

Item	Minutes	Action
1	Overall principals of the development and its operation understood, APS parking system accepted as a good solution for resident/staff parking.	n/a
2	Control/management required for visitor parking accessed from hospital access.	GL
3	Assessment of existing restrictions on local roads (within 200m) with potential contribution to the funding of additional restrictions if considered necessary to mitigate overflow parking by visitors to the site.	RG
4	Further information required with regards to the assumed number of spaces at the nursery that would be taken up by hospital and guild staff.	GL
5	Agreed that 2 methodologies would be used for predicted trips to/from the site as a sensitivity test.	RG
6	Car club spaces supported and suggested that we contact Enterprise who have an existing network in Surrey, Enterprise car club spaces would need to be in a publicly accessible location.	GL
7	Interview surveys to be undertaken at the M&S, WHSmiths and Costa units within the hospital to determine whether any visitors are using these facilities without any other reason for being at the hospital, this data can then be used to support the assumption that the similar units on the Guild site would not attract additional trips.	RG
8	SD requested additional time to consider the extent of the additional junction surveys required but agreed that this would be treated as a priority next week so that the surveys could be booked for the week immediately after half-term.	SD
9	Methodology for the distribution of trips to be agreed but likely to be based on existing traffic flows and local journey to work data (or similar).	RG/SD
10	Travel Plan and Construction Traffic Management Plan (including delivery vehicles/number/routes and site plan etc) required in addition to the Transport Assessment as part of the planning submission.	EC/RG
11	SCC stated that they will not be providing a written response to the Pre-App as they believe that for a development of this size an ongoing dialogue is the better approach.	n/a

Circulation: To all attendees, plus the following:

Name	Initials	Company

Author: RG

Date: 31st October 2019

APPENDIX B: Accessibility Index

Site Name: Guild Living - Epsom Hospital **Project Code:** GLEpsom.1 **Date:** 22/11/2019

Assessor Name: Richard Gregory

PTAL Calculator (Manual)

Parameters

Walk Speed (metres/min)	80
Bus reliability (mins)	2
Peak hour services	

Stop	Route	Distance (metres)	Frequency (v/h)	Weight	Walk Time (mins)	Service Wait Time (SWT) (mins)	Access Time (mins)	Equivalent Doorstep Frequency (EDF)	Accessibility Index
Epsom Hosp	E5	120	1	0.5	1.50	32.00	33.50	0.90	0.45
	166	120	1	0.5	1.50	32.00	33.50	0.90	0.45
	293	120	3	1	1.50	12.00	13.50	2.22	2.22
	467	120	0.1	0.5	1.50	302.00	303.50	0.10	0.05
Epsom Hosp	H1	280	1.6	0.5	3.50	20.75	24.25	1.24	0.62
Epsom Hosp	318	400	0.5	0.5	5.00	62.00	67.00	0.45	0.22
	406	400	0.2	0.5	5.00	152.00	157.00	0.19	0.10
	408	400	0.9	0.5	5.00	35.33	40.33	0.74	0.37
	479	400	1.6	0.5	5.00	20.75	25.75	1.17	0.58
	668	400	0.2	0.5	5.00	152.00	157.00	0.19	0.10
							Accessibility Index		**5.16**

Site Name: Guild Living - Epsom Hospital **Project Code:** GLEpsom.1 **Date:** 22/11/2019

Assessor Name: Richard Gregory

PTAL Calculator (Manual)

Parameters

Walk Speed (metres/min)	80
Rail reliability (mins)	0.75
Peak hour services	

Station	Route	Distance (metres)	Frequency (v/h)	Weight	Walk Time (mins)	Service Wait Time (SWT) (mins)	Access Time (mins)	Equivalent Doorstep Frequency (EDF)	Accessibility Index
							Accessibility Index		**0.00**

Site Name: Guild Living - Epsom Hospital **Project Code:** GLEpsom.1 **Date:** 22/11/2019

Assessor Name: Richard Gregory

PTAL Calculator (Manual)

Parameters

Walk Speed (metres/min)	80
Tram reliability (mins)	0.75
Peak hour services	

Stop	Route	Distance (metres)	Frequency (v/h)	Weight	Walk Time (mins)	Service Wait Time (SWT) (mins)	Access Time (mins)	Equivalent Doorstep Frequency (EDF)	Accessibility Index
								Accessibility Index	**0.00**

Site Name: Guild Living - Epsom Hospital **Project Code:** GLEpsom.1 **Date:** 22/11/2019

Assessor Name: Richard Gregory

Total Site Accessibility Index =	**5.16**
Site PTAL Level =	**2**

PTAL	Range of Index
1 (Low)	0 - 5
2	5.01 - 10
3	10.01 - 15
4	15.01 - 20
5	20.01 - 25
6 (High)	25.01 +

APPENDIX C: Site Layout Plan

GENERAL NOTES.

This drawing remains the copyright of Andy Sturgeon Garden Design Limited.
All dimensions to be checked prior to commencement of any works,
and/or preparation of any shop drawings on site.
Any dimensional discrepancies and alterations to be referred to the designer.

DO NOT SCALE FROM THIS DRAWING.

KEY

- **Existing trees retained**
- **Proposed Trees.**
- **Proposed Multi-stem Trees .**
- **Paving type 1**
- **Paving type 2**
- **Paving type 3**
- **Paving type 4**
- **Paving type 5**
- **Paving type 6**
- **Paving type 7**
- **Paving type 8 y**
- **Paving type 9**
- **Paving type 10 tactile studs**
- **Paving type 11**
- **Paving type 12**
- **Proposed Planting**
- **Proposed boundary Planting**
- **Feature hedge -**
- **Lawn** Central plaza turf: Key gardens reinforced lawn:
- **Seating units**
- **Picnic Benches**
- **Spill out furniture**
- **Bike Stands**
- **Pergola Type 1**
- **Boulder**
- **Bollards**
- **Metal tactile studs**
- **Railing**
- **Play equipment**
- **Tree grille type 1**
- **Tree grille type 2**
- Feature Pot type 1
- Building facade detail

0m 5m 10m 20m

Scale 1:200 @A0

Iss	Date	Issue notes	Drawn By	Checked By	Approved By
P10	06.08.20	Amendment to highways comments	EE	EE	AS
P09	09.07.20	Amendment to driveway parking position	EE	EE	AS
P08	30.06.20	Lighting drawing added to masterplan	JW	EE	AS
P07	18.06.20	Amendments to the Porte Cochere and drop off spaces. Tactile studs added and paving types updated.	JW	EE	AS
P06	02.06.20	Amendments to the key worker gardens	JW	EE	AS
P05	21.05.20	Extended access roads to outer pavement edge	EE	EE	AS
P04	19.05.20	Update to layout to respond to architecture changes. Tree grove area updated	JW	EE	AS
P03	24.04.20	Legend updated and design updated in accordance to architecture change and client comments	JW	EE	AS
P02	24.04.20	Name convention updated	JW	EE	AS
P01	07.04.20	Stage 3 First Issue	JW	EE	AS

ANDY STURGEON DESIGN
7 Marlborough Place, Brighton BN1 1UB
Tel: 01273 672575 info@andysturgeon.com www.andysturgeon.com

project no. drawing no.	issue
EPS001-ASD-SZ-00-DR-L-000100	P10
client	Guild Living
project	Epsom
	Guild Living
drawing	Masterplan Ground Floor - hard landscape
scale	1:200@A0 1:400@A2

APPENDIX D: Swept Path Analysis

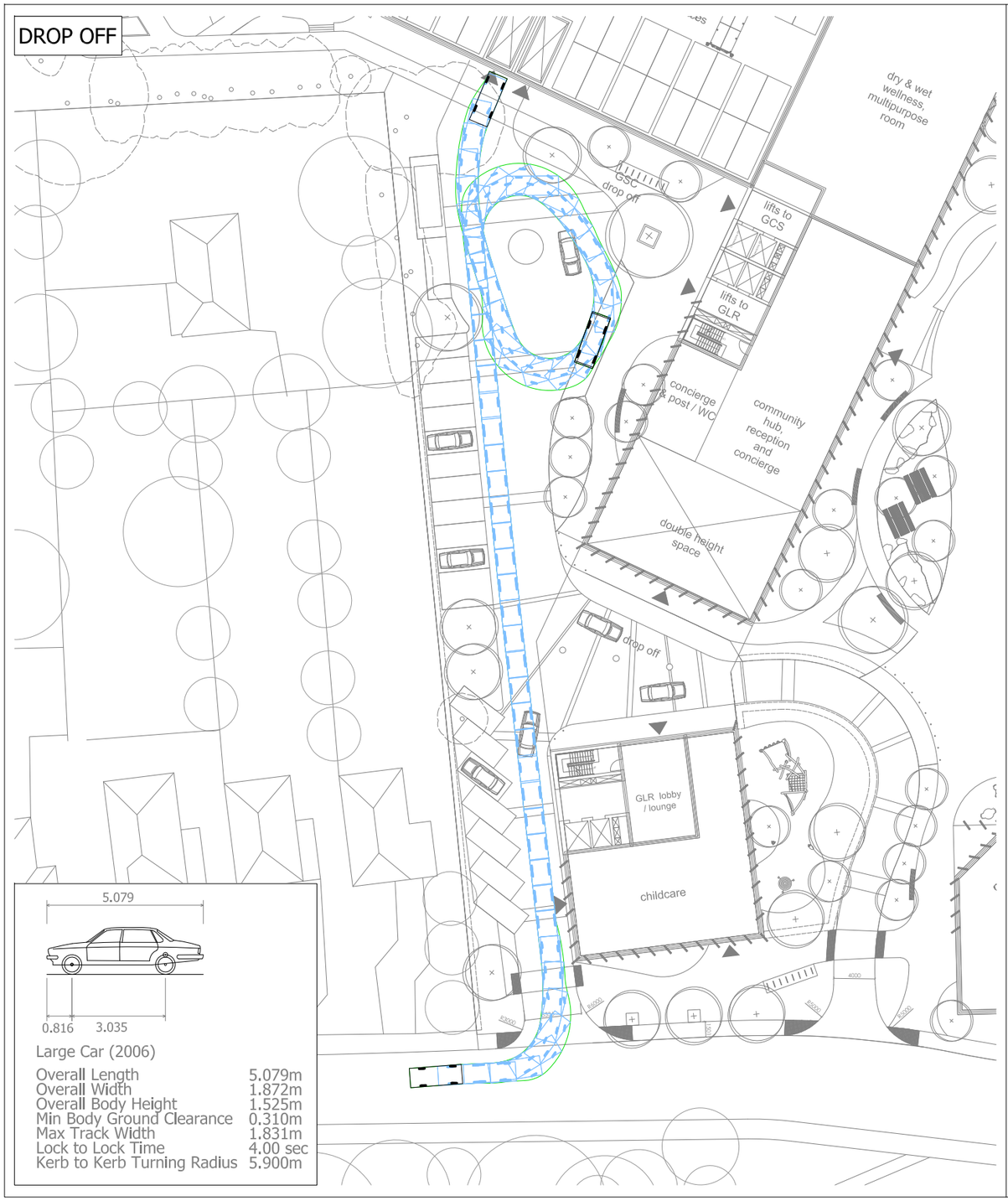

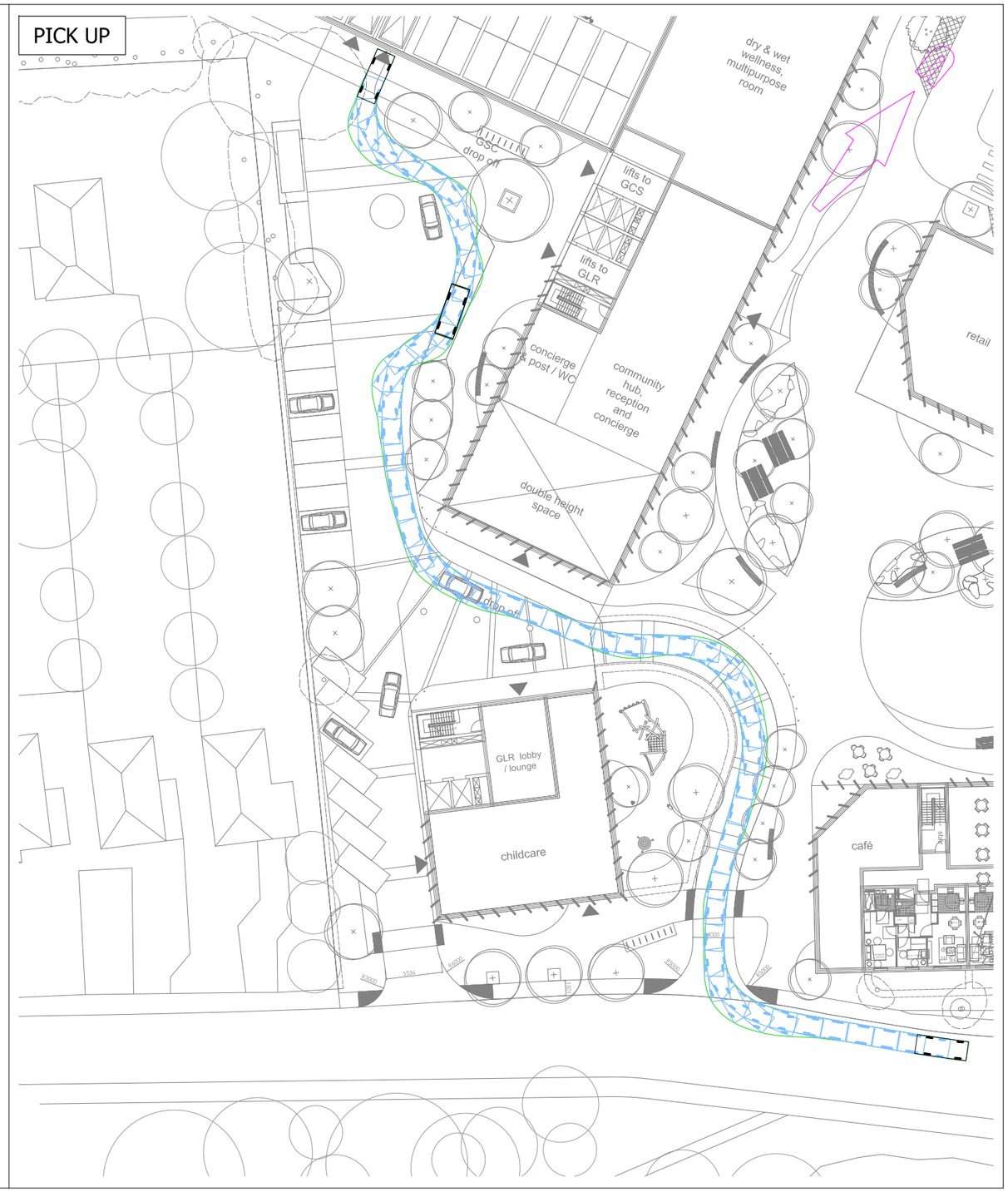

© Crown copyright and database rights 2019. Ordnance Survey 0100031673

mayer brown

Mayer Brown Limited
Suite 501 CityPoint Temple Gate Bristol BS1 6PL
Telephone 0117 9251027 Fax 0117 9251029
bristoloffice@mayerbrown.co.uk www.mayerbrown.co.uk

client
GUILD LIVING

project
PROPOSED LATER LIVING DEVELOPMENT
EPSOM GENERAL HOSPITAL

title
SWEPT PATH ANALYSIS
LARGE CAR ACCESSING PICK UP & DROP OFF AREAS

scale	1:500 @ A3	drawn by	RG
checked by	RG		
date	AUGUST 2020	cad file	200807 - GLEpsom.1 - Tracking
drawing number	B/GLEPSOM.1/TK01	rev.	E

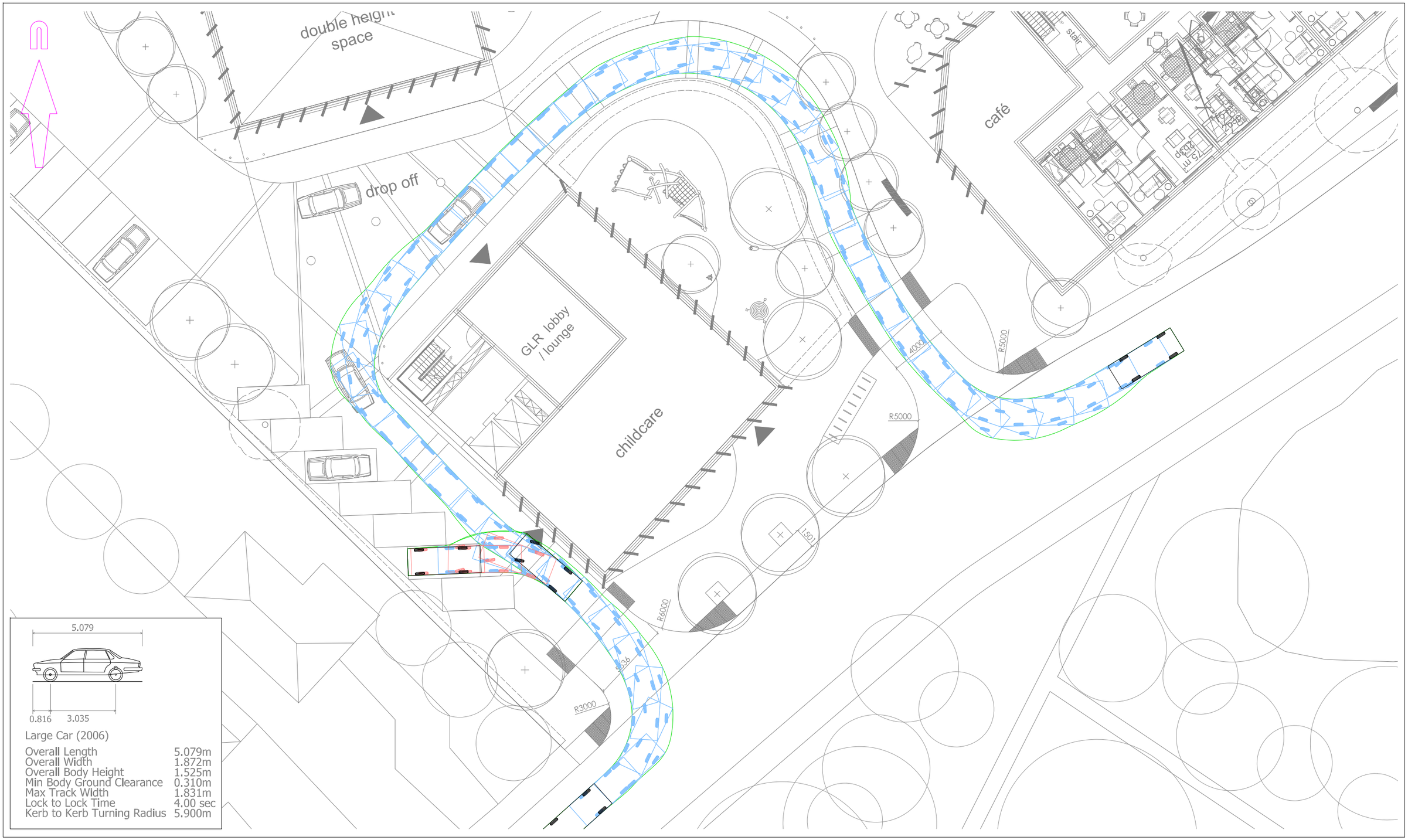

© Crown copyright and database rights 2019. Ordnance Survey 0100031673

mayer brown

Mayer Brown Limited
Suite 501 CityPoint Temple Gate Bristol BS1 6PL
Telephone 0117 9251027 Fax 0117 9251029
bristoloffice@mayerbrown.co.uk www.mayerbrown.co.uk

client
GUILD LIVING

project
PROPOSED LATER LIVING DEVELOPMENT
EPSOM GENERAL HOSPITAL

title
SWEPT PATH ANALYSIS
LARGE CAR ACCESSING NURSERY
AND ADJACENT PARKING

scale	1:250 @ A3	drawn by	RG
checked by	RG		
date	AUGUST 2020	cad file	200807 - GLEpsom.1 - Tracking
drawing number	B/GLEPSOM.1/TK02	rev.	E

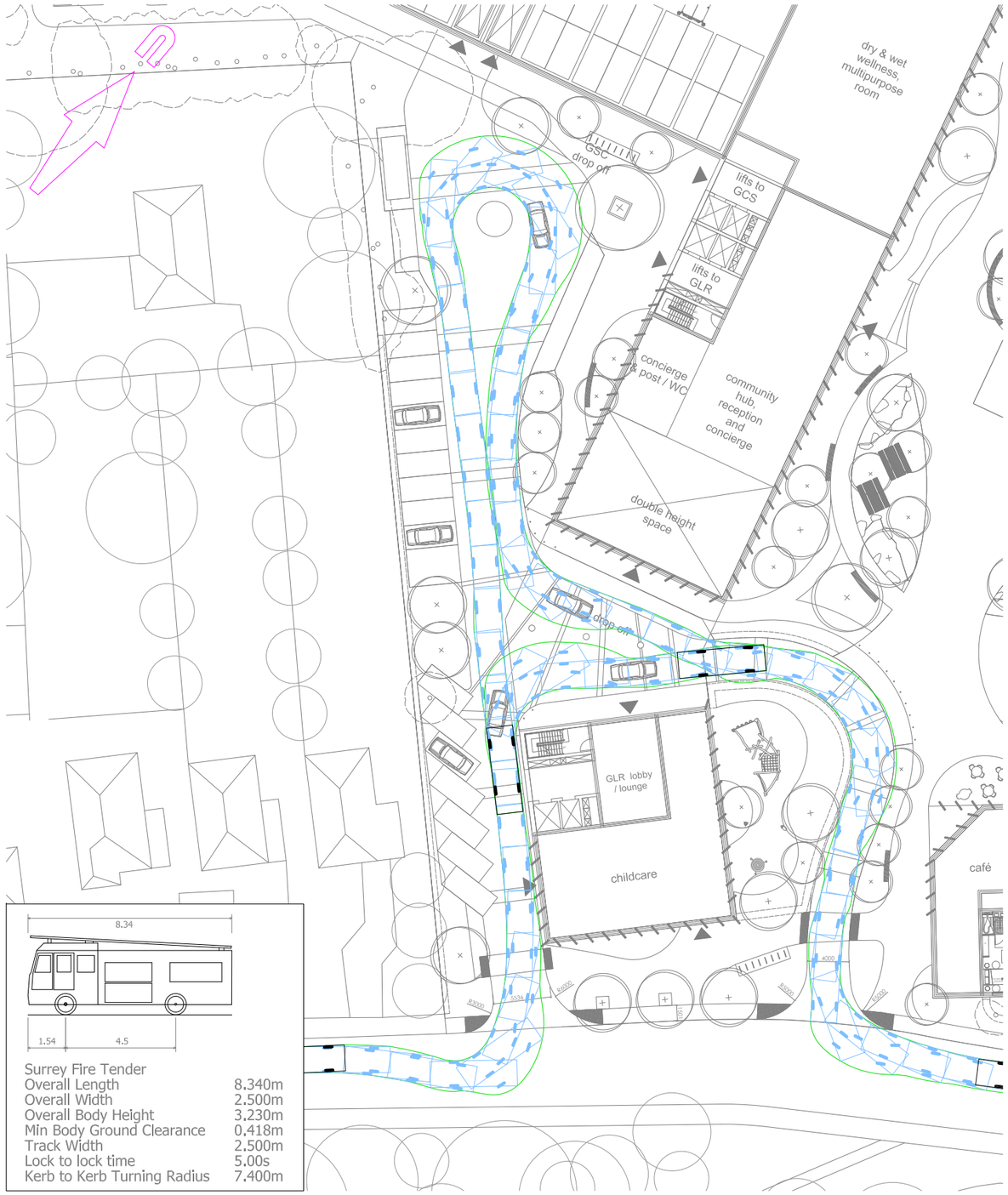

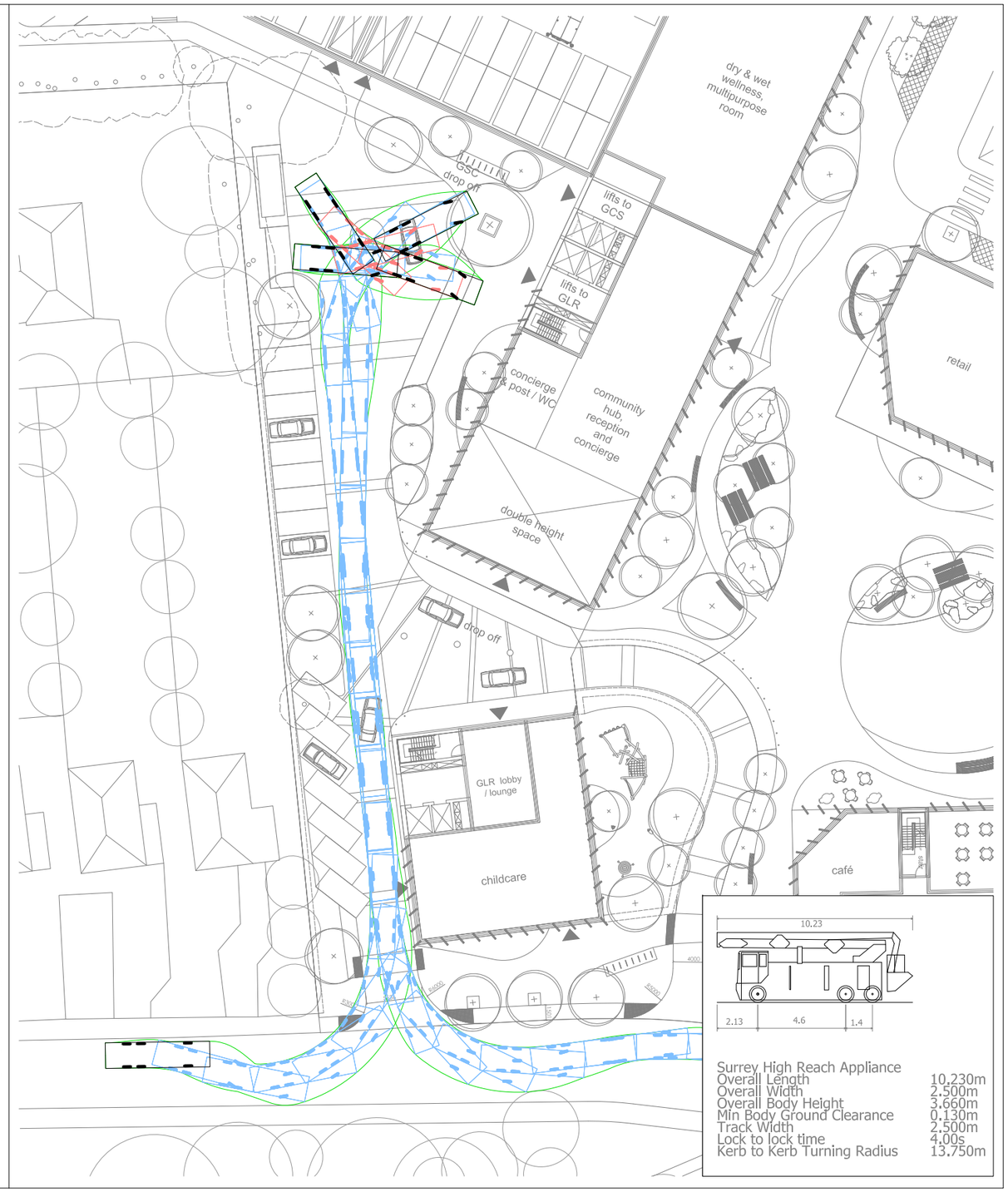

© Crown copyright and database rights 2019. Ordnance Survey 0100031673

mayer brown

Mayer Brown Limited
Suite 501 CityPoint Temple Gate Bristol BS1 6PL
Telephone 0117 9251027 Fax 0117 9251029
bristoloffice@mayerbrown.co.uk www.mayerbrown.co.uk

client
GUILD LIVING

project
PROPOSED LATER LIVING DEVELOPMENT
EPSOM GENERAL HOSPITAL

title
SWEPT PATH ANALYSIS
SURREY FIRE SERVICE VEHICLES
UTILISING INTERNAL ROUNDABOUT

scale	1:500 @ A3	drawn by	RG
checked by	RG		
date	AUGUST 2020	cad file	200807 - GLEpsom.1 - Tracking
drawing number	B/GLEPSOM.1/TK03	rev.	E

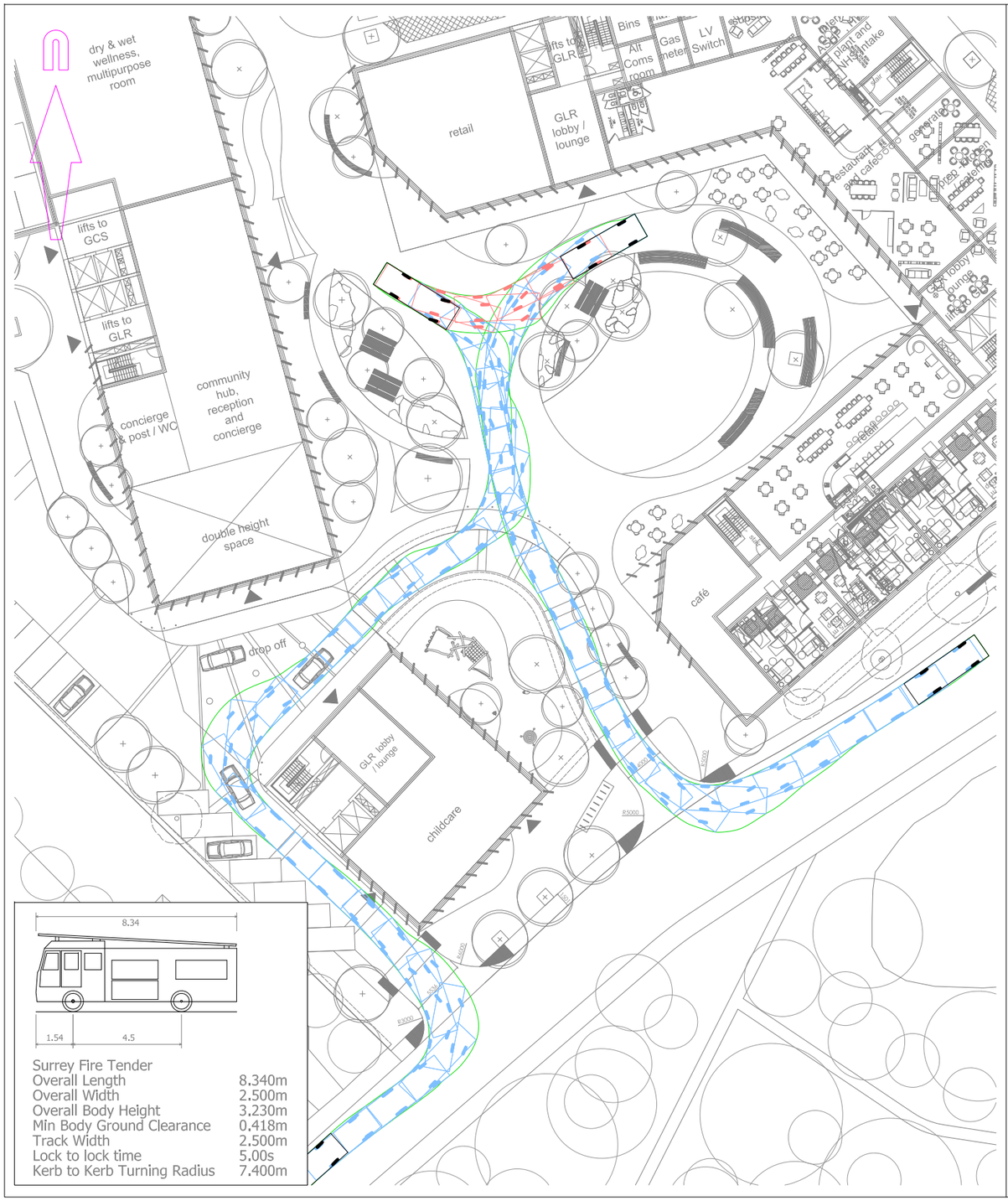

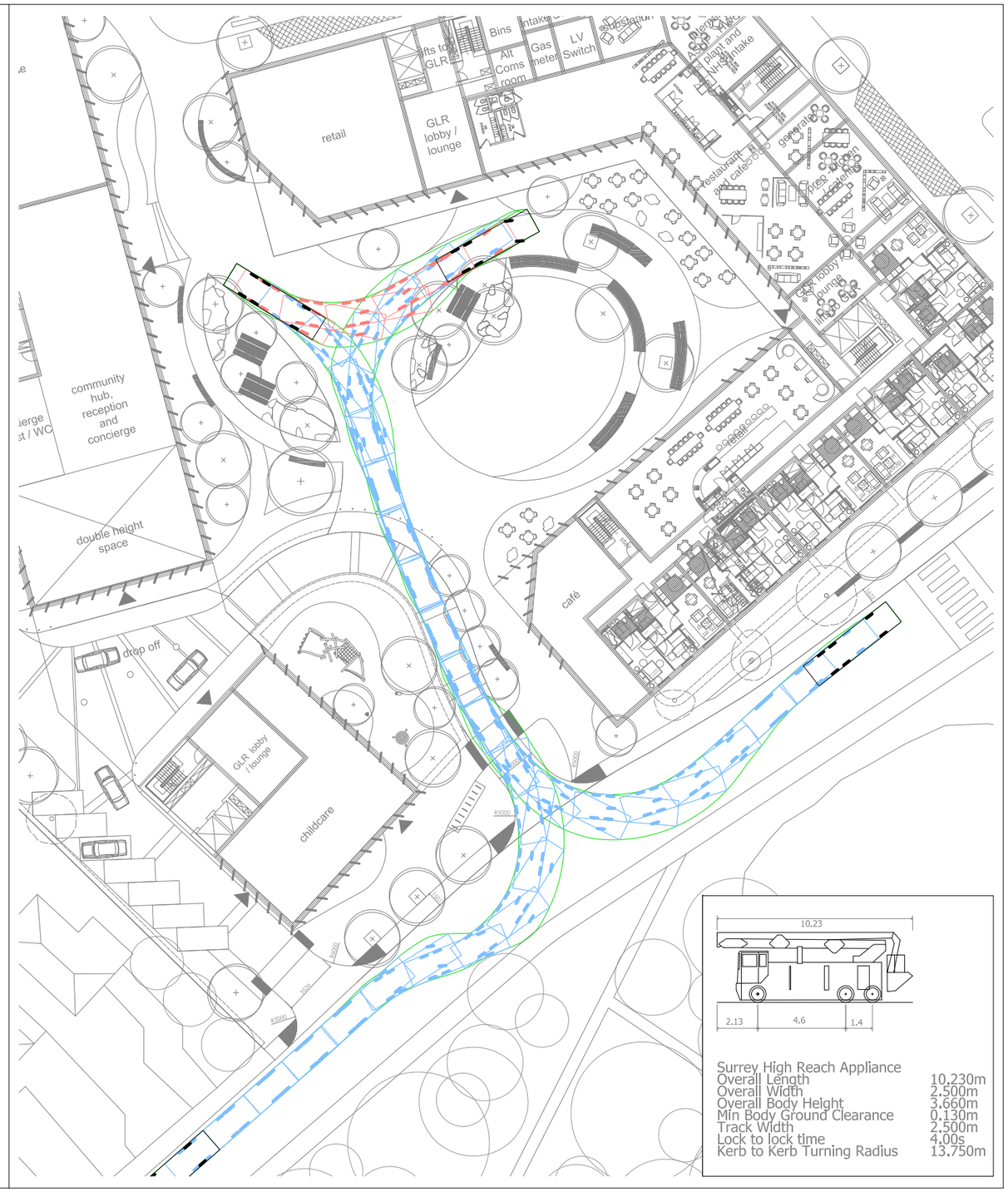

© Crown copyright and database rights 2019. Ordnance Survey 0100031673

mayer brown

Mayer Brown Limited
Suite 501 CityPoint Temple Gate Bristol BS1 6PL
Telephone 0117 9251027 Fax 0117 9251029
bristoloffice@mayerbrown.co.uk www.mayerbrown.co.uk

client
GUILD LIVING

project
PROPOSED LATER LIVING DEVELOPMENT
EPSOM GENERAL HOSPITAL

title
SWEPT PATH ANALYSIS
SURREY FIRE SERVICE VEHICLES
ACCESSING COURTYARD

scale	1:500 @ A3	drawn by	RG
checked by	RG		
date	AUGUST 2020	cad file	200807 - GLEpsom.1 - Tracking
drawing number	B/GLEPSOM.1/TK04	rev.	D

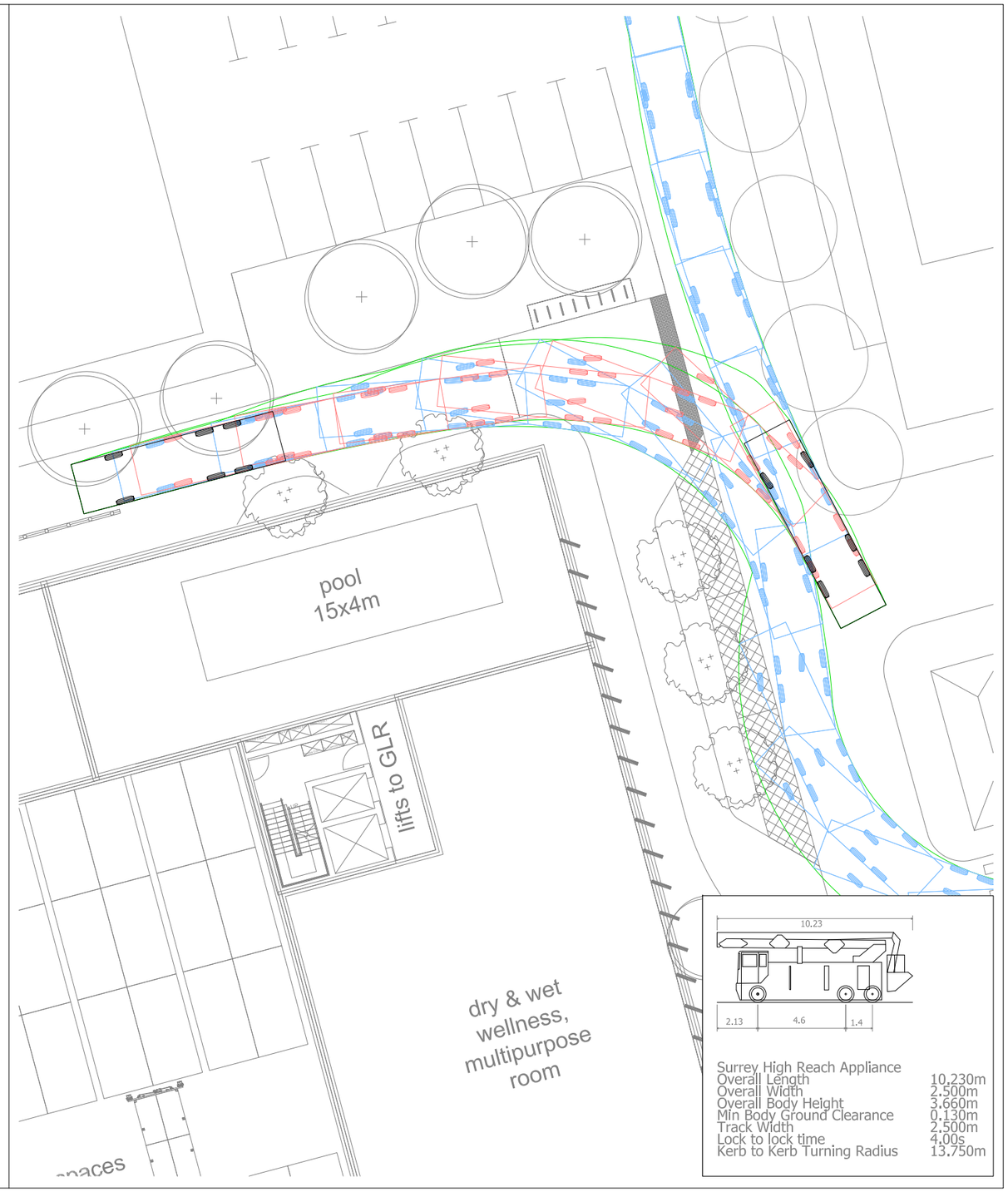

© Crown copyright and database rights 2019. Ordnance Survey 0100031673

mayer brown

Mayer Brown Limited
Suite 501 CityPoint Temple Gate Bristol BS1 6PL
Telephone 0117 9251027 Fax 0117 9251029
bristoloffice@mayerbrown.co.uk www.mayerbrown.co.uk

client
GUILD LIVING

project
PROPOSED LATER LIVING DEVELOPMENT
EPSOM GENERAL HOSPITAL

title
SWEPT PATH ANALYSIS
SURREY FIRE SERVICE VEHICLES
ACCESSING 20M OFF EDGE OF KERB

scale	1:250 @ A3	drawn by	RG
checked by	RG		
date	AUGUST 2020	cad file	200807 - GLEpsom.1 - Tracking
drawing number	B/GLEPSOM.1/TK06	rev.	D

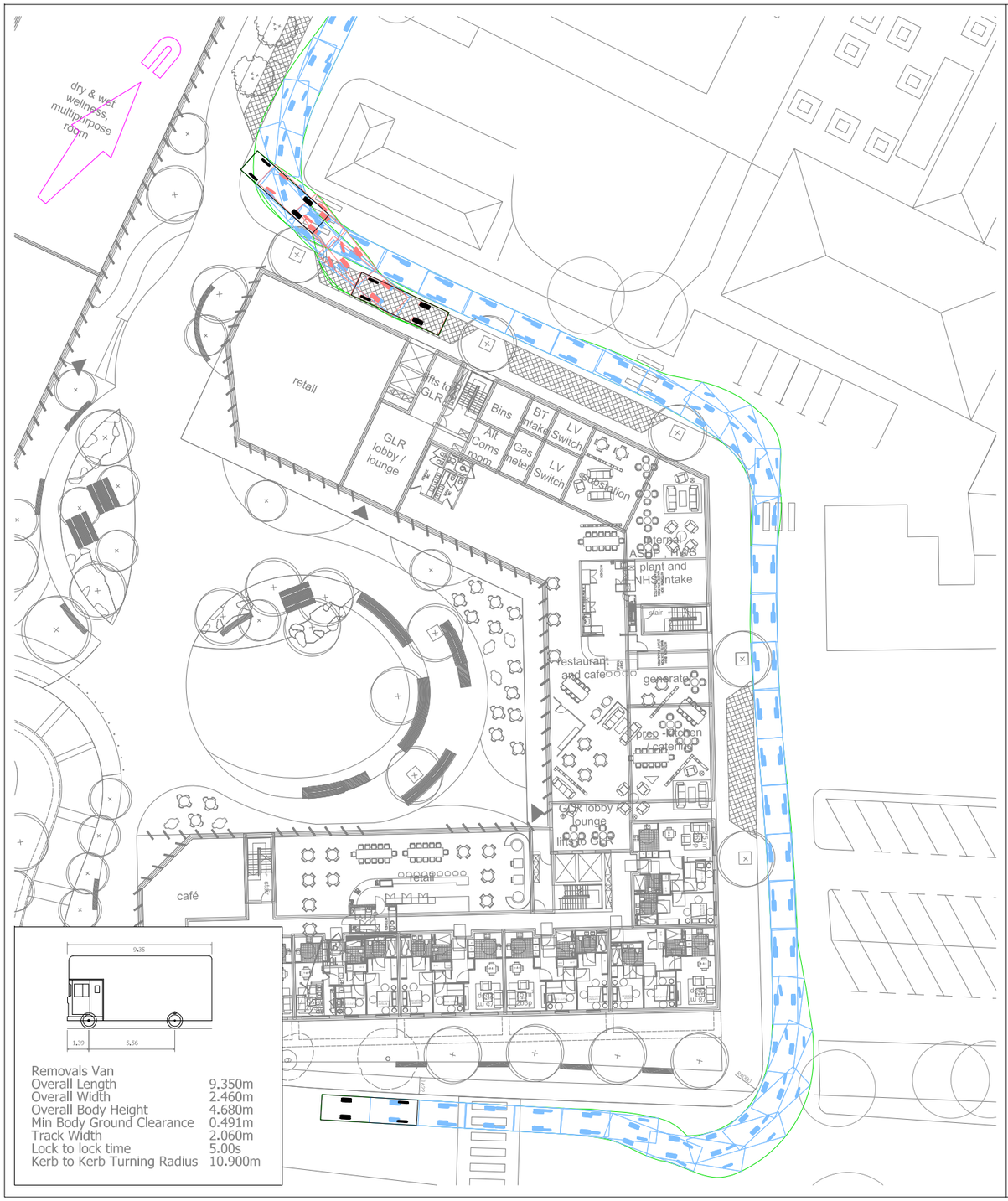

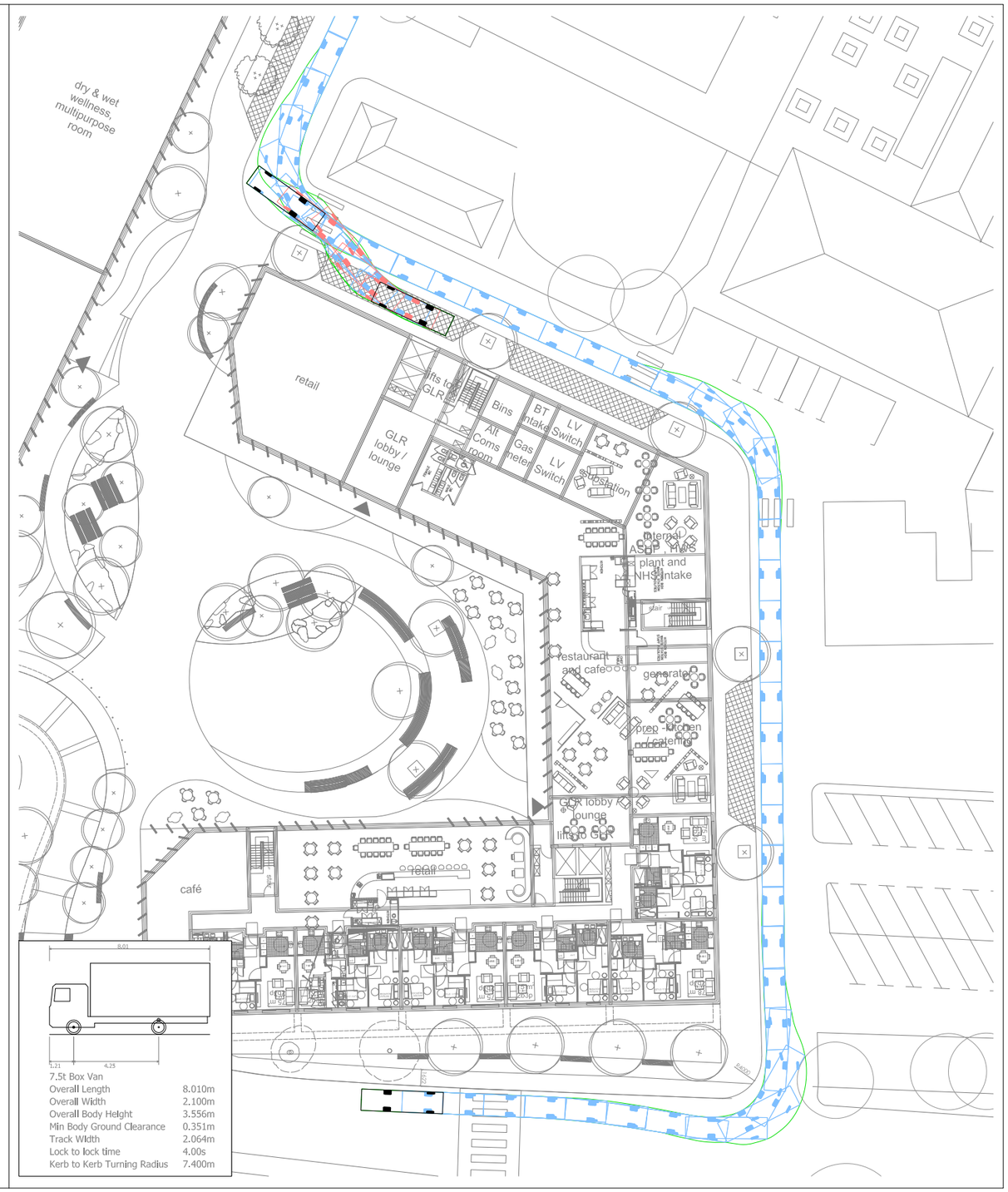

© Crown copyright and database rights 2019. Ordnance Survey 0100031673

mayer brown

Mayer Brown Limited
Suite 501 CityPoint Temple Gate Bristol BS1 6PL
Telephone 0117 9251027 Fax 0117 9251029
bristoloffice@mayerbrown.co.uk www.mayerbrown.co.uk

client
GUILD LIVING

project
PROPOSED LATER LIVING DEVELOPMENT
EPSOM GENERAL HOSPITAL

title
SWEPT PATH ANALYSIS
REMOVALS VAN AND 7.5T BOX VAN
ACCESSING SERVICE BAY

scale 1:500 @ A3	drawn by RG	checked by RG	
date AUGUST 2020	cad file 200807 - GLEpsom.1 - Tracking		
drawing number B/GLEPSOM.1/TK09		rev. D	

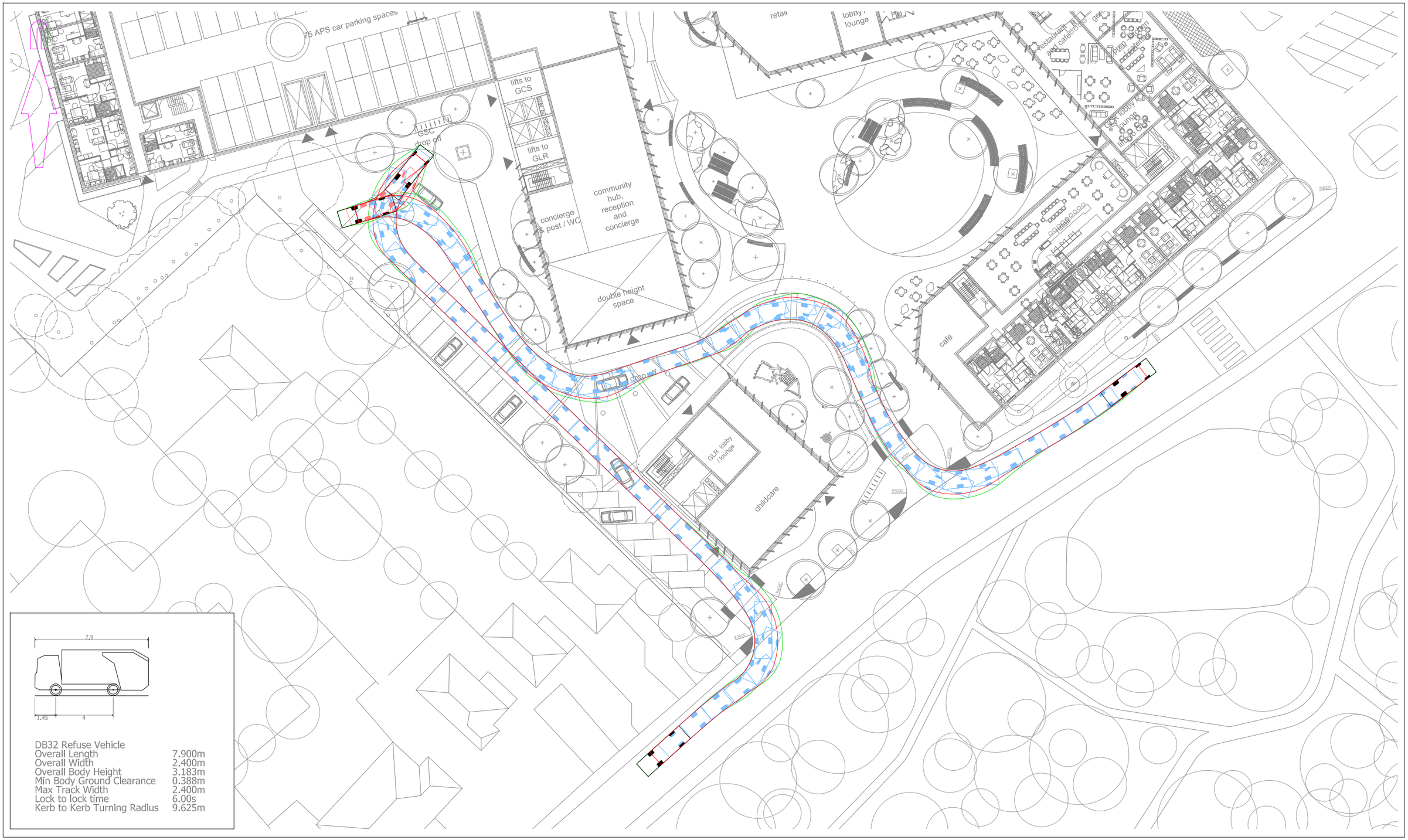

© Crown copyright and database rights 2019. Ordnance Survey 0100031673

mayer brown

Mayer Brown Limited
Suite 501 CityPoint Temple Gate Bristol BS1 6PL
Telephone 0117 9251027 Fax 0117 9251029
bristoloffice@mayerbrown.co.uk www.mayerbrown.co.uk

client
GUILD LIVING

project
PROPOSED LATER LIVING DEVELOPMENT
EPSOM GENERAL HOSPITAL

title
SWEPT PATH ANALYSIS
SMALL REFUSE VEHICLE
UTILISING INTERNAL ROUNDABOUT

scale	1:500 @ A3	drawn by	RG	checked by	RG
date	AUGUST 2020	cad file	200807 - GLEpsom.1 - Tracking		
drawing number	B/GLEPSOM.1/TK11			rev.	A

APPENDIX E: Traffic Survey Data

ADVANCED TRANSPORT RESEARCH

Job Number & Name: 21326 Epsom Hospital

Site Number/Name: Site 3 - Woodcote Green Road/Hospital Access

Client: Mayer Brown

Date: 21/05/2019

Weather: Sunny, Dry

Comments: None

Advanced Transport Research		*Job Number & Name:*	21326 Epsom Hospital
Site 3 - Woodcote Green Road/Hospital Access		*Date:*	Tuesday 21 May 2019

Job Type:	Junction Count				
Co-ordinates:	51° 19'26.70"N, 0° 16'19.68"W	*Postcode:*	KT18 7DG	*Times:*	0700-1900

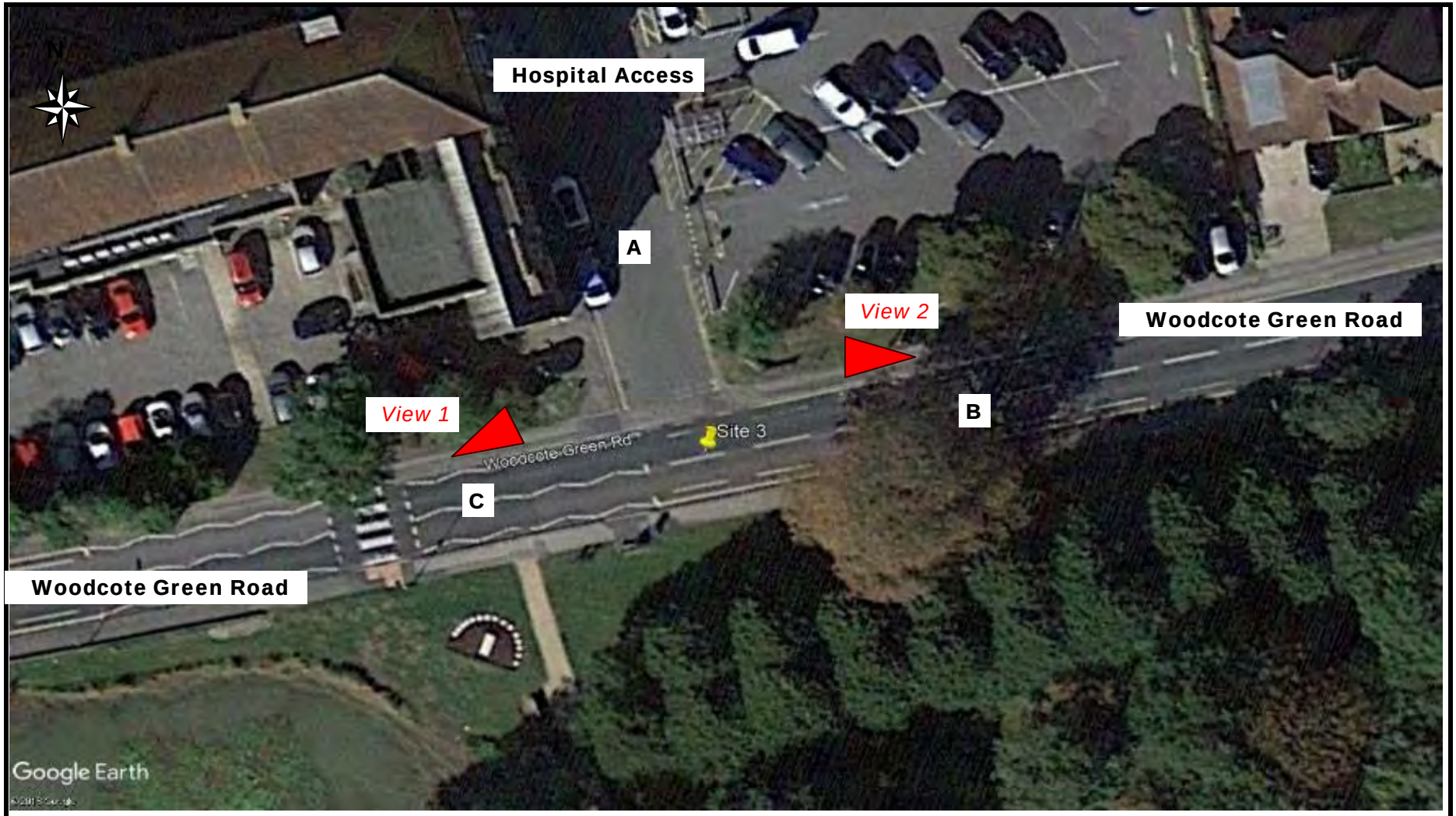

Advanced Transport Research	*Job Number & Name:*	21326 Epsom Hospital
Site 3 - Woodcote Green Road/Hospital Access	*Client:*	Mayer Brown
Flow Diagram	*Date:*	Tuesday 21 May 2019

Select Period 07:15

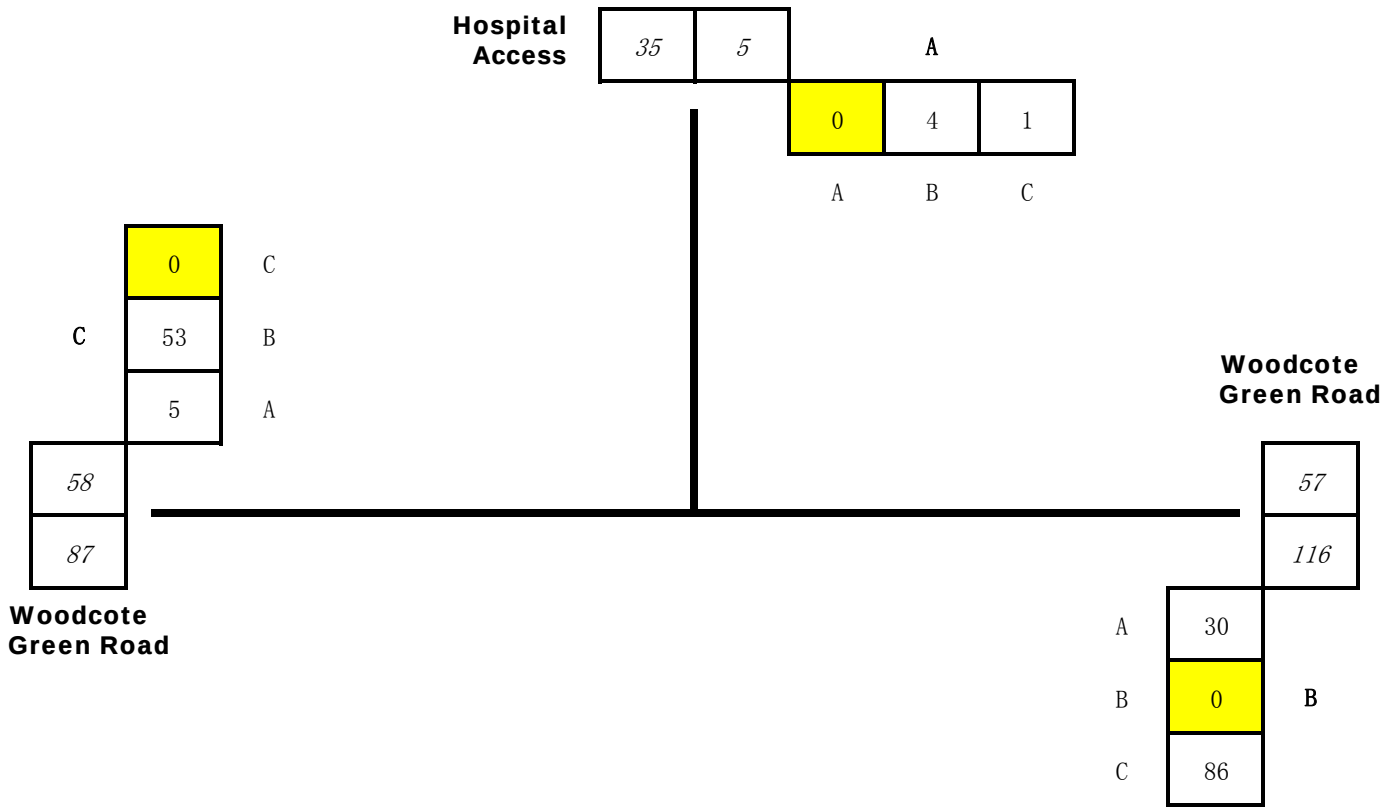

Advanced Transport Research
Site 3 - Woodcote Green Road/Hospital Access
Classified Counts

Job Number & Name: 21326 Epsom Hospital
Client: Mayer Brown
Date: Tuesday 21 May 2019

	A to A								A to B								A to C							
Times	Cars	LGV	Amb	OGV1	OGV2	PSV	M/B	Cyc	Cars	LGV	Amb	OGV1	OGV2	PSV	M/B	Cyc	Cars	LGV	Amb	OGV1	OGV2	PSV	M/B	Cyc
07:00 - 07:15	0	0	0	0	0	0	0	0	5	0	0	1	0	0	0	0	0	0	0	0	0	0	1	0
07:15 - 07:30	0	0	0	0	0	0	0	0	2	2	0	0	0	0	0	0	1	0	0	0	0	0	0	0
07:30 - 07:45	0	0	0	0	0	0	0	0	1	1	0	1	0	0	0	0	2	0	0	0	0	0	0	0
07:45 - 08:00	0	0	0	0	0	0	0	0	13	0	0	0	0	0	0	0	2	0	0	0	0	0	0	0
08:00 - 08:15	0	0	0	0	0	0	0	0	21	0	0	0	0	0	0	0	3	0	0	0	0	0	0	0
08:15 - 08:30	0	0	0	0	0	0	0	0	11	0	0	0	0	0	0	0	1	0	0	0	0	0	0	0
08:30 - 08:45	0	0	0	0	0	0	0	0	10	3	1	1	0	0	0	0	4	1	0	0	0	0	0	0
08:45 - 09:00	0	0	0	0	0	0	0	0	5	1	0	1	0	0	0	0	3	0	0	0	0	0	0	0
09:00 - 09:15	0	0	0	0	0	0	0	0	7	1	0	0	0	0	0	0	6	0	0	0	0	0	0	0
09:15 - 09:30	0	0	0	0	0	0	0	0	6	1	0	0	0	0	0	0	3	1	0	0	0	0	0	0
09:30 - 09:45	0	0	0	0	0	0	0	0	4	0	0	0	0	0	0	0	1	1	0	0	0	0	0	0
09:45 - 10:00	0	0	0	0	0	0	0	0	2	2	1	0	0	0	0	0	5	0	1	0	0	0	0	0
10:00 - 10:15	0	0	0	0	0	0	0	0	6	1	1	0	0	0	0	0	1	0	0	0	0	0	0	0
10:15 - 10:30	0	0	0	0	0	0	0	0	12	1	1	1	0	0	0	0	6	0	0	0	0	0	0	0
10:30 - 10:45	1	0	0	0	0	0	0	0	5	1	0	0	0	0	0	0	2	0	0	0	0	0	0	0
10:45 - 11:00	0	0	0	0	0	0	0	0	6	0	0	0	0	0	0	0	2	1	0	0	0	0	0	0
11:00 - 11:15	0	0	0	0	0	0	0	0	14	0	1	0	0	0	0	0	3	0	0	0	0	0	0	0
11:15 - 11:30	0	0	0	0	0	0	0	0	9	0	0	0	0	0	0	0	2	0	0	0	0	0	0	0
11:30 - 11:45	0	0	0	0	0	0	0	0	7	2	0	2	0	0	0	0	1	1	0	0	0	0	0	0
11:45 - 12:00	0	0	0	0	0	0	0	0	4	1	0	0	0	0	1	0	1	0	0	0	0	0	0	0
12:00 - 12:15	0	0	0	0	0	0	0	0	5	2	0	0	0	0	0	1	1	0	0	0	0	0	0	0
12:15 - 12:30	0	0	0	0	0	0	0	0	12	1	0	0	0	0	0	0	1	1	0	0	0	0	0	0
12:30 - 12:45	0	0	0	0	0	0	0	0	7	0	0	0	0	0	0	0	4	0	0	0	0	0	0	0
12:45 - 13:00	0	0	0	0	0	0	0	0	8	1	0	0	0	0	0	0	3	0	0	0	0	0	0	0
13:00 - 13:15	0	0	0	0	0	0	0	0	5	1	0	0	0	0	0	2	3	1	0	0	0	0	0	0
13:15 - 13:30	0	0	0	0	0	0	0	0	9	1	0	0	0	0	0	0	5	0	0	0	0	0	0	0
13:30 - 13:45	0	0	0	0	0	0	0	0	11	3	0	0	0	0	0	0	2	0	0	0	0	0	0	0
13:45 - 14:00	0	0	0	0	0	0	0	0	5	0	0	0	0	0	0	0	3	0	1	0	0	0	0	0
14:00 - 14:15	0	0	0	0	0	0	0	0	9	0	0	0	0	0	0	1	3	0	0	0	0	0	0	0
14:15 - 14:30	0	0	0	0	0	0	0	0	4	0	2	0	0	0	0	0	2	0	0	1	0	0	0	0
14:30 - 14:45	0	0	0	0	0	0	0	0	9	1	0	0	0	0	0	1	4	0	1	0	0	0	0	0
14:45 - 15:00	0	0	0	0	0	0	0	0	3	0	0	0	0	0	0	0	2	0	0	0	0	0	0	0
15:00 - 15:15	0	0	0	0	0	0	0	0	19	1	0	0	0	0	0	0	0	0	0	0	0	0	0	0
15:15 - 15:30	0	0	0	0	0	0	0	0	10	0	1	0	0	0	0	0	4	0	1	0	0	0	0	0
15:30 - 15:45	0	0	0	0	0	0	0	0	10	0	1	0	0	0	2	0	5	0	0	0	0	0	0	0
15:45 - 16:00	0	0	0	0	0	0	0	0	12	2	1	0	0	0	0	0	3	0	1	0	0	0	0	0
16:00 - 16:15	0	0	0	0	0	0	0	0	40	1	0	0	0	0	0	0	1	0	0	0	0	0	0	0
16:15 - 16:30	0	0	0	0	0	0	0	0	23	0	0	0	0	0	1	0	1	1	0	0	0	0	0	0
16:30 - 16:45	0	0	0	0	0	0	0	0	28	3	0	0	0	0	0	2	8	1	0	0	0	0	0	0
16:45 - 17:00	0	0	0	0	0	0	0	0	11	1	0	0	0	0	0	0	4	0	0	0	0	0	0	0
17:00 - 17:15	0	0	0	0	0	0	0	0	18	0	0	0	0	0	0	2	4	0	0	0	0	0	0	0
17:15 - 17:30	0	0	0	0	0	0	0	0	15	0	0	0	0	0	0	3	3	1	0	0	0	0	0	0
17:30 - 17:45	0	0	0	0	0	0	0	0	16	0	0	0	0	0	0	3	6	1	0	0	0	0	0	0
17:45 - 18:00	0	0	0	0	0	0	0	0	16	0	1	0	0	0	0	0	2	0	0	0	0	0	0	0
18:00 - 18:15	0	0	0	0	0	0	0	0	11	0	1	0	0	0	1	1	7	0	0	0	0	0	0	0
18:15 - 18:30	0	0	0	0	0	0	0	0	7	0	0	0	0	0	0	0	1	0	0	0	0	0	0	0
18:30 - 18:45	0	0	0	0	0	0	0	0	5	0	0	0	0	0	0	0	1	0	0	0	0	0	0	0
18:45 - 19:00	0	0	0	0	0	0	0	0	8	0	0	0	0	0	0	0	2	0	0	0	0	0	0	0

	B to A								B to B								B to C							
Times	Cars	LGV	Amb	OGV1	OGV2	PSV	M/B	Cyc	Cars	LGV	Amb	OGV1	OGV2	PSV	M/B	Cyc	Cars	LGV	Amb	OGV1	OGV2	PSV	M/B	Cyc
07:00 - 07:15	17	0	0	0	0	1	1	0	0	0	0	0	0	0	0	0	58	2	0	0	0	0	0	4
07:15 - 07:30	25	1	0	1	0	1	1	1	0	0	0	0	0	0	0	0	79	5	0	1	0	0	1	0
07:30 - 07:45	29	0	0	0	0	0	1	2	0	0	0	0	0	0	0	0	102	4	0	2	0	0	0	0
07:45 - 08:00	39	0	0	0	0	0	0	0	0	0	0	0	0	0	0	0	131	3	0	0	0	2	0	2
08:00 - 08:15	52	2	0	2	0	0	1	0	0	0	0	0	0	0	0	0	123	1	0	0	0	3	1	1
08:15 - 08:30	42	0	0	0	0	1	0	3	0	0	0	0	0	0	0	0	103	7	0	0	0	0	0	0
08:30 - 08:45	21	2	0	0	0	0	0	3	0	0	0	0	0	0	0	0	74	6	0	0	0	0	0	2
08:45 - 09:00	12	2	1	0	0	1	0	0	0	0	0	0	0	0	0	0	68	6	0	0	0	0	0	3
09:00 - 09:15	7	1	0	0	0	0	1	1	0	0	0	0	0	0	0	0	41	1	0	0	0	1	0	4
09:15 - 09:30	5	0	1	0	0	0	0	0	0	0	0	0	0	0	0	0	29	2	0	0	0	0	0	11
09:30 - 09:45	6	1	0	0	0	1	1	0	0	0	0	0	0	0	0	0	40	4	0	0	0	0	0	3
09:45 - 10:00	8	1	0	0	0	0	0	0	0	0	0	0	0	0	0	0	36	3	0	0	0	0	2	1
10:00 - 10:15	5	0	0	1	0	1	0	0	0	0	0	0	0	0	0	0	34	3	0	2	0	0	0	4
10:15 - 10:30	7	0	0	0	0	0	1	1	0	0	0	0	0	0	0	0	59	5	0	2	0	0	0	3
10:30 - 10:45	9	0	0	0	0	0	0	0	0	0	0	0	0	0	0	0	49	5	0	2	1	0	0	2
10:45 - 11:00	3	0	1	1	0	1	0	0	0	0	0	0	0	0	0	0	50	6	0	0	0	0	0	2
11:00 - 11:15	4	2	0	0	0	0	0	1	0	0	0	0	0	0	0	0	36	1	0	0	0	0	0	22
11:15 - 11:30	10	1	0	0	0	1	0	0	0	0	0	0	0	0	0	0	27	3	0	0	0	0	0	2
11:30 - 11:45	5	0	1	0	0	0	0	0	0	0	0	0	0	0	0	0	54	3	0	0	0	0	0	1
11:45 - 12:00	5	0	0	0	0	1	0	0	0	0	0	0	0	0	0	0	22	2	1	1	0	0	0	0
12:00 - 12:15	9	0	0	0	0	0	0	0	0	0	0	0	0	0	0	0	46	4	0	1	0	0	0	1
12:15 - 12:30	2	3	0	0	0	0	0	0	0	0	0	0	0	0	0	0	46	2	0	0	0	0	0	2
12:30 - 12:45	10	0	1	0	0	1	0	0	0	0	0	0	0	0	0	0	38	6	0	0	0	0	0	1
12:45 - 13:00	6	4	0	0	0	0	0	0	0	0	0	0	0	0	0	0	36	8	0	1	0	0	1	5
13:00 - 13:15	8	0	0	0	0	1	0	0	0	0	0	0	0	0	0	0	38	2	0	0	0	0	0	0
13:15 - 13:30	5	0	0	1	0	0	0	0	0	0	0	0	0	0	0	0	36	3	0	1	0	0	2	2
13:30 - 13:45	8	0	1	0	0	1	0	0	0	0	0	0	0	0	0	0	34	4	0	1	0	0	0	10
13:45 - 14:00	10	0	1	0	0	0	0	2	0	0	0	0	0	0	0	0	40	3	0	0	0	0	0	0
14:00 - 14:15	3	1	0	0	0	1	0	0	1	0	0	0	0	0	0	0	25	1	0	2	0	0	1	0
14:15 - 14:30	4	3	0	0	0	1	0	1	0	0	0	0	0	0	0	0	42	6	0	1	0	0	0	2
14:30 - 14:45	4	0	0	0	0	0	0	0	0	0	0	0	0	0	0	0	55	4	0	0	0	0	0	1
14:45 - 15:00	4	0	0	0	0	1	0	0	0	0	0	0	0	0	0	0	37	1	0	0	0	2	0	1
15:00 - 15:15	11	0	0	0	0	0	0	0	0	0	0	0	0	0	0	0	47	3	0	0	0	1	0	1
15:15 - 15:30	9	0	1	0	0	1	0	0	0	0	0	0	0	0	0	0	58	3	0	0	0	0	0	1
15:30 - 15:45	10	0	0	0	0	0	0	1	0	0	0	0	0	0	0	0	53	2	0	0	0	1	0	0
15:45 - 16:00	7	1	0	0	0	0	0	0	0	0	0	0	0	0	0	0	48	9	0	0	0	0	1	2
16:00 - 16:15	9	0	0	0	0	1	1	0	0	0	0	0	0	0	0	0	51	6	0	1	0	0	0	0
16:15 - 16:30	4	1	0	0	0	0	0	0	1	0	0	0	0	0	0	0	77	5	0	1	0	0	0	3
16:30 - 16:45	11	1	0	0	0	1	0	0	0	0	0	0	0	0	0	0	62	5	0	0	0	0	0	1
16:45 - 17:00	5	0	0	0	0	0	0	0	0	0	0	0	0	0	0	0	50	4	0	1	0	0	4	4
17:00 - 17:15	7	0	0	0	0	0	0	0	0	0	0	0	0	0	0	0	69	7	0	0	0	1	1	4
17:15 - 17:30	3	1	0	0	0	1	0	0	0	0	0	0	0	0	0	0	63	5	0	0	0	0	1	3
17:30 - 17:45	5	1	0	0	0	0	0	0	0	0	0	0	0	0	0	0	78	1	0	0	0	0	0	1
17:45 - 18:00	7	0	0	0	0	0	0	0	0	0	0	0	0	0	0	0	70	4	0	0	0	0	0	6
18:00 - 18:15	2	0	0	0	0	1	0	0	0	0	0	0	0	0	0	0	71	2	0	0	0	0	1	6
18:15 - 18:30	3	0	0	0	0	0	0	0	0	0	0	0	0	0	0	0	56	1	0	0	0	0	2	5
18:30 - 18:45	0	0	0	0	0	0	0	0	1	0	0	0	0	0	0	0	31	1	0	0	0	0	1	3
18:45 - 19:00	7	1	0	0	0	1	0	0	0	0	0	0	0	0	0	0	36	1	0	0	0	0	0	3

	C to A								C to B								C to C							
Times	Cars	LGV	Amb	OGV1	OGV2	PSV	M/B	Cyc	Cars	LGV	Amb	OGV1	OGV2	PSV	M/B	Cyc	Cars	LGV	Amb	OGV1	OGV2	PSV	M/B	Cyc
07:00 - 07:15	3	0	0	0	0	0	0	0	32	1	0	1	0	1	0	5	0	0	0	0	0	0	0	0
07:15 - 07:30	3	0	0	0	0	0	1	1	44	4	0	1	0	3	0	1	0	0	0	0	0	0	0	0
07:30 - 07:45	5	0	0	0	0	0	1	0	55	7	0	3	0	1	0	5	0	0	0	0	0	0	0	0
07:45 - 08:00	5	0	0	0	0	0	0	0	96	8	0	1	0	2	0	5	0	0	0	0	0	0	0	0
08:00 - 08:15	8	0	0	0	0	0	0	1	107	3	0	0	1	0	0	4	0	0	0	0	0	0	0	0
08:15 - 08:30	6	1	0	0	0	0	0	0	130	6	0	0	0	2	1	3	0	0	0	0	0	0	0	0
08:30 - 08:45	5	0	1	0	0	0	0	3	110	7	0	0	0	2	1	3	0	0	0	0	0	0	0	0
08:45 - 09:00	0	2	0	0	0	0	0	0	80	5	1	0	0	1	1	1	0	0	0	0	0	0	0	0
09:00 - 09:15	2	1	0	0	0	0	0	0	39	8	0	0	1	1	0	2	0	0	0	0	0	0	0	0
09:15 - 09:30	4	0	1	0	0	0	0	0	44	3	1	0	0	3	0	0	0	0	0	0	0	0	0	0
09:30 - 09:45	3	0	0	0	0	0	0	0	48	0	0	0	0	1	0	4	0	0	0	0	0	0	0	0
09:45 - 10:00	5	0	0	0	0	0	0	0	46	4	0	0	0	1	1	1	0	0	0	0	0	0	0	0
10:00 - 10:15	4	0	0	0	0	0	0	0	30	6	0	1	0	0	1	2	0	0	0	0	0	0	0	0
10:15 - 10:30	1	0	0	0	0	0	0	0	38	5	0	0	0	2	0	0	0	0	0	0	0	0	0	0
10:30 - 10:45	2	0	0	0	0	0	0	0	37	4	0	1	1	1	1	1	0	0	0	0	0	0	0	0
10:45 - 11:00	1	0	0	1	0	0	0	0	41	4	0	1	0	1	0	0	0	0	0	0	0	0	0	0
11:00 - 11:15	3	0	1	0	0	0	0	0	41	6	0	1	0	1	0	4	0	0	0	0	0	0	0	0
11:15 - 11:30	2	0	0	0	0	0	0	0	26	5	0	1	0	1	0	0	0	0	0	0	0	0	0	0
11:30 - 11:45	2	1	0	0	0	0	0	0	39	4	0	0	0	1	1	1	0	0	0	0	0	0	0	0
11:45 - 12:00	2	1	0	0	0	0	0	0	34	3	0	1	1	1	0	2	0	0	0	0	0	0	0	0
12:00 - 12:15	0	0	1	0	0	0	0	0	30	3	0	0	0	1	0	1	0	0	0	0	0	0	0	0
12:15 - 12:30	6	1	0	0	0	0	0	0	42	1	0	0	0	1	1	6	0	0	0	0	0	0	0	0
12:30 - 12:45	2	0	0	0	0	0	0	0	40	2	0	0	0	1	0	1	0	0	0	0	0	0	0	0
12:45 - 13:00	0	0	0	0	0	0	0	0	37	3	0	0	0	1	1	3	0	0	0	0	0	0	0	0
13:00 - 13:15	1	0	0	0	0	0	0	0	35	6	0	1	0	1	0	2	0	0	0	0	0	0	0	0
13:15 - 13:30	9	1	0	0	0	0	0	0	37	4	0	0	0	1	0	8	0	0	0	0	0	0	0	0
13:30 - 13:45	0	0	0	0	0	0	0	0	34	3	0	0	0	1	1	6	0	0	0	0	0	0	0	0
13:45 - 14:00	5	0	0	0	0	0	0	0	44	4	0	0	0	1	0	5	0	0	0	0	0	0	0	0
14:00 - 14:15	1	0	0	0	0	0	0	0	40	3	0	0	1	1	0	3	0	0	0	0	0	0	0	0
14:15 - 14:30	1	0	0	1	0	0	0	0	33	3	0	0	0	1	0	0	0	0	0	0	0	0	0	0
14:30 - 14:45	3	0	0	0	0	0	0	0	41	4	0	0	0	2	1	5	0	0	0	0	0	0	0	0
14:45 - 15:00	8	0	0	0	0	0	0	0	48	3	0	1	0	1	0	1	0	0	0	0	0	0	0	0
15:00 - 15:15	4	0	0	0	0	0	0	0	59	3	0	0	0	2	1	2	0	0	0	0	0	0	0	0
15:15 - 15:30	2	0	0	0	0	0	0	0	43	4	0	0	0	2	0	0	0	0	0	0	0	0	0	0
15:30 - 15:45	3	0	1	0	0	0	0	0	47	3	0	0	0	0	1	0	0	0	0	0	0	0	0	0
15:45 - 16:00	1	0	0	0	0	0	0	0	54	7	0	0	0	1	1	1	0	0	0	0	0	0	0	0
16:00 - 16:15	1	0	0	0	0	0	0	0	68	8	0	0	0	1	0	6	0	0	0	0	0	0	0	0
16:15 - 16:30	2	0	0	0	0	0	0	0	105	5	0	0	0	2	0	3	0	0	0	0	0	0	0	0
16:30 - 16:45	3	0	0	0	0	0	0	0	80	5	0	0	0	0	0	1	0	0	0	0	0	0	0	0
16:45 - 17:00	4	0	0	0	0	0	0	0	90	7	0	1	0	1	0	0	0	0	0	0	0	0	0	0
17:00 - 17:15	2	0	0	0	0	0	0	0	92	3	0	1	0	1	1	1	0	0	0	0	0	0	0	0
17:15 - 17:30	0	1	0	0	0	0	0	0	85	5	0	0	0	2	1	2	0	0	0	0	0	0	0	0
17:30 - 17:45	1	1	0	0	0	0	0	0	88	6	0	0	0	0	1	2	0	0	0	0	0	0	0	0
17:45 - 18:00	2	0	0	0	0	0	0	0	103	4	0	0	0	2	1	5	0	0	0	0	0	0	0	0
18:00 - 18:15	1	0	0	0	0	0	0	0	102	3	0	0	0	2	2	1	0	0	0	0	0	0	0	0
18:15 - 18:30	1	0	0	0	0	0	0	0	72	1	1	0	0	1	1	5	0	0	0	0	0	0	0	0
18:30 - 18:45	1	0	0	0	0	0	0	0	56	2	1	0	0	1	1	0	0	0	0	0	0	0	0	0
18:45 - 19:00	0	0	0	0	0	0	0	0	49	2	0	0	0	1	2	0	0	0	0	0	0	0	0	0

Advanced Transport Research
Site 3 - Woodcote Green Road/Hospital Access
PCU Values

Job Number & Name: 21326 Epsom Hospital
Client: Mayer Brown
Date: Tuesday 21 May 2019

Times	A to A									A to B									A to C								
	Cars	LGV	Amb	OGV1	OGV2	PSV	M/B	Cyc	Total	Cars	LGV	Amb	OGV1	OGV2	PSV	M/B	Cyc	Total	Cars	LGV	Amb	OGV1	OGV2	PSV	M/B	Cyc	Total
#### - ####	0.0	0.0	0.0	0.0	0.0	0.0	0.0	0.0	0.0	5.0	0.0	1.0	1.5	0.0	0.0	0.0	0.0	7.5	0.0	0.0	0.0	0.0	0.0	0.0	0.4	0.0	0.4
#### - ####	0.0	0.0	0.0	0.0	0.0	0.0	0.0	0.0	0.0	2.0	2.0	0.0	0.0	0.0	0.0	0.0	0.0	4.0	1.0	0.0	0.0	0.0	0.0	0.0	0.0	0.0	1.0
#### - ####	0.0	0.0	0.0	0.0	0.0	0.0	0.0	0.0	0.0	1.0	1.0	1.0	1.5	0.0	0.0	0.0	0.0	4.5	2.0	0.0	0.0	0.0	0.0	0.0	0.0	0.0	2.0
#### - ####	0.0	0.0	0.0	0.0	0.0	0.0	0.0	0.0	0.0	13.0	0.0	0.0	0.0	0.0	0.0	0.0	0.0	13.0	2.0	0.0	0.0	0.0	0.0	0.0	0.0	0.0	2.0
#### - ####	0.0	0.0	0.0	0.0	0.0	0.0	0.0	0.0	0.0	21.0	0.0	0.0	0.0	0.0	0.0	0.0	0.0	21.0	3.0	0.0	0.0	0.0	0.0	0.0	0.0	0.0	3.0
#### - ####	0.0	0.0	0.0	0.0	0.0	0.0	0.0	0.0	0.0	11.0	0.0	0.0	0.0	0.0	0.0	0.0	0.0	11.0	1.0	0.0	0.0	0.0	0.0	0.0	0.0	0.0	1.0
#### - ####	0.0	0.0	0.0	0.0	0.0	0.0	0.0	0.0	0.0	10.0	3.0	1.0	1.5	0.0	0.0	0.0	0.0	15.5	4.0	1.0	0.0	0.0	0.0	0.0	0.0	0.0	5.0
#### - ####	0.0	0.0	0.0	0.0	0.0	0.0	0.0	0.0	0.0	5.0	1.0	1.0	1.5	0.0	0.0	0.0	0.0	8.5	3.0	0.0	0.0	0.0	0.0	0.0	0.0	0.0	3.0
#### - ####	0.0	0.0	0.0	0.0	0.0	0.0	0.0	0.0	0.0	7.0	1.0	0.0	0.0	0.0	0.0	0.0	0.0	8.0	6.0	0.0	0.0	0.0	0.0	0.0	0.0	0.0	6.0
#### - ####	0.0	0.0	0.0	0.0	0.0	0.0	0.0	0.0	0.0	6.0	1.0	0.0	0.0	0.0	0.0	0.0	0.0	7.0	3.0	1.0	0.0	0.0	0.0	0.0	0.0	0.0	4.0
#### - ####	0.0	0.0	0.0	0.0	0.0	0.0	0.0	0.0	0.0	4.0	0.0	0.0	0.0	0.0	0.0	0.0	0.0	4.0	1.0	1.0	0.0	0.0	0.0	0.0	0.0	0.0	2.0
#### - ####	0.0	0.0	0.0	0.0	0.0	0.0	0.0	0.0	0.0	2.0	2.0	0.0	0.0	0.0	0.0	0.0	0.0	4.0	5.0	0.0	0.0	0.0	0.0	0.0	0.0	0.0	5.0
#### - ####	0.0	0.0	0.0	0.0	0.0	0.0	0.0	0.0	0.0	6.0	1.0	0.0	0.0	0.0	0.0	0.0	0.0	7.0	1.0	0.0	0.0	0.0	0.0	0.0	0.0	0.0	1.0
#### - ####	0.0	0.0	0.0	0.0	0.0	0.0	0.0	0.0	0.0	12.0	1.0	1.0	1.5	0.0	0.0	0.0	0.0	15.5	6.0	0.0	0.0	0.0	0.0	0.0	0.0	0.0	6.0
#### - ####	1.0	0.0	0.0	0.0	0.0	0.0	0.0	0.0	1.0	5.0	1.0	0.0	0.0	0.0	0.0	0.0	0.0	6.0	2.0	0.0	0.0	0.0	0.0	0.0	0.0	0.0	2.0
#### - ####	0.0	0.0	0.0	0.0	0.0	0.0	0.0	0.0	0.0	6.0	0.0	0.0	0.0	0.0	0.0	0.0	0.0	6.0	2.0	1.0	0.0	0.0	0.0	0.0	0.0	0.0	3.0
#### - ####	0.0	0.0	0.0	0.0	0.0	0.0	0.0	0.0	0.0	14.0	0.0	0.0	0.0	0.0	0.0	0.0	0.0	14.0	3.0	0.0	0.0	0.0	0.0	0.0	0.0	0.0	3.0
#### - ####	0.0	0.0	0.0	0.0	0.0	0.0	0.0	0.0	0.0	9.0	0.0	0.0	0.0	0.0	0.0	0.0	0.0	9.0	2.0	0.0	0.0	0.0	0.0	0.0	0.0	0.0	2.0
#### - ####	0.0	0.0	0.0	0.0	0.0	0.0	0.0	0.0	0.0	7.0	2.0	2.0	3.0	0.0	0.0	0.0	0.0	14.0	1.0	1.0	0.0	0.0	0.0	0.0	0.0	0.0	2.0
#### - ####	0.0	0.0	0.0	0.0	0.0	0.0	0.0	0.0	0.0	4.0	1.0	0.0	0.0	0.0	0.0	0.4	0.0	5.4	1.0	0.0	0.0	0.0	0.0	0.0	0.0	0.0	1.0
#### - ####	0.0	0.0	0.0	0.0	0.0	0.0	0.0	0.0	0.0	5.0	2.0	0.0	0.0	0.0	0.0	0.0	0.2	7.2	1.0	0.0	0.0	0.0	0.0	0.0	0.0	0.0	1.0
#### - ####	0.0	0.0	0.0	0.0	0.0	0.0	0.0	0.0	0.0	12.0	1.0	0.0	0.0	0.0	0.0	0.0	0.0	13.0	1.0	1.0	0.0	0.0	0.0	0.0	0.0	0.0	2.0
#### - ####	0.0	0.0	0.0	0.0	0.0	0.0	0.0	0.0	0.0	7.0	0.0	0.0	0.0	0.0	0.0	0.0	0.0	7.0	4.0	0.0	0.0	0.0	0.0	0.0	0.0	0.0	4.0
#### - ####	0.0	0.0	0.0	0.0	0.0	0.0	0.0	0.0	0.0	8.0	1.0	0.0	0.0	0.0	0.0	0.0	0.0	9.0	3.0	0.0	0.0	0.0	0.0	0.0	0.0	0.0	3.0
#### - ####	0.0	0.0	0.0	0.0	0.0	0.0	0.0	0.0	0.0	5.0	1.0	0.0	0.0	0.0	0.0	0.0	0.4	6.4	3.0	1.0	0.0	0.0	0.0	0.0	0.0	0.0	4.0
#### - ####	0.0	0.0	0.0	0.0	0.0	0.0	0.0	0.0	0.0	9.0	1.0	0.0	0.0	0.0	0.0	0.0	0.0	10.0	5.0	0.0	0.0	0.0	0.0	0.0	0.0	0.0	5.0
#### - ####	0.0	0.0	0.0	0.0	0.0	0.0	0.0	0.0	0.0	11.0	3.0	0.0	0.0	0.0	0.0	0.0	0.0	14.0	2.0	0.0	0.0	0.0	0.0	0.0	0.0	0.0	2.0
#### - ####	0.0	0.0	0.0	0.0	0.0	0.0	0.0	0.0	0.0	5.0	0.0	0.0	0.0	0.0	0.0	0.0	0.0	5.0	3.0	0.0	0.0	0.0	0.0	0.0	0.0	0.0	3.0
#### - ####	0.0	0.0	0.0	0.0	0.0	0.0	0.0	0.0	0.0	9.0	0.0	0.0	0.0	0.0	0.0	0.0	0.2	9.2	3.0	0.0	0.0	0.0	0.0	0.0	0.0	0.0	3.0
#### - ####	0.0	0.0	0.0	0.0	0.0	0.0	0.0	0.0	0.0	4.0	0.0	0.0	0.0	0.0	0.0	0.0	0.0	4.0	2.0	0.0	0.0	1.5	0.0	0.0	0.0	0.0	3.5
#### - ####	0.0	0.0	0.0	0.0	0.0	0.0	0.0	0.0	0.0	9.0	1.0	0.0	0.0	0.0	0.0	0.0	0.2	10.2	4.0	0.0	0.0	0.0	0.0	0.0	0.0	0.0	4.0
#### - ####	0.0	0.0	0.0	0.0	0.0	0.0	0.0	0.0	0.0	3.0	0.0	0.0	0.0	0.0	0.0	0.0	0.0	3.0	2.0	0.0	0.0	0.0	0.0	0.0	0.0	0.0	2.0
#### - ####	0.0	0.0	0.0	0.0	0.0	0.0	0.0	0.0	0.0	19.0	1.0	0.0	0.0	0.0	0.0	0.0	0.0	20.0	0.0	0.0	0.0	0.0	0.0	0.0	0.0	0.0	0.0
#### - ####	0.0	0.0	0.0	0.0	0.0	0.0	0.0	0.0	0.0	10.0	0.0	0.0	0.0	0.0	0.0	0.0	0.0	10.0	4.0	0.0	0.0	0.0	0.0	0.0	0.0	0.0	4.0
#### - ####	0.0	0.0	0.0	0.0	0.0	0.0	0.0	0.0	0.0	10.0	0.0	0.0	0.0	0.0	0.0	0.8	0.0	10.8	5.0	0.0	0.0	0.0	0.0	0.0	0.0	0.0	5.0
#### - ####	0.0	0.0	0.0	0.0	0.0	0.0	0.0	0.0	0.0	12.0	2.0	0.0	0.0	0.0	0.0	0.0	0.0	14.0	3.0	0.0	0.0	0.0	0.0	0.0	0.0	0.0	3.0
#### - ####	0.0	0.0	0.0	0.0	0.0	0.0	0.0	0.0	0.0	40.0	1.0	0.0	0.0	0.0	0.0	0.0	0.0	41.0	1.0	0.0	0.0	0.0	0.0	0.0	0.0	0.0	1.0
#### - ####	0.0	0.0	0.0	0.0	0.0	0.0	0.0	0.0	0.0	23.0	0.0	0.0	0.0	0.0	0.0	0.4	0.0	23.4	1.0	1.0	0.0	0.0	0.0	0.0	0.0	0.0	2.0
#### - ####	0.0	0.0	0.0	0.0	0.0	0.0	0.0	0.0	0.0	28.0	3.0	0.0	0.0	0.0	0.0	0.0	0.4	31.4	8.0	1.0	0.0	0.0	0.0	0.0	0.0	0.0	9.0
#### - ####	0.0	0.0	0.0	0.0	0.0	0.0	0.0	0.0	0.0	11.0	1.0	0.0	0.0	0.0	0.0	0.0	0.0	12.0	4.0	0.0	0.0	0.0	0.0	0.0	0.0	0.0	4.0
#### - ####	0.0	0.0	0.0	0.0	0.0	0.0	0.0	0.0	0.0	18.0	0.0	0.0	0.0	0.0	0.0	0.0	0.4	18.4	4.0	0.0	0.0	0.0	0.0	0.0	0.0	0.0	4.0
#### - ####	0.0	0.0	0.0	0.0	0.0	0.0	0.0	0.0	0.0	15.0	0.0	0.0	0.0	0.0	0.0	0.0	0.6	15.6	3.0	1.0	0.0	0.0	0.0	0.0	0.0	0.0	4.0
#### - ####	0.0	0.0	0.0	0.0	0.0	0.0	0.0	0.0	0.0	16.0	0.0	0.0	0.0	0.0	0.0	0.0	0.6	16.6	6.0	1.0	0.0	0.0	0.0	0.0	0.0	0.0	7.0
#### - ####	0.0	0.0	0.0	0.0	0.0	0.0	0.0	0.0	0.0	16.0	0.0	0.0	0.0	0.0	0.0	0.0	0.0	16.0	2.0	0.0	0.0	0.0	0.0	0.0	0.0	0.0	2.0
#### - ####	0.0	0.0	0.0	0.0	0.0	0.0	0.0	0.0	0.0	11.0	0.0	0.0	0.0	0.0	0.0	0.4	0.2	11.6	7.0	0.0	0.0	0.0	0.0	0.0	0.0	0.0	7.0
#### - ####	0.0	0.0	0.0	0.0	0.0	0.0	0.0	0.0	0.0	7.0	0.0	0.0	0.0	0.0	0.0	0.0	0.0	7.0	1.0	0.0	0.0	0.0	0.0	0.0	0.0	0.0	1.0
#### - ####	0.0	0.0	0.0	0.0	0.0	0.0	0.0	0.0	0.0	5.0	0.0	0.0	0.0	0.0	0.0	0.0	0.0	5.0	1.0	0.0	0.0	0.0	0.0	0.0	0.0	0.0	1.0
#### - ####	0.0	0.0	0.0	0.0	0.0	0.0	0.0	0.0	0.0	8.0	0.0	0.0	0.0	0.0	0.0	0.0	0.0	8.0	2.0	0.0	0.0	0.0	0.0	0.0	0.0	0.0	2.0
07:00 - 08:00	0.0	0.0	0.0	0.0	0.0	0.0	0.0	0.0	0.0	21.0	3.0	2.0	3.0	0.0	0.0	0.0	0.0	29.0	5.0	0.0	0.0	0.0	0.0	0.0	0.4	0.0	5.4
07:15 - 08:15	0.0	0.0	0.0	0.0	0.0	0.0	0.0	0.0	0.0	37.0	3.0	1.0	1.5	0.0	0.0	0.0	0.0	42.5	8.0	0.0	0.0	0.0	0.0	0.0	0.0	0.0	8.0
07:30 - 08:30	0.0	0.0	0.0	0.0	0.0	0.0	0.0	0.0	0.0	46.0	1.0	1.0	1.5	0.0	0.0	0.0	0.0	49.5	8.0	0.0	0.0	0.0	0.0	0.0	0.0	0.0	8.0
07:45 - 08:45	0.0	0.0	0.0	0.0	0.0	0.0	0.0	0.0	0.0	55.0	3.0	1.0	1.5	0.0	0.0	0.0	0.0	60.5	10.0	1.0	0.0	0.0	0.0	0.0	0.0	0.0	11.0
08:00 - 09:00	0.0	0.0	0.0	0.0	0.0	0.0	0.0	0.0	0.0	47.0	4.0	2.0	3.0	0.0	0.0	0.0	0.0	56.0	11.0	1.0	0.0	0.0	0.0	0.0	0.0	0.0	12.0
08:15 - 09:15	0.0	0.0	0.0	0.0	0.0	0.0	0.0	0.0	0.0	33.0	5.0	2.0	3.0	0.0	0.0	0.0	0.0	43.0	14.0	1.0	0.0	0.0	0.0	0.0	0.0	0.0	15.0
08:30 - 09:30	0.0	0.0	0.0	0.0	0.0	0.0	0.0	0.0	0.0	28.0	6.0	2.0	3.0	0.0	0.0	0.0	0.0	39.0	16.0	2.0	0.0	0.0	0.0	0.0	0.0	0.0	18.0
08:45 - 09:45	0.0	0.0	0.0	0.0	0.0	0.0	0.0	0.0	0.0	22.0	3.0	1.0	1.5	0.0	0.0	0.0	0.0	27.5	13.0	2.0	0.0	0.0	0.0	0.0	0.0	0.0	15.0
09:00 - 10:00	0.0	0.0	0.0	0.0	0.0	0.0	0.0	0.0	0.0	19.0	4.0	0.0	0.0	0.0	0.0	0.0	0.0	23.0	15.0	2.0	0.0	0.0	0.0	0.0	0.0	0.0	17.0
09:15 - 10:15	0.0	0.0	0.0	0.0	0.0	0.0	0.0	0.0	0.0	18.0	4.0	0.0	0.0	0.0	0.0	0.0	0.0	22.0	10.0	2.0	0.0	0.0	0.0	0.0	0.0	0.0	12.0
09:30 - 10:30	0.0	0.0	0.0	0.0	0.0	0.0	0.0	0.0	0.0	24.0	4.0	1.0	1.5	0.0	0.0	0.0	0.0	30.5	13.0	1.0	0.0	0.0	0.0	0.0	0.0	0.0	14.0
09:45 - 10:45	1.0	0.0	0.0	0.0	0.0	0.0	0.0	0.0	1.0	25.0	5.0	1.0	1.5	0.0	0.0	0.0	0.0	32.5	14.0	0.0	0.0	0.0	0.0	0.0	0.0	0.0	14.0
10:00 - 11:00	1.0	0.0	0.0	0.0	0.0	0.0	0.0	0.0	1.0	29.0	3.0	1.0	1.5	0.0	0.0	0.0	0.0	34.5	11.0	1.0	0.0	0.0	0.0	0.0	0.0	0.0	12.0
10:15 - 11:15	1.0	0.0	0.0	0.0	0.0	0.0	0.0	0.0	1.0	37.0	2.0	1.0	1.5	0.0	0.0	0.0	0.0	41.5	13.0	1.0	0.0	0.0	0.0	0.0	0.0	0.0	14.0
10:30 - 11:30	1.0	0.0	0.0	0.0	0.0	0.0	0.0	0.0	1.0	34.0	1.0	0.0	0.0	0.0	0.0	0.0	0.0	35.0	9.0	1.0	0.0	0.0	0.0	0.0	0.0	0.0	10.0
10:45 - 11:45	0.0	0.0	0.0	0.0	0.0	0.0	0.0	0.0	0.0	36.0	2.0	2.0	3.0	0.0	0.0	0.0	0.0	43.0	8.0	2.0	0.0	0.0	0.0	0.0	0.0	0.0	10.0
11:00 - 12:00	0.0	0.0	0.0	0.0	0.0	0.0	0.0	0.0	0.0	34.0	3.0	2.0	3.0	0.0	0.0	0.4	0.0	42.4	7.0	1.0	0.0	0.0	0.0	0.0	0.0	0.0	8.0
11:15 - 12:15	0.0	0.0	0.0	0.0	0.0	0.0	0.0	0.0	0.0	25.0	5.0	2.0	3.0	0.0	0.0	0.4	0.2	35.6	5.0	1.0	0.0	0.0	0.0	0.0	0.0	0.0	6.0
11:30 - 12:30	0.0	0.0	0.0	0.0	0.0	0.0	0.0	0.0	0.0	28.0	6.0	2.0	3.0	0.0	0.0	0.4	0.2	39.6	4.0	2.0	0.0	0.0	0.0	0.0	0.0	0.0	6.0
11:45 - 12:45	0.0	0.0	0.0	0.0	0.0	0.0	0.0	0.0	0.0	28.0	4.0	0.0	0.0	0.0	0.0	0.4	0.2	32.6	7.0	1.0	0.0	0.0	0.0	0.0	0.0	0.0	8.0
12:00 - 13:00	0.0	0.0	0.0	0.0	0.0	0.0	0.0	0.0	0.0	32.0	4.0	0.0	0.0	0.0	0.0	0.0	0.2	36.2	9.0	1.0	0.0	0.0	0.0	0.0	0.0	0.0	10.0
12:15 - 13:15	0.0	0.0	0.0	0.0	0.0	0.0	0.0	0.0	0.0	32.0	3.0	0.0	0.0	0.0	0.0	0.0	0.4	35.4	11.0	2.0	0.0	0.0	0.0	0.0	0.0	0.0	13.0
12:30 - 13:30	0.0	0.0	0.0	0.0	0.0	0.0	0.0	0.0	0.0	29.0	3.0	0.0	0.0	0.0	0.0	0.0	0.4	32.4	15.0	1.0	0.0	0.0	0.0	0.0	0.0	0.0	16.0
12:45 - 13:45	0.0	0.0	0.0	0.0	0.0	0.0	0.0	0.0	0.0	33.0	6.0	0.0	0.0	0.0	0.0	0.0	0.4	39.4	13.0	1.0	0.0	0.0	0.0	0.0	0.0	0.0	14.0
13:00 - 14:00	0.0	0.0	0.0	0.0	0.0	0.0	0.0	0.0	0.0	30.0	5.0	0.0	0.0	0.0	0.0	0.0	0.4	35.4	13.0	1.0	0.0	0.0	0.0	0.0	0.0	0.0	14.0
13:15 - 14:15	0.0	0.0	0.0	0.0	0.0	0.0	0.0	0.0	0.0	34.0	4.0	0.0	0.0	0.0	0.0	0.0	0.2	38.2	13.0	0.0	0.0	0.0	0.0	0.0	0.0	0.0	13.0
13:30 - 14:30	0.0	0.0	0.0	0.0	0.0	0.0	0.0	0.0	0.0	29.0	3.0	0.0	0.0	0.0	0.0	0.0	0.2	32.2	10.0	0.0	0.0	1.5	0.0	0.0	0.0	0.0	11.5
13:45 - 14:45	0.0	0.0	0.0	0.0	0.0	0.0	0.0	0.0	0.0	27.0	1.0	0.0	0.0	0.0	0.0	0.0	0.4	28.4	12.0	0.0	0.0	1.5	0.0	0.0	0.0	0.0	13.5
14:00 - 15:00	0.0	0.0	0.0	0.0	0.0	0.0	0.0	0.0	0.0	25.0	1.0	0.0	0.0	0.0	0.0	0.0	0.4	26.4	11.0	0.0	0.0	1.5	0.0	0.0	0.0	0.0	12.5
14:15 - 15:15	0.0	0.0	0.0	0.0	0.0	0.0	0.0	0.0	0.0	35.0	2.0	0.0	0.0	0.0	0.0	0.0	0.2	37.2	8.0	0.0	0.0	1.5	0.0	0.0	0.0	0.0	9.5
14:30 - 15:30	0.0	0.0	0.0	0.0	0.0	0.0	0.0	0.0	0.0	41.0	2.0	0.0	0.0	0.0	0.0	0.0	0.2	43.2	10.0	0.0	0.0	0.0	0.0	0.0	0.0	0.0	10.0
14:45 - 15:45	0.0	0.0	0.0	0.0	0.0	0.0	0.0	0.0	0.0	42.0	1.0	0.0	0.0	0.0	0.0	0.8	0.0	43.8	11.0	0.0	0.0	0.0	0.0	0.0	0.0	0.0	11.0
15:00 - 16:00	0.0	0.0	0.0	0.0	0.0	0.0	0.0	0.0	0.0	51.0	3.0	0.0	0.0	0.0	0.0	0.8	0.0	54.8	12.0	0.0	0.0	0.0	0.0	0.0	0.0	0.0	12.0
15:15 - 16:15	0.0	0.0	0.0	0.0	0.0	0.0	0.0	0.0	0.0	72.0	3.0	0.0	0.0	0.0	0.0	0.8	0.0	75.8	13.0	0.0	0.0	0.0	0.0	0.0	0.0	0.0	13.0
15:30 - 16:30	0.0	0.0	0.0	0.0	0.0	0.0	0.0	0.0	0.0	85.0	3.0	0.0	0.0	0.0	0.0	1.2	0.0	89.2	10.0	1.0	0.0	0.0	0.0	0.0	0.0	0.0	11.0
15:45 - 16:45	0.0	0.0	0.0	0.0	0.0	0.0	0.0	0.0	0.0	103.0	6.0	0.0	0.0	0.0	0.0	0.4	0.4	109.8	13.0	2.0	0.0	0.0	0.0	0.0	0.0	0.0	15.0
16:00 - 17:00	0.0	0.0	0.0	0.0	0.0	0.0	0.0	0.0	0.0	102.0	5.0	0.0	0.0	0.0	0.0	0.4	0.4	107.8	14.0	2.0	0.0	0.0	0.0	0.0	0.0	0.0	16.0
16:15 - 17:15	0.0	0.0	0.0	0.0	0.0	0.0	0.0	0.0	0.0	80.0	4.0	0.0	0.0	0.0	0.0	0.4	0.8	85.2	17.0	2.0	0.0	0.0	0.0	0.0	0.0	0.0	19.0
16:30 - 17:30	0.0	0.0	0.0	0.0	0.0	0.0	0.0	0.0	0.0	72.0	4.0	0.0	0.0	0.0	0.0	0.0	1.4	77.4	19.0	2.0	0.0	0.0	0.0	0.0	0.0	0.0	21.0
16:45 - 17:45	0.0	0.0	0.0	0.0	0.0	0.0	0.0	0.0	0.0	60.0	1.0	0.0	0.0	0.0	0.0	0.0	1.6	62.6	17.0	2.0	0.0	0.0	0.0	0.0	0.0	0.0	19.0
17:00 - 18:00	0.0	0.0	0.0	0.0	0.0	0.0	0.0	0.0	0.0	65.0	0.0	0.0	0.0	0.0	0.0	0.0	1.6	66.6	15.0	2.0	0.0	0.0	0.0	0.0	0.0	0.0	17.0
17:15 - 18:15	0.0	0.0	0.0	0.0	0.0	0.0	0.0	0.0	0.0	58.0	0.0	0.0	0.0	0.0	0.0	0.4	1.4	59.8	18.0	2.0	0.0	0.0	0.0	0.0	0.0	0.0	20.0
17:30 - 18:30	0.0	0.0	0.0	0.0	0.0	0.0	0.0	0.0	0.0	50.0	0.0	0.0	0.0	0.0	0.0	0.4	0.8	51.2	16.0	1.0	0.0	0.0	0.0	0.0	0.0	0.0	17.0
17:45 - 18:45	0.0	0.0	0.0	0.0	0.0	0.0	0.0	0.0	0.0	39.0	0.0	0.0	0.0	0.0	0.0	0.4	0.2	39.6	11.0	0.0	0.0	0.0	0.0	0.0	0.0	0.0	11.0
18:00 - 19:00	0.0	0.0	0.0	0.0	0.0	0.0	0.0	0.0	0.0	31.0	0.0	0.0	0.0	0.0	0.0	0.4	0.2	31.6	11.0	0.0	0.0	0.0	0.0	0.0	0.0	0.0	11.0
07:45 - 08:45	0.0	0.0	0.0	0.0	0.0	0.0	0.0	0.0	0.0	55.0	3.0	1.0	1.5	0.0	0.0	0.0	0.0	60.5	10.0	1.0	0.0	0.0	0.0	0.0	0.0	0.0	11.0
15:45 - 16:45	0.0	0.0	0.0	0.0	0.0	0.0	0.0	0.0	0.0	####	6.0	0.0	0.0	0.0	0.0	0.4	0.4	####	13.0	2.0	0.0	0.0	0.0	0.0	0.0	0.0	15.0
16:15 - 17:15	0.0	0.0	0.0	0.0	0.0	0.0	0.0	0.0	0.0	80.0	4.0	0.0	0.0	0.0	0.0	0.4	0.8	85.2	17.0	2.0	0.0	0.0	0.0	0.0	0.0	0.0	19.0

Times	B to A									B to B									B to C								
	Cars	LGV	Amb	OGV1	OGV2	PSV	M/B	Cyc	Total	Cars	LGV	Amb	OGV1	OGV2	PSV	M/B	Cyc	Total	Cars	LGV	Amb	OGV1	OGV2	PSV	M/B	Cyc	Total
#### - ####	17.0	0.0	1.0	0.0	0.0	2.0	0.4	0.0	20.4	0.0	0.0	0.0	0.0	0.0	0.0	0.0	0.0	0.0	58.0	2.0	4.0	0.0	0.0	0.0	0.0	0.8	64.8
#### - ####	25.0	1.0	1.0	1.5	0.0	2.0	0.4	0.2	31.1	0.0	0.0	0.0	0.0	0.0	0.0	0.0	0.0	0.0	79.0	5.0	0.0	1.5	0.0	0.0	0.4	0.0	85.9
#### - ####	29.0	0.0	0.0	0.0	0.0	0.0	0.4	0.4	29.8	0.0	0.0	0.0	0.0	0.0	0.0	0.0	0.0	0.0	102.0	4.0	0.0	3.0	0.0	0.0	0.0	0.0	109.0
#### - ####	39.0	0.0	0.0	0.0	0.0	0.0	0.0	0.0	39.0	0.0	0.0	0.0	0.0	0.0	0.0	0.0	0.0	0.0	131.0	3.0	2.0	0.0	0.0	4.0	0.0	0.4	140.4
#### - ####	52.0	2.0	0.0	3.0	0.0	0.0	0.4	0.0	57.4	0.0	0.0	0.0	0.0	0.0	0.0	0.0	0.0	0.0	123.0	1.0	1.0	0.0	0.0	6.0	0.4	0.2	131.6
#### - ####	42.0	0.0	1.0	0.0	0.0	2.0	0.0	0.6	45.6	0.0	0.0	0.0	0.0	0.0	0.0	0.0	0.0	0.0	103.0	7.0	0.0	0.0	0.0	0.0	0.0	0.0	110.0
#### - ####	21.0	2.0	0.0	0.0	0.0	0.0	0.0	0.6	23.6	0.0	0.0	0.0	0.0	0.0	0.0	0.0	0.0	0.0	74.0	6.0	2.0	0.0	0.0	0.0	0.0	0.4	82.4
#### - ####	12.0	2.0	1.0	0.0	0.0	2.0	0.0	0.0	17.0	0.0	0.0	0.0	0.0	0.0	0.0	0.0	0.0	0.0	68.0	6.0	3.0	0.0	0.0	0.0	0.0	0.6	77.6
#### - ####	7.0	1.0	0.0	0.0	0.0	0.0	0.4	0.2	8.6	0.0	0.0	0.0	0.0	0.0	0.0	0.0	0.0	0.0	41.0	1.0	4.0	0.0	0.0	2.0	0.0	0.8	48.8
#### - ####	5.0	0.0	0.0	0.0	0.0	0.0	0.0	0.0	5.0	0.0	0.0	0.0	0.0	0.0	0.0	0.0	0.0	0.0	29.0	2.0	11.0	0.0	0.0	0.0	0.0	2.2	44.2
#### - ####	6.0	1.0	1.0	0.0	0.0	2.0	0.4	0.0	10.4	0.0	0.0	0.0	0.0	0.0	0.0	0.0	0.0	0.0	40.0	4.0	3.0	0.0	0.0	0.0	0.0	0.6	47.6
#### - ####	8.0	1.0	0.0	0.0	0.0	0.0	0.0	0.0	9.0	0.0	0.0	0.0	0.0	0.0	0.0	0.0	0.0	0.0	36.0	3.0	1.0	0.0	0.0	0.0	0.8	0.2	41.0
#### - ####	5.0	0.0	1.0	1.5	0.0	2.0	0.0	0.0	9.5	0.0	0.0	0.0	0.0	0.0	0.0	0.0	0.0	0.0	34.0	3.0	4.0	3.0	0.0	0.0	0.0	0.8	44.8
#### - ####	7.0	0.0	0.0	0.0	0.0	0.0	0.4	0.2	7.6	0.0	0.0	0.0	0.0	0.0	0.0	0.0	0.0	0.0	59.0	5.0	3.0	3.0	0.0	0.0	0.0	0.6	70.6
#### - ####	9.0	0.0	0.0	0.0	0.0	0.0	0.0	0.0	9.0	0.0	0.0	0.0	0.0	0.0	0.0	0.0	0.0	0.0	49.0	5.0	2.0	3.0	2.3	0.0	0.0	0.4	61.7
#### - ####	3.0	0.0	1.0	1.5	0.0	2.0	0.0	0.0	7.5	0.0	0.0	0.0	0.0	0.0	0.0	0.0	0.0	0.0	50.0	6.0	2.0	0.0	0.0	0.0	0.0	0.4	58.4
#### - ####	4.0	2.0	0.0	0.0	0.0	0.0	0.0	0.2	6.2	0.0	0.0	0.0	0.0	0.0	0.0	0.0	0.0	0.0	36.0	1.0	22.0	0.0	0.0	0.0	0.0	4.4	63.4
#### - ####	10.0	1.0	1.0	0.0	0.0	2.0	0.0	0.0	14.0	0.0	0.0	0.0	0.0	0.0	0.0	0.0	0.0	0.0	27.0	3.0	2.0	0.0	0.0	0.0	0.0	0.4	32.4
#### - ####	5.0	0.0	0.0	0.0	0.0	0.0	0.0	0.0	5.0	0.0	0.0	0.0	0.0	0.0	0.0	0.0	0.0	0.0	54.0	3.0	1.0	0.0	0.0	0.0	0.0	0.2	58.2
#### - ####	5.0	0.0	1.0	0.0	0.0	2.0	0.0	0.0	8.0	0.0	0.0	0.0	0.0	0.0	0.0	0.0	0.0	0.0	22.0	2.0	0.0	1.5	0.0	0.0	0.0	0.0	25.5
#### - ####	9.0	0.0	0.0	0.0	0.0	0.0	0.0	0.0	9.0	0.0	0.0	0.0	0.0	0.0	0.0	0.0	0.0	0.0	46.0	4.0	1.0	1.5	0.0	0.0	0.0	0.2	52.7
#### - ####	2.0	3.0	0.0	0.0	0.0	0.0	0.0	0.0	5.0	0.0	0.0	0.0	0.0	0.0	0.0	0.0	0.0	0.0	46.0	2.0	2.0	0.0	0.0	0.0	0.0	0.4	50.4
#### - ####	10.0	0.0	1.0	0.0	0.0	2.0	0.0	0.0	13.0	0.0	0.0	0.0	0.0	0.0	0.0	0.0	0.0	0.0	38.0	6.0	1.0	0.0	0.0	0.0	0.0	0.2	45.2
#### - ####	6.0	4.0	0.0	0.0	0.0	0.0	0.0	0.0	10.0	0.0	0.0	0.0	0.0	0.0	0.0	0.0	0.0	0.0	36.0	8.0	5.0	1.5	0.0	0.0	0.4	1.0	51.9
#### - ####	8.0	0.0	1.0	0.0	0.0	2.0	0.0	0.0	11.0	0.0	0.0	0.0	0.0	0.0	0.0	0.0	0.0	0.0	38.0	2.0	0.0	0.0	0.0	0.0	0.0	0.0	40.0
#### - ####	5.0	0.0	0.0	1.5	0.0	0.0	0.0	0.0	6.5	0.0	0.0	0.0	0.0	0.0	0.0	0.0	0.0	0.0	36.0	3.0	2.0	1.5	0.0	0.0	0.8	0.4	43.7
#### - ####	8.0	0.0	1.0	0.0	0.0	2.0	0.0	0.0	11.0	0.0	0.0	0.0	0.0	0.0	0.0	0.0	0.0	0.0	34.0	4.0	10.0	1.5	0.0	0.0	0.0	2.0	51.5
#### - ####	10.0	0.0	0.0	0.0	0.0	0.0	0.0	0.4	10.4	0.0	0.0	0.0	0.0	0.0	0.0	0.0	0.0	0.0	40.0	3.0	0.0	0.0	0.0	0.0	0.0	0.0	43.0
#### - ####	3.0	1.0	1.0	0.0	0.0	2.0	0.0	0.0	7.0	1.0	0.0	0.0	0.0	0.0	0.0	0.0	0.0	1.0	25.0	1.0	0.0	3.0	0.0	0.0	0.4	0.0	29.4
#### - ####	4.0	3.0	1.0	0.0	0.0	2.0	0.0	0.2	10.2	0.0	0.0	0.0	0.0	0.0	0.0	0.0	0.0	0.0	42.0	6.0	2.0	1.5	0.0	0.0	0.0	0.4	51.9
#### - ####	4.0	0.0	0.0	0.0	0.0	0.0	0.0	0.0	4.0	0.0	0.0	0.0	0.0	0.0	0.0	0.0	0.0	0.0	55.0	4.0	1.0	0.0	0.0	0.0	0.0	0.2	60.2
#### - ####	4.0	0.0	1.0	0.0	0.0	2.0	0.0	0.0	7.0	0.0	0.0	0.0	0.0	0.0	0.0	0.0	0.0	0.0	37.0	1.0	1.0	0.0	0.0	4.0	0.0	0.2	43.2
#### - ####	11.0	0.0	0.0	0.0	0.0	0.0	0.0	0.0	11.0	0.0	0.0	0.0	0.0	0.0	0.0	0.0	0.0	0.0	47.0	3.0	1.0	0.0	0.0	2.0	0.0	0.2	53.2
#### - ####	9.0	0.0	1.0	0.0	0.0	2.0	0.0	0.0	12.0	0.0	0.0	0.0	0.0	0.0	0.0	0.0	0.0	0.0	58.0	3.0	1.0	0.0	0.0	0.0	0.0	0.2	62.2
#### - ####	10.0	0.0	0.0	0.0	0.0	0.0	0.0	0.2	10.2	0.0	0.0	0.0	0.0	0.0	0.0	0.0	0.0	0.0	53.0	2.0	0.0	0.0	0.0	2.0	0.0	0.0	57.0
#### - ####	7.0	1.0	0.0	0.0	0.0	0.0	0.0	0.0	8.0	0.0	0.0	0.0	0.0	0.0	0.0	0.0	0.0	0.0	48.0	9.0	2.0	0.0	0.0	0.0	0.4	0.4	59.8
#### - ####	9.0	0.0	1.0	0.0	0.0	2.0	0.4	0.0	12.4	0.0	0.0	0.0	0.0	0.0	0.0	0.0	0.0	0.0	51.0	6.0	0.0	1.5	0.0	0.0	0.0	0.0	58.5
#### - ####	4.0	1.0	0.0	0.0	0.0	0.0	0.0	0.0	5.0	1.0	0.0	0.0	0.0	0.0	0.0	0.0	0.0	1.0	77.0	5.0	3.0	1.5	0.0	0.0	0.0	0.6	87.1
#### - ####	11.0	1.0	1.0	0.0	0.0	2.0	0.0	0.0	15.0	0.0	0.0	0.0	0.0	0.0	0.0	0.0	0.0	0.0	62.0	5.0	1.0	0.0	0.0	0.0	0.0	0.2	68.2
#### - ####	5.0	0.0	0.0	0.0	0.0	0.0	0.0	0.0	5.0	0.0	0.0	0.0	0.0	0.0	0.0	0.0	0.0	0.0	50.0	4.0	4.0	1.5	0.0	0.0	1.6	0.8	61.9
#### - ####	7.0	0.0	0.0	0.0	0.0	0.0	0.0	0.0	7.0	0.0	0.0	0.0	0.0	0.0	0.0	0.0	0.0	0.0	69.0	7.0	4.0	0.0	0.0	2.0	0.4	0.8	83.2
#### - ####	3.0	1.0	1.0	0.0	0.0	2.0	0.0	0.0	7.0	0.0	0.0	0.0	0.0	0.0	0.0	0.0	0.0	0.0	63.0	5.0	3.0	0.0	0.0	0.0	0.4	0.6	72.0
#### - ####	5.0	1.0	0.0	0.0	0.0	0.0	0.0	0.0	6.0	0.0	0.0	0.0	0.0	0.0	0.0	0.0	0.0	0.0	78.0	1.0	1.0	0.0	0.0	0.0	0.0	0.2	80.2
#### - ####	7.0	0.0	0.0	0.0	0.0	0.0	0.0	0.0	7.0	0.0	0.0	0.0	0.0	0.0	0.0	0.0	0.0	0.0	70.0	4.0	6.0	0.0	0.0	0.0	0.0	1.2	81.2
#### - ####	2.0	0.0	1.0	0.0	0.0	2.0	0.0	0.0	5.0	0.0	0.0	0.0	0.0	0.0	0.0	0.0	0.0	0.0	71.0	2.0	6.0	0.0	0.0	0.0	0.4	1.2	80.6
#### - ####	3.0	0.0	0.0	0.0	0.0	0.0	0.0	0.0	3.0	0.0	0.0	0.0	0.0	0.0	0.0	0.0	0.0	0.0	56.0	1.0	5.0	0.0	0.0	0.0	0.8	1.0	63.8
#### - ####	0.0	0.0	0.0	0.0	0.0	0.0	0.0	0.0	0.0	1.0	0.0	0.0	0.0	0.0	0.0	0.0	0.0	1.0	31.0	1.0	3.0	0.0	0.0	0.0	0.4	0.6	36.0
#### - ####	7.0	1.0	1.0	0.0	0.0	2.0	0.0	0.0	11.0	0.0	0.0	0.0	0.0	0.0	0.0	0.0	0.0	0.0	36.0	1.0	3.0	0.0	0.0	0.0	0.0	0.6	40.6
07:00 - 08:00	110.0	1.0	2.0	1.5	0.0	4.0	1.2	0.6	120.3	0.0	0.0	0.0	0.0	0.0	0.0	0.0	0.0	0.0	370.0	14.0	6.0	4.5	0.0	4.0	0.4	1.2	400.1
07:15 - 08:15	145.0	3.0	1.0	4.5	0.0	2.0	1.2	0.6	157.3	0.0	0.0	0.0	0.0	0.0	0.0	0.0	0.0	0.0	435.0	13.0	3.0	4.5	0.0	10.0	0.8	0.6	466.9
07:30 - 08:30	162.0	2.0	1.0	3.0	0.0	2.0	0.8	1.0	171.8	0.0	0.0	0.0	0.0	0.0	0.0	0.0	0.0	0.0	459.0	15.0	3.0	3.0	0.0	10.0	0.4	0.6	491.0
07:45 - 08:45	154.0	4.0	1.0	3.0	0.0	2.0	0.4	1.2	165.6	0.0	0.0	0.0	0.0	0.0	0.0	0.0	0.0	0.0	431.0	17.0	5.0	0.0	0.0	10.0	0.4	1.0	464.4
08:00 - 09:00	127.0	6.0	2.0	3.0	0.0	4.0	0.4	1.2	143.6	0.0	0.0	0.0	0.0	0.0	0.0	0.0	0.0	0.0	368.0	20.0	6.0	0.0	0.0	6.0	0.4	1.2	401.6
08:15 - 09:15	82.0	5.0	2.0	0.0	0.0	4.0	0.4	1.4	94.8	0.0	0.0	0.0	0.0	0.0	0.0	0.0	0.0	0.0	286.0	20.0	9.0	0.0	0.0	2.0	0.0	1.8	318.8
08:30 - 09:30	45.0	5.0	1.0	0.0	0.0	2.0	0.4	0.8	54.2	0.0	0.0	0.0	0.0	0.0	0.0	0.0	0.0	0.0	212.0	15.0	20.0	0.0	0.0	2.0	0.0	4.0	253.0
08:45 - 09:45	30.0	4.0	2.0	0.0	0.0	4.0	0.8	0.2	41.0	0.0	0.0	0.0	0.0	0.0	0.0	0.0	0.0	0.0	178.0	13.0	21.0	0.0	0.0	2.0	0.0	4.2	218.2
09:00 - 10:00	26.0	3.0	1.0	0.0	0.0	2.0	0.8	0.2	33.0	0.0	0.0	0.0	0.0	0.0	0.0	0.0	0.0	0.0	146.0	10.0	19.0	0.0	0.0	2.0	0.8	3.8	181.6
09:15 - 10:15	24.0	2.0	2.0	1.5	0.0	4.0	0.4	0.0	33.9	0.0	0.0	0.0	0.0	0.0	0.0	0.0	0.0	0.0	139.0	12.0	19.0	3.0	0.0	0.0	0.8	3.8	177.6
09:30 - 10:30	26.0	2.0	2.0	1.5	0.0	4.0	0.8	0.2	36.5	0.0	0.0	0.0	0.0	0.0	0.0	0.0	0.0	0.0	169.0	15.0	11.0	6.0	0.0	0.0	0.8	2.2	204.0
09:45 - 10:45	29.0	1.0	1.0	1.5	0.0	2.0	0.4	0.2	35.1	0.0	0.0	0.0	0.0	0.0	0.0	0.0	0.0	0.0	178.0	16.0	10.0	9.0	2.3	0.0	0.8	2.0	218.1
10:00 - 11:00	24.0	0.0	2.0	3.0	0.0	4.0	0.4	0.2	33.6	0.0	0.0	0.0	0.0	0.0	0.0	0.0	0.0	0.0	192.0	19.0	11.0	9.0	2.3	0.0	0.0	2.2	235.5
10:15 - 11:15	23.0	2.0	1.0	1.5	0.0	2.0	0.4	0.4	30.3	0.0	0.0	0.0	0.0	0.0	0.0	0.0	0.0	0.0	194.0	17.0	29.0	6.0	2.3	0.0	0.0	5.8	254.1
10:30 - 11:30	26.0	3.0	2.0	1.5	0.0	4.0	0.0	0.2	36.7	0.0	0.0	0.0	0.0	0.0	0.0	0.0	0.0	0.0	162.0	15.0	28.0	3.0	2.3	0.0	0.0	5.6	215.9
10:45 - 11:45	22.0	3.0	2.0	1.5	0.0	4.0	0.0	0.2	32.7	0.0	0.0	0.0	0.0	0.0	0.0	0.0	0.0	0.0	167.0	13.0	27.0	0.0	0.0	0.0	0.0	5.4	212.4
11:00 - 12:00	24.0	3.0	2.0	0.0	0.0	4.0	0.0	0.2	33.2	0.0	0.0	0.0	0.0	0.0	0.0	0.0	0.0	0.0	139.0	9.0	25.0	1.5	0.0	0.0	0.0	5.0	179.5
11:15 - 12:15	29.0	1.0	2.0	0.0	0.0	4.0	0.0	0.0	36.0	0.0	0.0	0.0	0.0	0.0	0.0	0.0	0.0	0.0	149.0	12.0	4.0	3.0	0.0	0.0	0.0	0.8	168.8
11:30 - 12:30	21.0	3.0	1.0	0.0	0.0	2.0	0.0	0.0	27.0	0.0	0.0	0.0	0.0	0.0	0.0	0.0	0.0	0.0	168.0	11.0	4.0	3.0	0.0	0.0	0.0	0.8	186.8
11:45 - 12:45	26.0	3.0	2.0	0.0	0.0	4.0	0.0	0.0	35.0	0.0	0.0	0.0	0.0	0.0	0.0	0.0	0.0	0.0	152.0	14.0	4.0	3.0	0.0	0.0	0.0	0.8	173.8
12:00 - 13:00	27.0	7.0	1.0	0.0	0.0	2.0	0.0	0.0	37.0	0.0	0.0	0.0	0.0	0.0	0.0	0.0	0.0	0.0	166.0	20.0	9.0	3.0	0.0	0.0	0.4	1.8	200.2
12:15 - 13:15	26.0	7.0	2.0	0.0	0.0	4.0	0.0	0.0	39.0	0.0	0.0	0.0	0.0	0.0	0.0	0.0	0.0	0.0	158.0	18.0	8.0	1.5	0.0	0.0	0.4	1.6	187.5
12:30 - 13:30	29.0	4.0	2.0	1.5	0.0	4.0	0.0	0.0	40.5	0.0	0.0	0.0	0.0	0.0	0.0	0.0	0.0	0.0	148.0	19.0	8.0	3.0	0.0	0.0	1.2	1.6	180.8
12:45 - 13:45	27.0	4.0	2.0	1.5	0.0	4.0	0.0	0.0	38.5	0.0	0.0	0.0	0.0	0.0	0.0	0.0	0.0	0.0	144.0	17.0	17.0	4.5	0.0	0.0	1.2	3.4	187.1
13:00 - 14:00	31.0	0.0	2.0	1.5	0.0	4.0	0.0	0.4	38.9	0.0	0.0	0.0	0.0	0.0	0.0	0.0	0.0	0.0	148.0	12.0	12.0	3.0	0.0	0.0	0.8	2.4	178.2
13:15 - 14:15	26.0	1.0	2.0	1.5	0.0	4.0	0.0	0.4	34.9	1.0	0.0	0.0	0.0	0.0	0.0	0.0	0.0	1.0	135.0	11.0	12.0	6.0	0.0	0.0	1.2	2.4	167.6
13:30 - 14:30	25.0	4.0	3.0	0.0	0.0	6.0	0.0	0.6	38.6	1.0	0.0	0.0	0.0	0.0	0.0	0.0	0.0	1.0	141.0	14.0	12.0	6.0	0.0	0.0	0.4	2.4	175.8
13:45 - 14:45	21.0	4.0	2.0	0.0	0.0	4.0	0.0	0.6	31.6	1.0	0.0	0.0	0.0	0.0	0.0	0.0	0.0	1.0	162.0	14.0	3.0	4.5	0.0	0.0	0.4	0.6	184.5
14:00 - 15:00	15.0	4.0	3.0	0.0	0.0	6.0	0.0	0.2	28.2	1.0	0.0	0.0	0.0	0.0	0.0	0.0	0.0	1.0	159.0	12.0	4.0	4.5	0.0	4.0	0.4	0.8	184.7
14:15 - 15:15	23.0	3.0	2.0	0.0	0.0	4.0	0.0	0.2	32.2	0.0	0.0	0.0	0.0	0.0	0.0	0.0	0.0	0.0	181.0	14.0	5.0	1.5	0.0	6.0	0.0	1.0	208.5
14:30 - 15:30	28.0	0.0	2.0	0.0	0.0	4.0	0.0	0.0	34.0	0.0	0.0	0.0	0.0	0.0	0.0	0.0	0.0	0.0	197.0	11.0	4.0	0.0	0.0	6.0	0.0	0.8	218.8
14:45 - 15:45	34.0	0.0	2.0	0.0	0.0	4.0	0.0	0.2	40.2	0.0	0.0	0.0	0.0	0.0	0.0	0.0	0.0	0.0	195.0	9.0	3.0	0.0	0.0	8.0	0.0	0.6	215.6
15:00 - 16:00	37.0	1.0	1.0	0.0	0.0	2.0	0.0	0.2	41.2	0.0	0.0	0.0	0.0	0.0	0.0	0.0	0.0	0.0	206.0	17.0	4.0	0.0	0.0	4.0	0.4	0.8	232.2
15:15 - 16:15	35.0	1.0	2.0	0.0	0.0	4.0	0.4	0.2	42.6	0.0	0.0	0.0	0.0	0.0	0.0	0.0	0.0	0.0	210.0	20.0	3.0	1.5	0.0	2.0	0.4	0.6	237.5
15:30 - 16:30	30.0	2.0	1.0	0.0	0.0	2.0	0.4	0.2	35.6	1.0	0.0	0.0	0.0	0.0	0.0	0.0	0.0	1.0	229.0	22.0	5.0	3.0	0.0	2.0	0.4	1.0	262.4
15:45 - 16:45	31.0	3.0	2.0	0.0	0.0	4.0	0.4	0.0	40.4	1.0	0.0	0.0	0.0	0.0	0.0	0.0	0.0	1.0	238.0	25.0	6.0	3.0	0.0	0.0	0.4	1.2	273.6
16:00 - 17:00	29.0	2.0	2.0	0.0	0.0	4.0	0.4	0.0	37.4	1.0	0.0	0.0	0.0	0.0	0.0	0.0	0.0	1.0	240.0	20.0	8.0	4.5	0.0	0.0	1.6	1.6	275.7
16:15 - 17:15	27.0	2.0	1.0	0.0	0.0	2.0	0.0	0.0	32.0	1.0	0.0	0.0	0.0	0.0	0.0	0.0	0.0	1.0	258.0	21.0	12.0	3.0	0.0	2.0	2.0	2.4	300.4
16:30 - 17:30	26.0	2.0	2.0	0.0	0.0	4.0	0.0	0.0	34.0	0.0	0.0	0.0	0.0	0.0	0.0	0.0	0.0	0.0	244.0	21.0	12.0	1.5	0.0	2.0	2.4	2.4	285.3
16:45 - 17:45	20.0	2.0	1.0	0.0	0.0	2.0	0.0	0.0	25.0	0.0	0.0	0.0	0.0	0.0	0.0	0.0	0.0	0.0	260.0	17.0	12.0	1.5	0.0	2.0	2.4	2.4	297.3
17:00 - 18:00	22.0	2.0	1.0	0.0	0.0	2.0	0.0	0.0	27.0	0.0	0.0	0.0	0.0	0.0	0.0	0.0	0.0	0.0	280.0	17.0	14.0	0.0	0.0	2.0	0.8	2.8	316.6
17:15 - 18:15	17.0	2.0	2.0	0.0	0.0	4.0	0.0	0.0	25.0	0.0	0.0	0.0	0.0	0.0	0.0	0.0	0.0	0.0	282.0	12.0	16.0	0.0	0.0	0.0	0.8	3.2	314.0
17:30 - 18:30	17.0	1.0	1.0	0.0	0.0	2.0	0.0	0.0	21.0	0.0	0.0	0.0	0.0	0.0	0.0	0.0	0.0	0.0	275.0	8.0	18.0	0.0	0.0	0.0	1.2	3.6	305.8
17:45 - 18:45	12.0	0.0	1.0	0.0	0.0	2.0	0.0	0.0	15.0	1.0	0.0	0.0	0.0	0.0	0.0	0.0	0.0	1.0	228.0	8.0	20.0	0.0	0.0	0.0	1.6	4.0	261.6
18:00 - 19:00	12.0	1.0	2.0	0.0	0.0	4.0	0.0	0.0	19.0	1.0	0.0	0.0	0.0	0.0	0.0	0.0	0.0	1.0	194.0	5.0	17.0	0.0	0.0	0.0	1.6	3.4	221.0
07:45 - 08:45	####	4.0	1.0	3.0	0.0	2.0	0.4	1.2	####	0.0	0.0	0.0	0.0	0.0	0.0	0.0	0.0	0.0	####	17.0	5.0	0.0	0.0	10.0	0.4	1.0	####
15:45 - 16:45	31.0	3.0	2.0	0.0	0.0	4.0	0.4	0.0	40.4	1.0	0.0	0.0	0.0	0.0	0.0	0.0	0.0	1.0	####	25.0	6.0	3.0	0.0	0.0	0.4	1.2	####
16:15 - 17:15	27.0	2.0	1.0	0.0	0.0	2.0	0.0	0.0	32.0	1.0	0.0	0.0	0.0	0.0	0.0	0.0	0.0	1.0	####	21.0	12.0	3.0	0.0	2.0	2.0	2.4	####

Times	C to A									C to B									C to C								
	Cars	LGV	Amb	OGV1	OGV2	PSV	M/B	Cyc	Total	Cars	LGV	Amb	OGV1	OGV2	PSV	M/B	Cyc	Total	Cars	LGV	Amb	OGV1	OGV2	PSV	M/B	Cyc	Total
#### - ####	3.0	0.0	32.0	0.0	0.0	0.0	0.0	0.0	35.0	32.0	1.0	0.0	1.5	0.0	2.0	0.0	1.0	37.5	0.0	0.0	0.0	0.0	0.0	0.0	0.0	0.0	0.0
#### - ####	3.0	0.0	44.0	0.0	0.0	0.0	0.4	0.2	47.6	44.0	4.0	0.0	1.5	0.0	6.0	0.0	0.2	55.7	0.0	0.0	0.0	0.0	0.0	0.0	0.0	0.0	0.0
#### - ####	5.0	0.0	55.0	0.0	0.0	0.0	0.4	0.0	60.4	55.0	7.0	0.0	4.5	0.0	2.0	0.0	1.0	69.5	0.0	0.0	0.0	0.0	0.0	0.0	0.0	0.0	0.0
#### - ####	5.0	0.0	96.0	0.0	0.0	0.0	0.0	0.0	101.0	96.0	8.0	0.0	1.5	0.0	4.0	0.0	1.0	110.5	0.0	0.0	0.0	0.0	0.0	0.0	0.0	0.0	0.0
#### - ####	8.0	0.0	107.0	0.0	0.0	0.0	0.0	0.2	115.2	107.0	3.0	0.0	0.0	2.3	0.0	0.0	0.8	113.1	0.0	0.0	0.0	0.0	0.0	0.0	0.0	0.0	0.0
#### - ####	6.0	1.0	130.0	0.0	0.0	0.0	0.0	0.0	137.0	130.0	6.0	0.0	0.0	0.0	4.0	0.4	0.6	141.0	0.0	0.0	0.0	0.0	0.0	0.0	0.0	0.0	0.0
#### - ####	5.0	0.0	110.0	0.0	0.0	0.0	0.0	0.6	115.6	110.0	7.0	0.0	0.0	0.0	4.0	0.4	0.6	122.0	0.0	0.0	0.0	0.0	0.0	0.0	0.0	0.0	0.0
#### - ####	0.0	2.0	80.0	0.0	0.0	0.0	0.0	0.0	82.0	80.0	5.0	0.0	0.0	0.0	2.0	0.4	0.2	87.6	0.0	0.0	0.0	0.0	0.0	0.0	0.0	0.0	0.0
#### - ####	2.0	1.0	39.0	0.0	0.0	0.0	0.0	0.0	42.0	39.0	8.0	0.0	0.0	2.3	2.0	0.0	0.4	51.7	0.0	0.0	0.0	0.0	0.0	0.0	0.0	0.0	0.0
#### - ####	4.0	0.0	44.0	0.0	0.0	0.0	0.0	0.0	48.0	44.0	3.0	0.0	0.0	0.0	6.0	0.0	0.0	53.0	0.0	0.0	0.0	0.0	0.0	0.0	0.0	0.0	0.0
#### - ####	3.0	0.0	48.0	0.0	0.0	0.0	0.0	0.0	51.0	48.0	0.0	0.0	0.0	0.0	2.0	0.0	0.8	50.8	0.0	0.0	0.0	0.0	0.0	0.0	0.0	0.0	0.0
#### - ####	5.0	0.0	46.0	0.0	0.0	0.0	0.0	0.0	51.0	46.0	4.0	0.0	0.0	0.0	2.0	0.4	0.2	52.6	0.0	0.0	0.0	0.0	0.0	0.0	0.0	0.0	0.0
#### - ####	4.0	0.0	30.0	0.0	0.0	0.0	0.0	0.0	34.0	30.0	6.0	0.0	1.5	0.0	0.0	0.4	0.4	38.3	0.0	0.0	0.0	0.0	0.0	0.0	0.0	0.0	0.0
#### - ####	1.0	0.0	38.0	0.0	0.0	0.0	0.0	0.0	39.0	38.0	5.0	0.0	0.0	0.0	4.0	0.0	0.0	47.0	0.0	0.0	0.0	0.0	0.0	0.0	0.0	0.0	0.0
#### - ####	2.0	0.0	37.0	0.0	0.0	0.0	0.0	0.0	39.0	37.0	4.0	0.0	1.5	2.3	2.0	0.4	0.2	47.4	0.0	0.0	0.0	0.0	0.0	0.0	0.0	0.0	0.0
#### - ####	1.0	0.0	41.0	1.5	0.0	0.0	0.0	0.0	43.5	41.0	4.0	0.0	1.5	0.0	2.0	0.0	0.0	48.5	0.0	0.0	0.0	0.0	0.0	0.0	0.0	0.0	0.0
#### - ####	3.0	0.0	41.0	0.0	0.0	0.0	0.0	0.0	44.0	41.0	6.0	0.0	1.5	0.0	2.0	0.0	0.8	51.3	0.0	0.0	0.0	0.0	0.0	0.0	0.0	0.0	0.0
#### - ####	2.0	0.0	26.0	0.0	0.0	0.0	0.0	0.0	28.0	26.0	5.0	0.0	1.5	0.0	2.0	0.0	0.0	34.5	0.0	0.0	0.0	0.0	0.0	0.0	0.0	0.0	0.0
#### - ####	2.0	1.0	39.0	0.0	0.0	0.0	0.0	0.0	42.0	39.0	4.0	0.0	0.0	0.0	2.0	0.4	0.2	45.6	0.0	0.0	0.0	0.0	0.0	0.0	0.0	0.0	0.0
#### - ####	2.0	1.0	34.0	0.0	0.0	0.0	0.0	0.0	37.0	34.0	3.0	0.0	1.5	2.3	2.0	0.0	0.4	43.2	0.0	0.0	0.0	0.0	0.0	0.0	0.0	0.0	0.0
#### - ####	0.0	0.0	30.0	0.0	0.0	0.0	0.0	0.0	30.0	30.0	3.0	0.0	0.0	0.0	2.0	0.0	0.2	35.2	0.0	0.0	0.0	0.0	0.0	0.0	0.0	0.0	0.0
#### - ####	6.0	1.0	42.0	0.0	0.0	0.0	0.0	0.0	49.0	42.0	1.0	0.0	0.0	0.0	2.0	0.4	1.2	46.6	0.0	0.0	0.0	0.0	0.0	0.0	0.0	0.0	0.0
#### - ####	2.0	0.0	40.0	0.0	0.0	0.0	0.0	0.0	42.0	40.0	2.0	0.0	0.0	0.0	2.0	0.0	0.2	44.2	0.0	0.0	0.0	0.0	0.0	0.0	0.0	0.0	0.0
#### - ####	0.0	0.0	37.0	0.0	0.0	0.0	0.0	0.0	37.0	37.0	3.0	0.0	0.0	0.0	2.0	0.4	0.6	43.0	0.0	0.0	0.0	0.0	0.0	0.0	0.0	0.0	0.0
#### - ####	1.0	0.0	35.0	0.0	0.0	0.0	0.0	0.0	36.0	35.0	6.0	0.0	1.5	0.0	2.0	0.0	0.4	44.9	0.0	0.0	0.0	0.0	0.0	0.0	0.0	0.0	0.0
#### - ####	9.0	1.0	37.0	0.0	0.0	0.0	0.0	0.0	47.0	37.0	4.0	0.0	0.0	0.0	2.0	0.0	1.6	44.6	0.0	0.0	0.0	0.0	0.0	0.0	0.0	0.0	0.0
#### - ####	0.0	0.0	34.0	0.0	0.0	0.0	0.0	0.0	34.0	34.0	3.0	0.0	0.0	0.0	2.0	0.4	1.2	40.6	0.0	0.0	0.0	0.0	0.0	0.0	0.0	0.0	0.0
#### - ####	5.0	0.0	44.0	0.0	0.0	0.0	0.0	0.0	49.0	44.0	4.0	0.0	0.0	0.0	2.0	0.0	1.0	51.0	0.0	0.0	0.0	0.0	0.0	0.0	0.0	0.0	0.0
#### - ####	1.0	0.0	40.0	0.0	0.0	0.0	0.0	0.0	41.0	40.0	3.0	0.0	0.0	2.3	2.0	0.0	0.6	47.9	0.0	0.0	0.0	0.0	0.0	0.0	0.0	0.0	0.0
#### - ####	1.0	0.0	33.0	1.5	0.0	0.0	0.0	0.0	35.5	33.0	3.0	0.0	0.0	0.0	2.0	0.0	0.0	38.0	0.0	0.0	0.0	0.0	0.0	0.0	0.0	0.0	0.0
#### - ####	3.0	0.0	41.0	0.0	0.0	0.0	0.0	0.0	44.0	41.0	4.0	0.0	0.0	0.0	4.0	0.4	1.0	50.4	0.0	0.0	0.0	0.0	0.0	0.0	0.0	0.0	0.0
#### - ####	8.0	0.0	48.0	0.0	0.0	0.0	0.0	0.0	56.0	48.0	3.0	0.0	1.5	0.0	2.0	0.0	0.2	54.7	0.0	0.0	0.0	0.0	0.0	0.0	0.0	0.0	0.0
#### - ####	4.0	0.0	59.0	0.0	0.0	0.0	0.0	0.0	63.0	59.0	3.0	0.0	0.0	0.0	4.0	0.4	0.4	66.8	0.0	0.0	0.0	0.0	0.0	0.0	0.0	0.0	0.0
#### - ####	2.0	0.0	43.0	0.0	0.0	0.0	0.0	0.0	45.0	43.0	4.0	0.0	0.0	0.0	4.0	0.0	0.0	51.0	0.0	0.0	0.0	0.0	0.0	0.0	0.0	0.0	0.0
#### - ####	3.0	0.0	47.0	0.0	0.0	0.0	0.0	0.0	50.0	47.0	3.0	0.0	0.0	0.0	0.0	0.4	0.0	50.4	0.0	0.0	0.0	0.0	0.0	0.0	0.0	0.0	0.0
#### - ####	1.0	0.0	54.0	0.0	0.0	0.0	0.0	0.0	55.0	54.0	7.0	0.0	0.0	0.0	2.0	0.4	0.2	63.6	0.0	0.0	0.0	0.0	0.0	0.0	0.0	0.0	0.0
#### - ####	1.0	0.0	68.0	0.0	0.0	0.0	0.0	0.0	69.0	68.0	8.0	0.0	0.0	0.0	2.0	0.0	1.2	79.2	0.0	0.0	0.0	0.0	0.0	0.0	0.0	0.0	0.0
#### - ####	2.0	0.0	105.0	0.0	0.0	0.0	0.0	0.0	107.0	105.0	5.0	0.0	0.0	0.0	4.0	0.0	0.6	114.6	0.0	0.0	0.0	0.0	0.0	0.0	0.0	0.0	0.0
#### - ####	3.0	0.0	80.0	0.0	0.0	0.0	0.0	0.0	83.0	80.0	5.0	0.0	0.0	0.0	0.0	0.0	0.2	85.2	0.0	0.0	0.0	0.0	0.0	0.0	0.0	0.0	0.0
#### - ####	4.0	0.0	90.0	0.0	0.0	0.0	0.0	0.0	94.0	90.0	7.0	0.0	1.5	0.0	2.0	0.0	0.0	100.5	0.0	0.0	0.0	0.0	0.0	0.0	0.0	0.0	0.0
#### - ####	2.0	0.0	92.0	0.0	0.0	0.0	0.0	0.0	94.0	92.0	3.0	0.0	1.5	0.0	2.0	0.4	0.2	99.1	0.0	0.0	0.0	0.0	0.0	0.0	0.0	0.0	0.0
#### - ####	0.0	1.0	85.0	0.0	0.0	0.0	0.0	0.0	86.0	85.0	5.0	0.0	0.0	0.0	4.0	0.4	0.4	94.8	0.0	0.0	0.0	0.0	0.0	0.0	0.0	0.0	0.0
#### - ####	1.0	1.0	88.0	0.0	0.0	0.0	0.0	0.0	90.0	88.0	6.0	0.0	0.0	0.0	0.0	0.4	0.4	94.8	0.0	0.0	0.0	0.0	0.0	0.0	0.0	0.0	0.0
#### - ####	2.0	0.0	103.0	0.0	0.0	0.0	0.0	0.0	105.0	103.0	4.0	0.0	0.0	0.0	4.0	0.4	1.0	112.4	0.0	0.0	0.0	0.0	0.0	0.0	0.0	0.0	0.0
#### - ####	1.0	0.0	102.0	0.0	0.0	0.0	0.0	0.0	103.0	102.0	3.0	0.0	0.0	0.0	4.0	0.8	0.2	110.0	0.0	0.0	0.0	0.0	0.0	0.0	0.0	0.0	0.0
#### - ####	1.0	0.0	72.0	0.0	0.0	0.0	0.0	0.0	73.0	72.0	1.0	0.0	0.0	0.0	2.0	0.4	1.0	76.4	0.0	0.0	0.0	0.0	0.0	0.0	0.0	0.0	0.0
#### - ####	1.0	0.0	56.0	0.0	0.0	0.0	0.0	0.0	57.0	56.0	2.0	0.0	0.0	0.0	2.0	0.4	0.0	60.4	0.0	0.0	0.0	0.0	0.0	0.0	0.0	0.0	0.0
#### - ####	0.0	0.0	49.0	0.0	0.0	0.0	0.0	0.0	49.0	49.0	2.0	0.0	0.0	0.0	2.0	0.8	0.0	53.8	0.0	0.0	0.0	0.0	0.0	0.0	0.0	0.0	0.0
07:00 - 08:00	16.0	0.0	227.0	0.0	0.0	0.0	0.8	0.2	244.0	227.0	20.0	0.0	9.0	0.0	14.0	0.0	3.2	273.2	0.0	0.0	0.0	0.0	0.0	0.0	0.0	0.0	0.0
07:15 - 08:15	21.0	0.0	302.0	0.0	0.0	0.0	0.8	0.4	324.2	302.0	22.0	0.0	7.5	2.3	12.0	0.0	3.0	348.8	0.0	0.0	0.0	0.0	0.0	0.0	0.0	0.0	0.0
07:30 - 08:30	24.0	1.0	388.0	0.0	0.0	0.0	0.4	0.2	413.6	388.0	24.0	0.0	6.0	2.3	10.0	0.4	3.4	434.1	0.0	0.0	0.0	0.0	0.0	0.0	0.0	0.0	0.0
07:45 - 08:45	24.0	1.0	443.0	0.0	0.0	0.0	0.0	0.8	468.8	443.0	24.0	0.0	1.5	2.3	12.0	0.8	3.0	486.6	0.0	0.0	0.0	0.0	0.0	0.0	0.0	0.0	0.0
08:00 - 09:00	19.0	3.0	427.0	0.0	0.0	0.0	0.0	0.8	449.8	427.0	21.0	0.0	0.0	2.3	10.0	1.2	2.2	463.7	0.0	0.0	0.0	0.0	0.0	0.0	0.0	0.0	0.0
08:15 - 09:15	13.0	4.0	359.0	0.0	0.0	0.0	0.0	0.6	376.6	359.0	26.0	0.0	0.0	2.3	12.0	1.2	1.8	402.3	0.0	0.0	0.0	0.0	0.0	0.0	0.0	0.0	0.0
08:30 - 09:30	11.0	3.0	273.0	0.0	0.0	0.0	0.0	0.6	287.6	273.0	23.0	0.0	0.0	2.3	14.0	0.8	1.2	314.3	0.0	0.0	0.0	0.0	0.0	0.0	0.0	0.0	0.0
08:45 - 09:45	9.0	3.0	211.0	0.0	0.0	0.0	0.0	0.0	223.0	211.0	16.0	0.0	0.0	2.3	12.0	0.4	1.4	243.1	0.0	0.0	0.0	0.0	0.0	0.0	0.0	0.0	0.0
09:00 - 10:00	14.0	1.0	177.0	0.0	0.0	0.0	0.0	0.0	192.0	177.0	15.0	0.0	0.0	2.3	12.0	0.4	1.4	208.1	0.0	0.0	0.0	0.0	0.0	0.0	0.0	0.0	0.0
09:15 - 10:15	16.0	0.0	168.0	0.0	0.0	0.0	0.0	0.0	184.0	168.0	13.0	0.0	1.5	0.0	10.0	0.8	1.4	194.7	0.0	0.0	0.0	0.0	0.0	0.0	0.0	0.0	0.0
09:30 - 10:30	13.0	0.0	162.0	0.0	0.0	0.0	0.0	0.0	175.0	162.0	15.0	0.0	1.5	0.0	8.0	0.8	1.4	188.7	0.0	0.0	0.0	0.0	0.0	0.0	0.0	0.0	0.0
09:45 - 10:45	12.0	0.0	151.0	0.0	0.0	0.0	0.0	0.0	163.0	151.0	19.0	0.0	3.0	2.3	8.0	1.2	0.8	185.3	0.0	0.0	0.0	0.0	0.0	0.0	0.0	0.0	0.0
10:00 - 11:00	8.0	0.0	146.0	1.5	0.0	0.0	0.0	0.0	155.5	146.0	19.0	0.0	4.5	2.3	8.0	0.8	0.6	181.2	0.0	0.0	0.0	0.0	0.0	0.0	0.0	0.0	0.0
10:15 - 11:15	7.0	0.0	157.0	1.5	0.0	0.0	0.0	0.0	165.5	157.0	19.0	0.0	4.5	2.3	10.0	0.4	1.0	194.2	0.0	0.0	0.0	0.0	0.0	0.0	0.0	0.0	0.0
10:30 - 11:30	8.0	0.0	145.0	1.5	0.0	0.0	0.0	0.0	154.5	145.0	19.0	0.0	6.0	2.3	8.0	0.4	1.0	181.7	0.0	0.0	0.0	0.0	0.0	0.0	0.0	0.0	0.0
10:45 - 11:45	8.0	1.0	147.0	1.5	0.0	0.0	0.0	0.0	157.5	147.0	19.0	0.0	4.5	0.0	8.0	0.4	1.0	179.9	0.0	0.0	0.0	0.0	0.0	0.0	0.0	0.0	0.0
11:00 - 12:00	9.0	2.0	140.0	0.0	0.0	0.0	0.0	0.0	151.0	140.0	18.0	0.0	4.5	2.3	8.0	0.4	1.4	174.6	0.0	0.0	0.0	0.0	0.0	0.0	0.0	0.0	0.0
11:15 - 12:15	6.0	2.0	129.0	0.0	0.0	0.0	0.0	0.0	137.0	129.0	15.0	0.0	3.0	2.3	8.0	0.4	0.8	158.5	0.0	0.0	0.0	0.0	0.0	0.0	0.0	0.0	0.0
11:30 - 12:30	10.0	3.0	145.0	0.0	0.0	0.0	0.0	0.0	158.0	145.0	11.0	0.0	1.5	2.3	8.0	0.8	2.0	170.6	0.0	0.0	0.0	0.0	0.0	0.0	0.0	0.0	0.0
11:45 - 12:45	10.0	2.0	146.0	0.0	0.0	0.0	0.0	0.0	158.0	146.0	9.0	0.0	1.5	2.3	8.0	0.4	2.0	169.2	0.0	0.0	0.0	0.0	0.0	0.0	0.0	0.0	0.0
12:00 - 13:00	8.0	1.0	149.0	0.0	0.0	0.0	0.0	0.0	158.0	149.0	9.0	0.0	0.0	0.0	8.0	0.8	2.2	169.0	0.0	0.0	0.0	0.0	0.0	0.0	0.0	0.0	0.0
12:15 - 13:15	9.0	1.0	154.0	0.0	0.0	0.0	0.0	0.0	164.0	154.0	12.0	0.0	1.5	0.0	8.0	0.8	2.4	178.7	0.0	0.0	0.0	0.0	0.0	0.0	0.0	0.0	0.0
12:30 - 13:30	12.0	1.0	149.0	0.0	0.0	0.0	0.0	0.0	162.0	149.0	15.0	0.0	1.5	0.0	8.0	0.4	2.8	176.7	0.0	0.0	0.0	0.0	0.0	0.0	0.0	0.0	0.0
12:45 - 13:45	10.0	1.0	143.0	0.0	0.0	0.0	0.0	0.0	154.0	143.0	16.0	0.0	1.5	0.0	8.0	0.8	3.8	173.1	0.0	0.0	0.0	0.0	0.0	0.0	0.0	0.0	0.0
13:00 - 14:00	15.0	1.0	150.0	0.0	0.0	0.0	0.0	0.0	166.0	150.0	17.0	0.0	1.5	0.0	8.0	0.4	4.2	181.1	0.0	0.0	0.0	0.0	0.0	0.0	0.0	0.0	0.0
13:15 - 14:15	15.0	1.0	155.0	0.0	0.0	0.0	0.0	0.0	171.0	155.0	14.0	0.0	0.0	2.3	8.0	0.4	4.4	184.1	0.0	0.0	0.0	0.0	0.0	0.0	0.0	0.0	0.0
13:30 - 14:30	7.0	0.0	151.0	1.5	0.0	0.0	0.0	0.0	159.5	151.0	13.0	0.0	0.0	2.3	8.0	0.4	2.8	177.5	0.0	0.0	0.0	0.0	0.0	0.0	0.0	0.0	0.0
13:45 - 14:45	10.0	0.0	158.0	1.5	0.0	0.0	0.0	0.0	169.5	158.0	14.0	0.0	0.0	2.3	10.0	0.4	2.6	187.3	0.0	0.0	0.0	0.0	0.0	0.0	0.0	0.0	0.0
14:00 - 15:00	13.0	0.0	162.0	1.5	0.0	0.0	0.0	0.0	176.5	162.0	13.0	0.0	1.5	2.3	10.0	0.4	1.8	191.0	0.0	0.0	0.0	0.0	0.0	0.0	0.0	0.0	0.0
14:15 - 15:15	16.0	0.0	181.0	1.5	0.0	0.0	0.0	0.0	198.5	181.0	13.0	0.0	1.5	0.0	12.0	0.8	1.6	209.9	0.0	0.0	0.0	0.0	0.0	0.0	0.0	0.0	0.0
14:30 - 15:30	17.0	0.0	191.0	0.0	0.0	0.0	0.0	0.0	208.0	191.0	14.0	0.0	1.5	0.0	14.0	0.8	1.6	222.9	0.0	0.0	0.0	0.0	0.0	0.0	0.0	0.0	0.0
14:45 - 15:45	17.0	0.0	197.0	0.0	0.0	0.0	0.0	0.0	214.0	197.0	13.0	0.0	1.5	0.0	10.0	0.8	0.6	222.9	0.0	0.0	0.0	0.0	0.0	0.0	0.0	0.0	0.0
15:00 - 16:00	10.0	0.0	203.0	0.0	0.0	0.0	0.0	0.0	213.0	203.0	17.0	0.0	0.0	0.0	10.0	1.2	0.6	231.8	0.0	0.0	0.0	0.0	0.0	0.0	0.0	0.0	0.0
15:15 - 16:15	7.0	0.0	212.0	0.0	0.0	0.0	0.0	0.0	219.0	212.0	22.0	0.0	0.0	0.0	8.0	0.8	1.4	244.2	0.0	0.0	0.0	0.0	0.0	0.0	0.0	0.0	0.0
15:30 - 16:30	7.0	0.0	274.0	0.0	0.0	0.0	0.0	0.0	281.0	274.0	23.0	0.0	0.0	0.0	8.0	0.8	2.0	307.8	0.0	0.0	0.0	0.0	0.0	0.0	0.0	0.0	0.0
15:45 - 16:45	7.0	0.0	307.0	0.0	0.0	0.0	0.0	0.0	314.0	307.0	25.0	0.0	0.0	0.0	8.0	0.4	2.2	342.6	0.0	0.0	0.0	0.0	0.0	0.0	0.0	0.0	0.0
16:00 - 17:00	10.0	0.0	343.0	0.0	0.0	0.0	0.0	0.0	353.0	343.0	25.0	0.0	1.5	0.0	8.0	0.0	2.0	379.5	0.0	0.0	0.0	0.0	0.0	0.0	0.0	0.0	0.0
16:15 - 17:15	11.0	0.0	367.0	0.0	0.0	0.0	0.0	0.0	378.0	367.0	20.0	0.0	3.0	0.0	8.0	0.4	1.0	399.4	0.0	0.0	0.0	0.0	0.0	0.0	0.0	0.0	0.0
16:30 - 17:30	9.0	1.0	347.0	0.0	0.0	0.0	0.0	0.0	357.0	347.0	20.0	0.0	3.0	0.0	8.0	0.8	0.8	379.6	0.0	0.0	0.0	0.0	0.0	0.0	0.0	0.0	0.0
16:45 - 17:45	7.0	2.0	355.0	0.0	0.0	0.0	0.0	0.0	364.0	355.0	21.0	0.0	3.0	0.0	8.0	1.2	1.0	389.2	0.0	0.0	0.0	0.0	0.0	0.0	0.0	0.0	0.0
17:00 - 18:00	5.0	2.0	368.0	0.0	0.0	0.0	0.0	0.0	375.0	368.0	18.0	0.0	1.5	0.0	10.0	1.6	2.0	401.1	0.0	0.0	0.0	0.0	0.0	0.0	0.0	0.0	0.0
17:15 - 18:15	4.0	2.0	378.0	0.0	0.0	0.0	0.0	0.0	384.0	378.0	18.0	0.0	0.0	0.0	12.0	2.0	2.0	412.0	0.0	0.0	0.0	0.0	0.0	0.0	0.0	0.0	0.0
17:30 - 18:30	5.0	1.0	365.0	0.0	0.0	0.0	0.0	0.0	371.0	365.0	14.0	0.0	0.0	0.0	10.0	2.0	2.6	393.6	0.0	0.0	0.0	0.0	0.0	0.0	0.0	0.0	0.0
17:45 - 18:45	5.0	0.0	333.0	0.0	0.0	0.0	0.0	0.0	338.0	333.0	10.0	0.0	0.0	0.0	12.0	2.0	2.2	359.2	0.0	0.0	0.0	0.0	0.0	0.0	0.0	0.0	0.0
18:00 - 19:00	3.0	0.0	279.0	0.0	0.0	0.0	0.0	0.0	282.0	279.0	8.0	0.0	0.0	0.0	10.0	2.4	1.2	300.6	0.0	0.0	0.0	0.0	0.0	0.0	0.0	0.0	0.0
07:45 - 08:45	24.0	1.0	####	0.0	0.0	0.0	0.0	0.8	####	####	24.0	0.0	1.5	2.3	12.0	0.8	3.0	####	0.0	0.0	0.0	0.0	0.0	0.0	0.0	0.0	0.0
15:45 - 16:45	7.0	0.0	####	0.0	0.0	0.0	0.0	0.0	####	####	25.0	0.0	0.0	0.0	8.0	0.4	2.2	####	0.0	0.0	0.0	0.0	0.0	0.0	0.0	0.0	0.0
16:15 - 17:15	11.0	0.0	####	0.0	0.0	0.0	0.0	0.0	####	####	20.0	0.0	3.0	0.0	8.0	0.4	1.0	####	0.0	0.0	0.0	0.0	0.0	0.0	0.0	0.0	0.0

ADVANCED TRANSPORT RESEARCH

Job Number & Name: 21326 Epsom Hospital

Site Number/Name: Site 3 - Woodcote Green Road/Hospital Access

Client: Mayer Brown

Date: 22/05/2019

Weather: Sunny, Dry

Comments: None

Advanced Transport Research		*Job Number & Name:*	21326 Epsom Hospital
Site 3 - Woodcote Green Road/Hospital Access		*Date:*	Wednesday 22 May 2019

Job Type:	Junction Count				
Co-ordinates:	51° 19'26.70"N, 0° 16'19.68"W	*Postcode:*	KT18 7DG	*Times:*	0700-1900



Advanced Transport Research	*Job Number & Name:*	21326 Epsom Hospital
Site 3 - Woodcote Green Road/Hospital Access	*Client:*	Mayer Brown
Flow Diagram	*Date:*	Wednesday 22 May 2019

Select Period 07:15

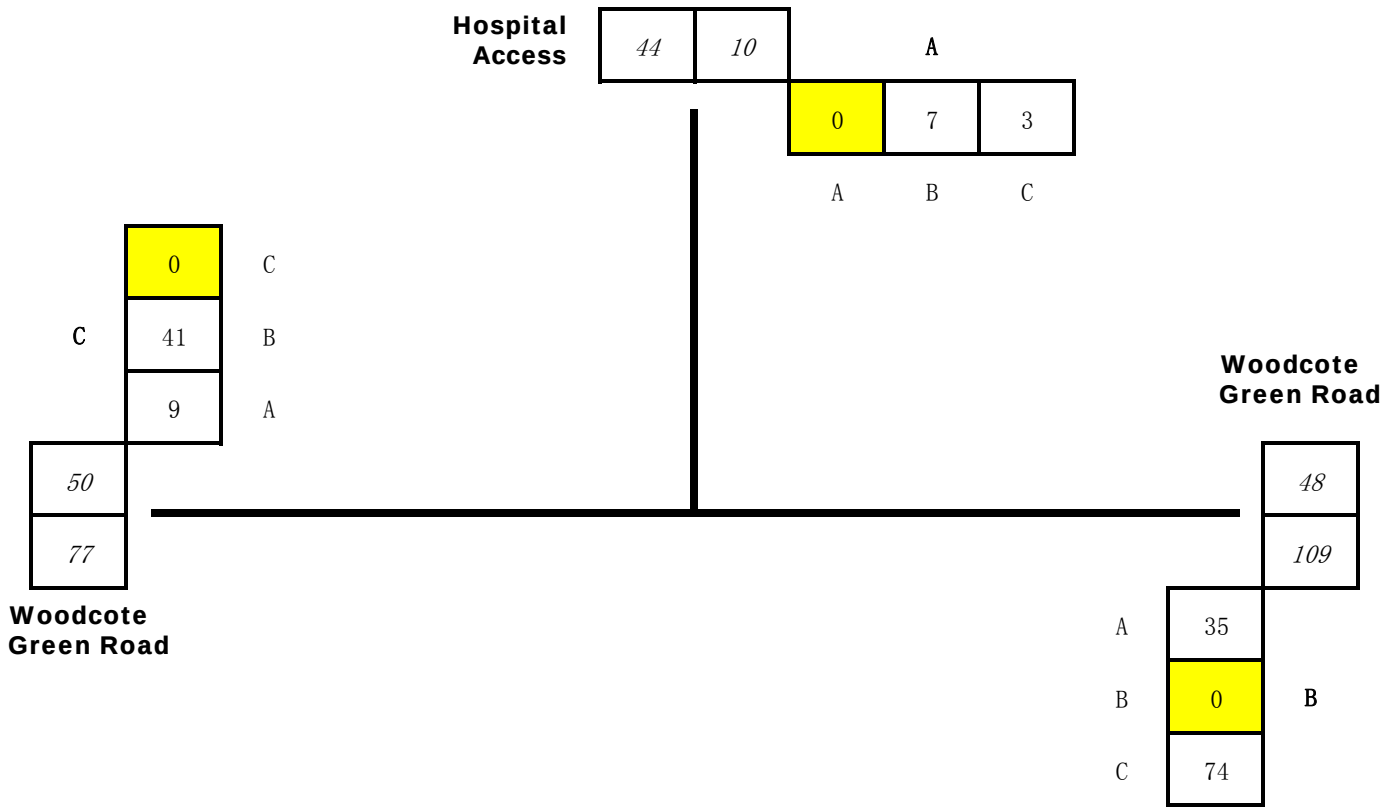

Advanced Transport Research
Site 3 - Woodcote Green Road/Hospital Access
Classified Counts

Job Number & Name: 21326 Epsom Hospital
Client: Mayer Brown
Date: Wednesday 22 May 2019

	A to A								A to B								A to C							
Times	Cars	LGV	Amb	OGV1	OGV2	PSV	M/B	Cyc	Cars	LGV	Amb	OGV1	OGV2	PSV	M/B	Cyc	Cars	LGV	Amb	OGV1	OGV2	PSV	M/B	Cyc
07:00 - 07:15	0	0	0	0	0	0	0	0	1	0	0	0	0	0	1	0	1	0	0	0	0	0	0	0
07:15 - 07:30	0	0	0	0	0	0	0	0	5	2	0	0	0	0	0	0	3	0	0	0	0	0	0	0
07:30 - 07:45	0	0	0	0	0	0	0	0	5	2	0	0	0	0	0	1	0	0	0	0	0	0	0	0
07:45 - 08:00	0	0	0	0	0	0	0	0	11	1	0	0	0	0	0	0	1	0	0	0	0	0	0	0
08:00 - 08:15	0	0	0	0	0	0	0	0	12	0	0	0	0	0	0	0	1	0	0	0	0	0	0	0
08:15 - 08:30	0	0	0	0	0	0	0	0	8	1	0	1	0	0	0	0	1	0	0	0	0	0	0	0
08:30 - 08:45	0	0	0	0	0	0	0	0	13	1	0	0	0	0	0	0	1	0	0	0	0	0	0	0
08:45 - 09:00	0	0	0	0	0	0	0	0	2	2	0	0	0	0	0	1	0	0	0	1	0	0	0	0
09:00 - 09:15	0	0	0	0	0	0	0	0	7	2	0	0	1	0	0	0	0	0	0	0	0	0	0	0
09:15 - 09:30	0	0	0	0	0	0	0	0	7	0	0	0	0	0	0	0	1	0	0	0	0	0	0	0
09:30 - 09:45	0	0	0	0	0	0	0	0	3	1	0	1	0	0	0	0	2	0	0	0	0	0	0	0
09:45 - 10:00	0	0	0	0	0	0	0	0	6	2	0	0	1	0	0	2	3	0	0	0	0	0	0	0
10:00 - 10:15	0	0	0	0	0	0	0	0	3	0	0	0	0	0	0	2	1	0	0	0	0	0	0	0
10:15 - 10:30	0	0	0	0	0	0	0	0	4	1	0	0	0	0	1	0	1	0	0	0	0	0	0	0
10:30 - 10:45	0	0	0	0	0	0	0	0	9	2	0	0	0	0	0	1	2	0	0	0	0	0	0	0
10:45 - 11:00	0	0	0	0	0	0	0	0	10	0	0	0	0	0	0	0	0	0	0	0	0	0	0	0
11:00 - 11:15	0	0	0	0	0	0	0	0	1	0	0	0	0	0	0	0	2	0	0	0	0	0	0	0
11:15 - 11:30	0	0	0	0	0	0	0	0	5	2	0	0	0	0	0	0	0	0	1	0	0	0	0	0
11:30 - 11:45	0	0	0	0	0	0	0	0	3	1	0	0	0	0	0	2	2	0	0	0	0	0	0	0
11:45 - 12:00	0	0	0	0	0	0	0	0	2	1	1	0	0	0	0	1	1	0	0	0	0	0	0	0
12:00 - 12:15	0	0	0	0	0	0	0	0	6	3	0	0	0	0	0	1	3	0	0	0	0	0	0	0
12:15 - 12:30	0	0	0	0	0	0	0	0	10	2	0	0	0	0	1	0	4	0	0	0	0	0	0	0
12:30 - 12:45	0	0	0	0	0	0	0	0	6	2	1	0	0	0	0	0	2	0	0	0	0	0	0	0
12:45 - 13:00	0	0	0	0	0	0	0	0	4	1	0	1	0	0	0	0	5	0	1	0	0	0	0	0
13:00 - 13:15	0	0	0	0	0	0	0	0	6	1	0	0	0	0	0	0	3	0	0	0	0	0	0	0
13:15 - 13:30	0	0	0	0	0	0	0	0	10	1	0	0	0	0	0	0	2	0	0	0	0	0	0	0
13:30 - 13:45	0	0	0	0	0	0	0	0	8	0	1	0	0	0	0	0	2	0	0	0	0	0	0	0
13:45 - 14:00	0	0	0	0	0	0	0	0	3	1	0	0	0	0	0	0	3	1	0	1	0	0	0	0
14:00 - 14:15	0	0	0	0	0	0	0	0	13	2	0	0	0	0	0	1	1	0	0	0	0	0	0	0
14:15 - 14:30	0	0	0	0	0	0	0	0	6	1	0	1	1	0	0	0	0	0	0	0	0	0	0	0
14:30 - 14:45	0	0	0	0	0	0	0	0	9	1	0	0	0	0	0	1	1	0	0	1	0	0	0	0
14:45 - 15:00	0	0	0	0	0	0	0	0	6	0	0	0	0	0	0	0	3	0	0	0	0	0	0	0
15:00 - 15:15	0	0	0	0	0	0	0	0	19	1	0	1	0	0	0	0	4	1	1	0	0	0	0	1
15:15 - 15:30	0	0	0	0	0	0	0	0	11	1	1	0	0	0	0	1	5	0	0	0	0	0	0	0
15:30 - 15:45	0	0	0	0	0	0	0	0	13	0	1	0	0	0	2	0	3	1	0	0	0	0	0	0
15:45 - 16:00	0	0	0	0	0	0	0	0	16	0	0	0	0	0	0	0	0	0	0	0	0	0	0	0
16:00 - 16:15	0	0	0	0	0	0	0	0	32	1	0	0	0	0	0	2	7	1	1	0	0	0	0	0
16:15 - 16:30	0	0	0	0	0	0	0	0	15	3	0	0	0	0	1	1	4	1	0	0	0	0	0	0
16:30 - 16:45	0	0	0	0	0	0	0	0	22	1	0	0	0	0	1	1	0	0	0	0	0	0	0	0
16:45 - 17:00	0	0	0	0	0	0	0	0	22	1	0	0	0	0	1	2	4	0	0	0	0	0	0	0
17:00 - 17:15	0	0	0	0	0	0	0	0	24	1	0	0	0	0	0	2	5	0	0	0	0	0	0	0
17:15 - 17:30	0	0	0	0	0	0	0	0	21	0	0	0	0	0	0	2	2	0	0	0	0	0	0	0
17:30 - 17:45	0	0	0	0	0	0	0	0	29	1	0	0	0	0	0	4	6	0	0	0	0	0	0	1
17:45 - 18:00	0	0	0	0	0	0	0	0	21	0	0	0	0	0	0	3	3	0	0	0	0	0	0	0
18:00 - 18:15	0	0	0	0	0	0	0	0	15	0	0	0	0	0	1	1	2	0	0	0	0	0	0	0
18:15 - 18:30	0	0	0	0	0	0	0	0	11	0	0	0	0	0	0	1	3	0	0	0	0	0	0	0
18:30 - 18:45	0	0	0	0	0	0	0	0	3	0	0	0	0	0	0	0	3	0	0	0	0	0	0	0
18:45 - 19:00	0	0	0	0	0	0	0	0	5	0	0	0	0	0	0	0	1	0	0	0	0	0	0	0

	B to A								B to B								B to C							
Times	Cars	LGV	Amb	OGV1	OGV2	PSV	M/B	Cyc	Cars	LGV	Amb	OGV1	OGV2	PSV	M/B	Cyc	Cars	LGV	Amb	OGV1	OGV2	PSV	M/B	Cyc
07:00 - 07:15	12	2	0	1	0	1	0	1	0	0	0	0	0	0	0	0	57	3	0	1	0	0	0	3
07:15 - 07:30	28	2	0	0	0	1	1	3	0	0	0	0	0	0	0	0	67	6	0	0	0	0	0	1
07:30 - 07:45	29	1	0	0	0	0	1	4	0	0	0	0	0	0	0	0	96	2	0	1	0	1	0	1
07:45 - 08:00	36	1	0	0	0	0	1	0	0	0	0	0	0	0	0	0	124	4	0	3	0	1	1	1
08:00 - 08:15	41	0	0	0	0	0	0	5	0	0	0	0	0	0	0	0	104	6	0	0	0	2	0	1
08:15 - 08:30	44	0	0	0	0	1	0	3	0	0	0	0	0	0	0	0	105	5	0	0	0	0	0	0
08:30 - 08:45	28	4	0	0	0	0	1	1	0	0	0	0	0	0	0	0	85	5	0	0	0	0	2	4
08:45 - 09:00	13	1	1	1	0	0	0	2	0	0	0	0	0	0	0	0	66	1	0	0	0	0	0	3
09:00 - 09:15	5	1	0	1	0	1	0	1	0	0	0	0	0	0	0	0	61	3	0	0	0	0	0	7
09:15 - 09:30	1	0	0	0	0	0	0	0	0	0	0	0	0	0	0	0	49	8	0	1	0	0	0	3
09:30 - 09:45	8	1	0	0	1	1	0	1	0	0	0	0	0	0	0	0	44	3	0	0	0	0	0	2
09:45 - 10:00	6	1	0	1	0	0	0	0	0	0	0	0	0	0	0	0	32	2	0	3	0	0	0	1
10:00 - 10:15	5	2	0	2	0	1	0	0	0	0	0	0	0	0	0	0	46	5	0	1	0	1	0	5
10:15 - 10:30	4	1	1	0	1	0	0	1	0	0	0	0	0	0	0	0	26	4	0	0	0	0	0	3
10:30 - 10:45	8	0	0	0	0	0	1	0	0	0	0	0	0	0	0	0	43	2	0	1	0	0	0	3
10:45 - 11:00	5	0	0	0	0	1	0	1	0	0	0	0	0	0	0	0	27	3	0	1	0	0	0	2
11:00 - 11:15	7	3	0	0	0	0	1	0	0	0	0	0	0	0	0	0	38	6	0	0	0	0	0	15
11:15 - 11:30	10	0	1	0	0	1	0	0	0	0	0	0	0	0	0	0	46	1	0	0	0	0	0	0
11:30 - 11:45	5	1	0	0	0	0	0	0	0	0	0	0	0	0	0	0	37	3	0	1	1	0	0	1
11:45 - 12:00	8	1	0	0	0	1	0	0	0	0	0	0	0	0	0	0	43	4	0	0	0	0	1	2
12:00 - 12:15	7	0	0	0	0	0	1	1	0	0	0	0	0	0	0	0	32	4	0	1	0	0	0	0
12:15 - 12:30	6	1	0	0	0	0	0	1	0	0	0	0	0	0	0	0	36	1	0	0	0	0	0	3
12:30 - 12:45	7	4	1	0	0	1	0	0	0	0	0	0	0	0	0	0	44	4	0	1	0	0	0	1
12:45 - 13:00	8	0	0	0	0	0	0	0	1	0	0	0	0	0	0	0	28	2	0	0	0	0	1	1
13:00 - 13:15	7	1	0	0	0	1	0	0	0	0	0	0	0	0	0	0	39	6	0	1	0	0	1	1
13:15 - 13:30	6	0	0	0	0	0	0	0	0	0	0	0	0	0	0	0	43	2	0	1	0	0	0	1
13:30 - 13:45	5	1	1	1	0	1	0	0	0	0	0	0	0	0	0	0	38	1	0	0	1	0	1	12
13:45 - 14:00	5	1	1	0	1	0	0	0	0	0	0	0	0	0	0	0	34	1	0	0	0	0	0	2
14:00 - 14:15	3	3	0	0	0	1	0	0	0	0	0	0	0	0	0	0	28	5	0	2	0	0	0	0
14:15 - 14:30	3	0	0	0	0	0	0	0	1	0	0	0	0	0	0	0	37	4	0	0	0	0	0	1
14:30 - 14:45	9	0	1	0	0	0	0	0	0	0	0	0	0	0	0	0	46	5	0	0	0	1	1	1
14:45 - 15:00	9	0	0	0	0	1	0	0	0	0	0	0	0	0	0	0	45	5	0	2	0	1	0	2
15:00 - 15:15	7	0	0	0	0	0	0	0	0	0	0	0	0	0	0	0	77	7	0	0	0	1	0	2
15:15 - 15:30	10	2	0	0	0	1	0	0	0	0	0	0	0	0	0	0	77	7	0	0	0	0	1	3
15:30 - 15:45	9	0	0	0	0	0	0	0	0	0	0	0	0	0	0	0	84	6	0	0	0	1	0	2
15:45 - 16:00	6	0	0	0	0	1	1	0	0	0	0	0	0	0	0	0	47	7	0	0	0	0	0	0
16:00 - 16:15	6	0	0	0	0	0	1	0	0	0	0	0	0	0	0	0	61	5	0	0	0	0	1	0
16:15 - 16:30	9	1	0	0	0	0	0	0	0	0	0	0	0	0	0	0	46	4	0	0	0	0	0	1
16:30 - 16:45	6	0	0	0	0	1	0	0	0	0	0	0	0	0	0	0	55	7	0	0	0	0	0	2
16:45 - 17:00	3	0	0	0	0	0	1	0	0	0	0	0	0	0	0	0	64	4	0	0	0	1	2	5
17:00 - 17:15	4	0	0	0	0	0	0	0	0	0	0	0	0	0	0	0	66	5	0	0	0	0	2	0
17:15 - 17:30	9	1	0	0	0	1	0	0	0	0	0	0	0	0	0	0	58	3	0	0	0	0	1	3
17:30 - 17:45	3	0	0	0	0	0	0	0	0	0	0	0	0	0	0	0	62	4	0	0	0	0	1	2
17:45 - 18:00	4	0	0	0	0	1	0	0	0	0	0	0	0	0	0	0	60	1	0	0	0	0	0	3
18:00 - 18:15	3	0	0	0	0	0	0	0	0	0	0	0	0	0	0	0	70	4	0	0	0	0	2	5
18:15 - 18:30	1	0	1	0	0	0	0	0	0	0	0	0	0	0	0	0	52	3	0	0	0	0	2	5
18:30 - 18:45	2	0	0	0	0	0	0	0	0	0	0	0	0	0	0	0	50	2	0	0	0	0	0	2
18:45 - 19:00	6	0	0	0	0	1	0	0	0	0	0	0	0	0	0	0	37	2	0	0	0	0	0	1

	C to A								C to B								C to C							
Times	Cars	LGV	Amb	OGV1	OGV2	PSV	M/B	Cyc	Cars	LGV	Amb	OGV1	OGV2	PSV	M/B	Cyc	Cars	LGV	Amb	OGV1	OGV2	PSV	M/B	Cyc
07:00 - 07:15	1	0	0	0	0	0	0	1	31	2	0	0	0	1	1	5	0	0	0	0	0	0	0	0
07:15 - 07:30	7	0	0	0	0	0	1	1	32	3	0	0	0	3	0	3	0	0	0	0	0	0	0	0
07:30 - 07:45	3	2	0	0	0	0	0	0	58	1	1	2	0	1	0	3	0	0	0	0	0	0	0	0
07:45 - 08:00	4	0	0	0	0	0	0	0	75	12	0	0	0	2	0	1	0	0	0	0	0	0	0	0
08:00 - 08:15	5	0	0	0	0	0	0	0	115	7	0	2	0	1	0	5	0	0	0	0	0	0	0	0
08:15 - 08:30	5	0	0	0	0	0	0	0	142	6	0	2	0	0	0	5	0	0	0	0	0	0	0	0
08:30 - 08:45	3	1	0	0	0	0	0	0	90	4	0	0	0	3	1	5	0	0	0	0	0	0	0	0
08:45 - 09:00	1	0	0	0	0	0	0	0	50	3	0	0	0	1	1	3	0	0	0	0	0	0	0	0
09:00 - 09:15	1	2	0	0	1	0	0	0	51	4	0	1	0	1	0	0	0	0	0	0	0	0	0	0
09:15 - 09:30	7	0	0	0	0	0	0	0	65	5	0	1	0	1	0	2	0	0	0	0	0	0	0	0
09:30 - 09:45	4	1	0	0	0	0	0	0	50	2	0	1	1	2	0	4	0	0	0	0	0	0	0	0
09:45 - 10:00	7	0	0	0	0	0	0	1	32	4	0	1	0	3	0	1	0	0	0	0	0	0	0	0
10:00 - 10:15	2	0	0	0	0	0	0	0	29	3	0	2	0	0	0	0	0	0	0	0	0	0	0	0
10:15 - 10:30	1	0	0	0	0	0	0	0	41	6	0	1	0	2	1	1	0	0	0	0	0	0	0	0
10:30 - 10:45	2	0	0	0	0	0	0	0	34	2	0	2	0	1	0	0	0	0	0	0	0	0	0	0
10:45 - 11:00	0	0	0	0	0	0	0	0	31	3	0	0	0	1	0	2	0	0	0	0	0	0	0	0
11:00 - 11:15	3	0	0	0	0	0	0	0	36	5	0	0	0	2	0	0	0	0	0	0	0	0	0	0
11:15 - 11:30	0	0	0	0	0	0	0	0	25	1	0	0	0	1	0	3	0	0	0	0	0	0	0	0
11:30 - 11:45	3	0	0	0	0	0	0	0	40	4	0	0	0	2	0	0	0	0	0	0	0	0	0	0
11:45 - 12:00	1	0	0	0	0	0	0	0	33	4	0	0	0	1	0	4	0	0	0	0	0	0	0	0
12:00 - 12:15	0	1	0	0	0	0	0	0	45	2	0	0	0	1	1	12	0	0	0	0	0	0	0	0
12:15 - 12:30	1	1	0	0	0	0	0	0	34	2	0	0	0	1	1	1	0	0	0	0	0	0	0	0
12:30 - 12:45	2	0	0	0	0	0	0	0	35	7	0	2	0	1	0	3	0	0	0	0	0	0	0	0
12:45 - 13:00	2	2	0	0	0	0	0	0	31	5	0	0	0	1	0	4	0	0	0	0	0	0	0	0
13:00 - 13:15	1	0	0	0	0	0	0	0	35	3	0	0	0	1	0	4	0	0	0	0	0	0	0	0
13:15 - 13:30	3	0	0	0	0	0	0	0	35	1	0	0	0	1	0	4	0	0	0	0	0	0	0	0
13:30 - 13:45	4	1	0	0	0	0	0	0	39	0	0	0	0	1	0	4	0	0	0	0	0	0	0	0
13:45 - 14:00	2	0	0	1	0	0	0	0	29	2	0	0	0	1	0	2	0	0	0	0	0	0	0	0
14:00 - 14:15	3	0	0	0	0	0	0	0	36	3	0	0	0	1	0	5	0	0	0	0	0	0	0	0
14:15 - 14:30	4	0	0	0	0	0	0	0	45	2	0	0	0	1	0	0	0	0	0	0	0	0	0	0
14:30 - 14:45	1	0	0	0	0	0	0	0	38	6	0	1	0	1	0	0	0	0	0	0	0	0	0	0
14:45 - 15:00	0	0	0	0	0	0	0	0	38	1	0	1	0	1	1	2	0	0	0	0	0	0	0	0
15:00 - 15:15	5	0	0	0	0	0	0	0	53	2	0	0	0	2	1	3	0	0	0	0	0	0	0	0
15:15 - 15:30	3	0	0	0	0	0	0	0	51	6	0	0	0	2	0	3	0	0	0	0	0	0	0	0
15:30 - 15:45	1	0	0	0	0	0	0	0	52	5	0	2	0	0	0	3	0	0	0	0	0	0	0	0
15:45 - 16:00	5	0	0	0	0	0	0	0	66	5	0	0	0	1	1	2	0	0	0	0	0	0	0	0
16:00 - 16:15	4	1	0	0	0	0	0	0	85	8	0	1	0	1	0	2	0	0	0	0	0	0	0	0
16:15 - 16:30	2	0	0	0	0	0	0	0	77	6	0	0	0	2	1	2	0	0	0	0	0	0	0	0
16:30 - 16:45	1	1	0	0	0	0	0	0	82	5	1	0	0	0	0	0	0	0	0	0	0	0	0	0
16:45 - 17:00	3	0	0	0	0	0	0	0	69	3	0	0	0	1	0	11	0	0	0	0	0	0	0	0
17:00 - 17:15	1	0	0	0	0	0	0	0	77	4	0	0	0	1	1	6	0	0	0	0	0	0	0	0
17:15 - 17:30	4	0	0	0	0	0	0	0	110	4	1	0	0	2	0	1	0	0	0	0	0	0	0	0
17:30 - 17:45	1	0	0	0	0	0	0	0	140	10	0	0	0	0	1	2	0	0	0	0	0	0	0	0
17:45 - 18:00	1	0	0	0	0	0	0	0	139	5	0	0	0	2	1	3	0	0	0	0	0	0	0	0
18:00 - 18:15	2	1	0	0	0	0	0	0	117	3	0	0	0	2	0	1	0	0	0	0	0	0	0	0
18:15 - 18:30	1	0	0	0	0	0	0	0	59	2	0	0	0	2	3	3	0	0	0	0	0	0	0	0
18:30 - 18:45	3	0	0	0	0	0	0	0	40	1	0	0	0	0	0	0	0	0	0	0	0	0	0	0
18:45 - 19:00	0	0	0	0	0	0	0	0	50	2	0	0	0	1	0	2	0	0	0	0	0	0	0	0

Advanced Transport Research

Site 3 - Woodcote Green Road/Hospital Access

PCU Values

Job Number & Name: 21326 Epsom Hospital

Client: Mayer Brown

Date: Wednesday 22 May 2019

Times	A to A									A to B									A to C								
	Cars	LGV	Amb	OGV1	OGV2	PSV	M/B	Cyc	Total	Cars	LGV	Amb	OGV1	OGV2	PSV	M/B	Cyc	Total	Cars	LGV	Amb	OGV1	OGV2	PSV	M/B	Cyc	Total
#### - ####	0.0	0.0	0.0	0.0	0.0	0.0	0.0	0.0	0.0	1.0	0.0	0.0	0.0	0.0	0.0	0.4	0.0	1.4	1.0	0.0	0.0	0.0	0.0	0.0	0.0	0.0	1.0
#### - ####	0.0	0.0	0.0	0.0	0.0	0.0	0.0	0.0	0.0	5.0	2.0	0.0	0.0	0.0	0.0	0.0	0.0	7.0	3.0	0.0	0.0	0.0	0.0	0.0	0.0	0.0	3.0
#### - ####	0.0	0.0	0.0	0.0	0.0	0.0	0.0	0.0	0.0	5.0	2.0	0.0	0.0	0.0	0.0	0.0	0.2	7.2	0.0	0.0	0.0	0.0	0.0	0.0	0.0	0.0	0.0
#### - ####	0.0	0.0	0.0	0.0	0.0	0.0	0.0	0.0	0.0	11.0	1.0	0.0	0.0	0.0	0.0	0.0	0.0	12.0	1.0	0.0	0.0	0.0	0.0	0.0	0.0	0.0	1.0
#### - ####	0.0	0.0	0.0	0.0	0.0	0.0	0.0	0.0	0.0	12.0	0.0	0.0	0.0	0.0	0.0	0.0	0.0	12.0	1.0	0.0	0.0	0.0	0.0	0.0	0.0	0.0	1.0
#### - ####	0.0	0.0	0.0	0.0	0.0	0.0	0.0	0.0	0.0	8.0	1.0	1.0	1.5	0.0	0.0	0.0	0.0	11.5	1.0	0.0	0.0	0.0	0.0	0.0	0.0	0.0	1.0
#### - ####	0.0	0.0	0.0	0.0	0.0	0.0	0.0	0.0	0.0	13.0	1.0	0.0	0.0	0.0	0.0	0.0	0.0	14.0	1.0	0.0	0.0	0.0	0.0	0.0	0.0	0.0	1.0
#### - ####	0.0	0.0	0.0	0.0	0.0	0.0	0.0	0.0	0.0	2.0	2.0	0.0	0.0	0.0	0.0	0.0	0.2	4.2	0.0	0.0	0.0	1.5	0.0	0.0	0.0	0.0	1.5
#### - ####	0.0	0.0	0.0	0.0	0.0	0.0	0.0	0.0	0.0	7.0	2.0	0.0	0.0	2.3	0.0	0.0	0.0	11.3	0.0	0.0	0.0	0.0	0.0	0.0	0.0	0.0	0.0
#### - ####	0.0	0.0	0.0	0.0	0.0	0.0	0.0	0.0	0.0	7.0	0.0	0.0	0.0	0.0	0.0	0.0	0.0	7.0	1.0	0.0	0.0	0.0	0.0	0.0	0.0	0.0	1.0
#### - ####	0.0	0.0	0.0	0.0	0.0	0.0	0.0	0.0	0.0	3.0	1.0	1.0	1.5	0.0	0.0	0.0	0.0	6.5	2.0	0.0	0.0	0.0	0.0	0.0	0.0	0.0	2.0
#### - ####	0.0	0.0	0.0	0.0	0.0	0.0	0.0	0.0	0.0	6.0	2.0	0.0	0.0	2.3	0.0	0.0	0.4	10.7	3.0	0.0	0.0	0.0	0.0	0.0	0.0	0.0	3.0
#### - ####	0.0	0.0	0.0	0.0	0.0	0.0	0.0	0.0	0.0	3.0	0.0	0.0	0.0	0.0	0.0	0.0	0.4	3.4	1.0	0.0	0.0	0.0	0.0	0.0	0.0	0.0	1.0
#### - ####	0.0	0.0	0.0	0.0	0.0	0.0	0.0	0.0	0.0	4.0	1.0	0.0	0.0	0.0	0.0	0.4	0.0	5.4	1.0	0.0	0.0	0.0	0.0	0.0	0.0	0.0	1.0
#### - ####	0.0	0.0	0.0	0.0	0.0	0.0	0.0	0.0	0.0	9.0	2.0	0.0	0.0	0.0	0.0	0.0	0.2	11.2	2.0	0.0	0.0	0.0	0.0	0.0	0.0	0.0	2.0
#### - ####	0.0	0.0	0.0	0.0	0.0	0.0	0.0	0.0	0.0	10.0	0.0	0.0	0.0	0.0	0.0	0.0	0.0	10.0	0.0	0.0	0.0	0.0	0.0	0.0	0.0	0.0	0.0
#### - ####	0.0	0.0	0.0	0.0	0.0	0.0	0.0	0.0	0.0	1.0	0.0	0.0	0.0	0.0	0.0	0.0	0.0	1.0	2.0	0.0	0.0	0.0	0.0	0.0	0.0	0.0	2.0
#### - ####	0.0	0.0	0.0	0.0	0.0	0.0	0.0	0.0	0.0	5.0	2.0	0.0	0.0	0.0	0.0	0.0	0.0	7.0	0.0	0.0	0.0	0.0	0.0	0.0	0.0	0.0	0.0
#### - ####	0.0	0.0	0.0	0.0	0.0	0.0	0.0	0.0	0.0	3.0	1.0	0.0	0.0	0.0	0.0	0.0	0.4	4.4	2.0	0.0	0.0	0.0	0.0	0.0	0.0	0.0	2.0
#### - ####	0.0	0.0	0.0	0.0	0.0	0.0	0.0	0.0	0.0	2.0	1.0	0.0	0.0	0.0	0.0	0.0	0.2	3.2	1.0	0.0	0.0	0.0	0.0	0.0	0.0	0.0	1.0
#### - ####	0.0	0.0	0.0	0.0	0.0	0.0	0.0	0.0	0.0	6.0	3.0	0.0	0.0	0.0	0.0	0.0	0.2	9.2	3.0	0.0	0.0	0.0	0.0	0.0	0.0	0.0	3.0
#### - ####	0.0	0.0	0.0	0.0	0.0	0.0	0.0	0.0	0.0	10.0	2.0	0.0	0.0	0.0	0.0	0.4	0.0	12.4	4.0	0.0	0.0	0.0	0.0	0.0	0.0	0.0	4.0
#### - ####	0.0	0.0	0.0	0.0	0.0	0.0	0.0	0.0	0.0	6.0	2.0	0.0	0.0	0.0	0.0	0.0	0.0	8.0	2.0	0.0	0.0	0.0	0.0	0.0	0.0	0.0	2.0
#### - ####	0.0	0.0	0.0	0.0	0.0	0.0	0.0	0.0	0.0	4.0	1.0	1.0	1.5	0.0	0.0	0.0	0.0	7.5	5.0	0.0	0.0	0.0	0.0	0.0	0.0	0.0	5.0
#### - ####	0.0	0.0	0.0	0.0	0.0	0.0	0.0	0.0	0.0	6.0	1.0	0.0	0.0	0.0	0.0	0.0	0.0	7.0	3.0	0.0	0.0	0.0	0.0	0.0	0.0	0.0	3.0
#### - ####	0.0	0.0	0.0	0.0	0.0	0.0	0.0	0.0	0.0	10.0	1.0	0.0	0.0	0.0	0.0	0.0	0.0	11.0	2.0	0.0	0.0	0.0	0.0	0.0	0.0	0.0	2.0
#### - ####	0.0	0.0	0.0	0.0	0.0	0.0	0.0	0.0	0.0	8.0	0.0	0.0	0.0	0.0	0.0	0.0	0.0	8.0	2.0	0.0	0.0	0.0	0.0	0.0	0.0	0.0	2.0
#### - ####	0.0	0.0	0.0	0.0	0.0	0.0	0.0	0.0	0.0	3.0	1.0	0.0	0.0	0.0	0.0	0.0	0.0	4.0	3.0	1.0	0.0	1.5	0.0	0.0	0.0	0.0	5.5
#### - ####	0.0	0.0	0.0	0.0	0.0	0.0	0.0	0.0	0.0	13.0	2.0	0.0	0.0	0.0	0.0	0.0	0.2	15.2	1.0	0.0	0.0	0.0	0.0	0.0	0.0	0.0	1.0
#### - ####	0.0	0.0	0.0	0.0	0.0	0.0	0.0	0.0	0.0	6.0	1.0	1.0	1.5	2.3	0.0	0.0	0.0	11.8	0.0	0.0	0.0	0.0	0.0	0.0	0.0	0.0	0.0
#### - ####	0.0	0.0	0.0	0.0	0.0	0.0	0.0	0.0	0.0	9.0	1.0	0.0	0.0	0.0	0.0	0.0	0.2	10.2	1.0	0.0	0.0	1.5	0.0	0.0	0.0	0.0	2.5
#### - ####	0.0	0.0	0.0	0.0	0.0	0.0	0.0	0.0	0.0	6.0	0.0	0.0	0.0	0.0	0.0	0.0	0.0	6.0	3.0	0.0	0.0	0.0	0.0	0.0	0.0	0.0	3.0
#### - ####	0.0	0.0	0.0	0.0	0.0	0.0	0.0	0.0	0.0	19.0	1.0	1.0	1.5	0.0	0.0	0.0	0.0	22.5	4.0	1.0	0.0	0.0	0.0	0.0	0.0	0.2	5.2
#### - ####	0.0	0.0	0.0	0.0	0.0	0.0	0.0	0.0	0.0	11.0	1.0	0.0	0.0	0.0	0.0	0.0	0.2	12.2	5.0	0.0	0.0	0.0	0.0	0.0	0.0	0.0	5.0
#### - ####	0.0	0.0	0.0	0.0	0.0	0.0	0.0	0.0	0.0	13.0	0.0	0.0	0.0	0.0	0.0	0.8	0.0	13.8	3.0	1.0	0.0	0.0	0.0	0.0	0.0	0.0	4.0
#### - ####	0.0	0.0	0.0	0.0	0.0	0.0	0.0	0.0	0.0	16.0	0.0	0.0	0.0	0.0	0.0	0.0	0.0	16.0	0.0	0.0	0.0	0.0	0.0	0.0	0.0	0.0	0.0
#### - ####	0.0	0.0	0.0	0.0	0.0	0.0	0.0	0.0	0.0	32.0	1.0	0.0	0.0	0.0	0.0	0.0	0.4	33.4	7.0	1.0	0.0	0.0	0.0	0.0	0.0	0.0	8.0
#### - ####	0.0	0.0	0.0	0.0	0.0	0.0	0.0	0.0	0.0	15.0	3.0	0.0	0.0	0.0	0.0	0.4	0.2	18.6	4.0	1.0	0.0	0.0	0.0	0.0	0.0	0.0	5.0
#### - ####	0.0	0.0	0.0	0.0	0.0	0.0	0.0	0.0	0.0	22.0	1.0	0.0	0.0	0.0	0.0	0.4	0.2	23.6	0.0	0.0	0.0	0.0	0.0	0.0	0.0	0.0	0.0
#### - ####	0.0	0.0	0.0	0.0	0.0	0.0	0.0	0.0	0.0	22.0	1.0	0.0	0.0	0.0	0.0	0.4	0.4	23.8	4.0	0.0	0.0	0.0	0.0	0.0	0.0	0.0	4.0
#### - ####	0.0	0.0	0.0	0.0	0.0	0.0	0.0	0.0	0.0	24.0	1.0	0.0	0.0	0.0	0.0	0.0	0.4	25.4	5.0	0.0	0.0	0.0	0.0	0.0	0.0	0.0	5.0
#### - ####	0.0	0.0	0.0	0.0	0.0	0.0	0.0	0.0	0.0	21.0	0.0	0.0	0.0	0.0	0.0	0.0	0.4	21.4	2.0	0.0	0.0	0.0	0.0	0.0	0.0	0.0	2.0
#### - ####	0.0	0.0	0.0	0.0	0.0	0.0	0.0	0.0	0.0	29.0	1.0	0.0	0.0	0.0	0.0	0.0	0.8	30.8	6.0	0.0	0.0	0.0	0.0	0.0	0.0	0.2	6.2
#### - ####	0.0	0.0	0.0	0.0	0.0	0.0	0.0	0.0	0.0	21.0	0.0	0.0	0.0	0.0	0.0	0.0	0.6	21.6	3.0	0.0	0.0	0.0	0.0	0.0	0.0	0.0	3.0
#### - ####	0.0	0.0	0.0	0.0	0.0	0.0	0.0	0.0	0.0	15.0	0.0	0.0	0.0	0.0	0.0	0.4	0.2	15.6	2.0	0.0	0.0	0.0	0.0	0.0	0.0	0.0	2.0
#### - ####	0.0	0.0	0.0	0.0	0.0	0.0	0.0	0.0	0.0	11.0	0.0	0.0	0.0	0.0	0.0	0.0	0.2	11.2	3.0	0.0	0.0	0.0	0.0	0.0	0.0	0.0	3.0
#### - ####	0.0	0.0	0.0	0.0	0.0	0.0	0.0	0.0	0.0	3.0	0.0	0.0	0.0	0.0	0.0	0.0	0.0	3.0	3.0	0.0	0.0	0.0	0.0	0.0	0.0	0.0	3.0
#### - ####	0.0	0.0	0.0	0.0	0.0	0.0	0.0	0.0	0.0	5.0	0.0	0.0	0.0	0.0	0.0	0.0	0.0	5.0	1.0	0.0	0.0	0.0	0.0	0.0	0.0	0.0	1.0

Times	B to A									B to B									B to C								
	Cars	LGV	Amb	OGV1	OGV2	PSV	M/B	Cyc	Total	Cars	LGV	Amb	OGV1	OGV2	PSV	M/B	Cyc	Total	Cars	LGV	Amb	OGV1	OGV2	PSV	M/B	Cyc	Total
#### - ####	12.0	2.0	1.0	1.5	0.0	2.0	0.0	0.2	18.7	0.0	0.0	0.0	0.0	0.0	0.0	0.0	0.0	0.0	57.0	3.0	3.0	1.5	0.0	0.0	0.0	0.6	65.1
#### - ####	28.0	2.0	1.0	0.0	0.0	2.0	0.4	0.6	34.0	0.0	0.0	0.0	0.0	0.0	0.0	0.0	0.0	0.0	67.0	6.0	1.0	0.0	0.0	0.0	0.0	0.2	74.2
#### - ####	29.0	1.0	0.0	0.0	0.0	0.0	0.4	0.8	31.2	0.0	0.0	0.0	0.0	0.0	0.0	0.0	0.0	0.0	96.0	2.0	1.0	1.5	0.0	2.0	0.0	0.2	102.7
#### - ####	36.0	1.0	0.0	0.0	0.0	0.0	0.4	0.0	37.4	0.0	0.0	0.0	0.0	0.0	0.0	0.0	0.0	0.0	124.0	4.0	1.0	4.5	0.0	2.0	0.4	0.2	136.1
#### - ####	41.0	0.0	0.0	0.0	0.0	0.0	0.0	1.0	42.0	0.0	0.0	0.0	0.0	0.0	0.0	0.0	0.0	0.0	104.0	6.0	1.0	0.0	0.0	4.0	0.0	0.2	115.2
#### - ####	44.0	0.0	1.0	0.0	0.0	2.0	0.0	0.6	47.6	0.0	0.0	0.0	0.0	0.0	0.0	0.0	0.0	0.0	105.0	5.0	0.0	0.0	0.0	0.0	0.0	0.0	110.0
#### - ####	28.0	4.0	0.0	0.0	0.0	0.0	0.4	0.2	32.6	0.0	0.0	0.0	0.0	0.0	0.0	0.0	0.0	0.0	85.0	5.0	4.0	0.0	0.0	0.0	0.8	0.8	95.6
#### - ####	13.0	1.0	0.0	1.5	0.0	0.0	0.0	0.4	15.9	0.0	0.0	0.0	0.0	0.0	0.0	0.0	0.0	0.0	66.0	1.0	3.0	0.0	0.0	0.0	0.0	0.6	70.6
#### - ####	5.0	1.0	1.0	1.5	0.0	2.0	0.0	0.2	10.7	0.0	0.0	0.0	0.0	0.0	0.0	0.0	0.0	0.0	61.0	3.0	7.0	0.0	0.0	0.0	0.0	1.4	72.4
#### - ####	1.0	0.0	0.0	0.0	0.0	0.0	0.0	0.0	1.0	0.0	0.0	0.0	0.0	0.0	0.0	0.0	0.0	0.0	49.0	8.0	3.0	1.5	0.0	0.0	0.0	0.6	62.1
#### - ####	8.0	1.0	1.0	0.0	2.3	2.0	0.0	0.2	14.5	0.0	0.0	0.0	0.0	0.0	0.0	0.0	0.0	0.0	44.0	3.0	2.0	0.0	0.0	0.0	0.0	0.4	49.4
#### - ####	6.0	1.0	0.0	1.5	0.0	0.0	0.0	0.0	8.5	0.0	0.0	0.0	0.0	0.0	0.0	0.0	0.0	0.0	32.0	2.0	1.0	4.5	0.0	0.0	0.0	0.2	39.7
#### - ####	5.0	2.0	1.0	3.0	0.0	2.0	0.0	0.0	13.0	0.0	0.0	0.0	0.0	0.0	0.0	0.0	0.0	0.0	46.0	5.0	5.0	1.5	0.0	2.0	0.0	1.0	60.5
#### - ####	4.0	1.0	0.0	0.0	2.3	0.0	0.0	0.2	7.5	0.0	0.0	0.0	0.0	0.0	0.0	0.0	0.0	0.0	26.0	4.0	3.0	0.0	0.0	0.0	0.0	0.6	33.6
#### - ####	8.0	0.0	0.0	0.0	0.0	0.0	0.4	0.0	8.4	0.0	0.0	0.0	0.0	0.0	0.0	0.0	0.0	0.0	43.0	2.0	3.0	1.5	0.0	0.0	0.0	0.6	50.1
#### - ####	5.0	0.0	1.0	0.0	0.0	2.0	0.0	0.2	8.2	0.0	0.0	0.0	0.0	0.0	0.0	0.0	0.0	0.0	27.0	3.0	2.0	1.5	0.0	0.0	0.0	0.4	33.9
#### - ####	7.0	3.0	0.0	0.0	0.0	0.0	0.4	0.0	10.4	0.0	0.0	0.0	0.0	0.0	0.0	0.0	0.0	0.0	38.0	6.0	15.0	0.0	0.0	0.0	0.0	3.0	62.0
#### - ####	10.0	0.0	1.0	0.0	0.0	2.0	0.0	0.0	13.0	0.0	0.0	0.0	0.0	0.0	0.0	0.0	0.0	0.0	46.0	1.0	0.0	0.0	0.0	0.0	0.0	0.0	47.0
#### - ####	5.0	1.0	0.0	0.0	0.0	0.0	0.0	0.0	6.0	0.0	0.0	0.0	0.0	0.0	0.0	0.0	0.0	0.0	37.0	3.0	1.0	1.5	2.3	0.0	0.0	0.2	45.0
#### - ####	8.0	1.0	1.0	0.0	0.0	2.0	0.0	0.0	12.0	0.0	0.0	0.0	0.0	0.0	0.0	0.0	0.0	0.0	43.0	4.0	2.0	0.0	0.0	0.0	0.4	0.4	49.8
#### - ####	7.0	0.0	0.0	0.0	0.0	0.0	0.4	0.2	7.6	0.0	0.0	0.0	0.0	0.0	0.0	0.0	0.0	0.0	32.0	4.0	0.0	1.5	0.0	0.0	0.0	0.0	37.5
#### - ####	6.0	1.0	0.0	0.0	0.0	0.0	0.0	0.2	7.2	0.0	0.0	0.0	0.0	0.0	0.0	0.0	0.0	0.0	36.0	1.0	3.0	0.0	0.0	0.0	0.0	0.6	40.6
#### - ####	7.0	4.0	1.0	0.0	0.0	2.0	0.0	0.0	14.0	0.0	0.0	0.0	0.0	0.0	0.0	0.0	0.0	0.0	44.0	4.0	1.0	1.5	0.0	0.0	0.0	0.2	50.7
#### - ####	8.0	0.0	0.0	0.0	0.0	0.0	0.0	0.0	8.0	1.0	0.0	0.0	0.0	0.0	0.0	0.0	0.0	1.0	28.0	2.0	1.0	0.0	0.0	0.0	0.4	0.2	31.6
#### - ####	7.0	1.0	1.0	0.0	0.0	2.0	0.0	0.0	11.0	0.0	0.0	0.0	0.0	0.0	0.0	0.0	0.0	0.0	39.0	6.0	1.0	1.5	0.0	0.0	0.4	0.2	48.1
#### - ####	6.0	0.0	0.0	0.0	0.0	0.0	0.0	0.0	6.0	0.0	0.0	0.0	0.0	0.0	0.0	0.0	0.0	0.0	43.0	2.0	1.0	1.5	0.0	0.0	0.0	0.2	47.7
#### - ####	5.0	1.0	1.0	1.5	0.0	2.0	0.0	0.0	10.5	0.0	0.0	0.0	0.0	0.0	0.0	0.0	0.0	0.0	38.0	1.0	12.0	0.0	2.3	0.0	0.4	2.4	56.1
#### - ####	5.0	1.0	0.0	0.0	2.3	0.0	0.0	0.0	8.3	0.0	0.0	0.0	0.0	0.0	0.0	0.0	0.0	0.0	34.0	1.0	2.0	0.0	0.0	0.0	0.0	0.4	37.4
#### - ####	3.0	3.0	1.0	0.0	0.0	2.0	0.0	0.0	9.0	0.0	0.0	0.0	0.0	0.0	0.0	0.0	0.0	0.0	28.0	5.0	0.0	3.0	0.0	0.0	0.0	0.0	36.0
#### - ####	3.0	0.0	0.0	0.0	0.0	0.0	0.0	0.0	3.0	1.0	0.0	0.0	0.0	0.0	0.0	0.0	0.0	1.0	37.0	4.0	1.0	0.0	0.0	0.0	0.0	0.2	42.2
#### - ####	9.0	0.0	0.0	0.0	0.0	0.0	0.0	0.0	9.0	0.0	0.0	0.0	0.0	0.0	0.0	0.0	0.0	0.0	46.0	5.0	1.0	0.0	0.0	2.0	0.4	0.2	54.6
#### - ####	9.0	0.0	1.0	0.0	0.0	2.0	0.0	0.0	12.0	0.0	0.0	0.0	0.0	0.0	0.0	0.0	0.0	0.0	45.0	5.0	2.0	3.0	0.0	2.0	0.0	0.4	57.4
#### - ####	7.0	0.0	0.0	0.0	0.0	0.0	0.0	0.0	7.0	0.0	0.0	0.0	0.0	0.0	0.0	0.0	0.0	0.0	77.0	7.0	2.0	0.0	0.0	2.0	0.0	0.4	88.4
#### - ####	10.0	2.0	1.0	0.0	0.0	2.0	0.0	0.0	15.0	0.0	0.0	0.0	0.0	0.0	0.0	0.0	0.0	0.0	77.0	7.0	3.0	0.0	0.0	0.0	0.4	0.6	88.0
#### - ####	9.0	0.0	0.0	0.0	0.0	0.0	0.0	0.0	9.0	0.0	0.0	0.0	0.0	0.0	0.0	0.0	0.0	0.0	84.0	6.0	2.0	0.0	0.0	2.0	0.0	0.4	94.4
#### - ####	6.0	0.0	1.0	0.0	0.0	2.0	0.4	0.0	9.4	0.0	0.0	0.0	0.0	0.0	0.0	0.0	0.0	0.0	47.0	7.0	0.0	0.0	0.0	0.0	0.0	0.0	54.0
#### - ####	6.0	0.0	0.0	0.0	0.0	0.0	0.4	0.0	6.4	0.0	0.0	0.0	0.0	0.0	0.0	0.0	0.0	0.0	61.0	5.0	0.0	0.0	0.0	0.0	0.4	0.0	66.4
#### - ####	9.0	1.0	0.0	0.0	0.0	0.0	0.0	0.0	10.0	0.0	0.0	0.0	0.0	0.0	0.0	0.0	0.0	0.0	46.0	4.0	1.0	0.0	0.0	0.0	0.0	0.2	51.2
#### - ####	6.0	0.0	1.0	0.0	0.0	2.0	0.0	0.0	9.0	0.0	0.0	0.0	0.0	0.0	0.0	0.0	0.0	0.0	55.0	7.0	2.0	0.0	0.0	0.0	0.0	0.4	64.4
#### - ####	3.0	0.0	0.0	0.0	0.0	0.0	0.4	0.0	3.4	0.0	0.0	0.0	0.0	0.0	0.0	0.0	0.0	0.0	64.0	4.0	5.0	0.0	0.0	2.0	0.8	1.0	76.8
#### - ####	4.0	0.0	0.0	0.0	0.0	0.0	0.0	0.0	4.0	0.0	0.0	0.0	0.0	0.0	0.0	0.0	0.0	0.0	66.0	5.0	0.0	0.0	0.0	0.0	0.8	0.0	71.8
#### - ####	9.0	1.0	1.0	0.0	0.0	2.0	0.0	0.0	13.0	0.0	0.0	0.0	0.0	0.0	0.0	0.0	0.0	0.0	58.0	3.0	3.0	0.0	0.0	0.0	0.4	0.6	65.0
#### - ####	3.0	0.0	0.0	0.0	0.0	0.0	0.0	0.0	3.0	0.0	0.0	0.0	0.0	0.0	0.0	0.0	0.0	0.0	62.0	4.0	2.0	0.0	0.0	0.0	0.4	0.4	68.8
#### - ####	4.0	0.0	1.0	0.0	0.0	2.0	0.0	0.0	7.0	0.0	0.0	0.0	0.0	0.0	0.0	0.0	0.0	0.0	60.0	1.0	3.0	0.0	0.0	0.0	0.0	0.6	64.6
#### - ####	3.0	0.0	0.0	0.0	0.0	0.0	0.0	0.0	3.0	0.0	0.0	0.0	0.0	0.0	0.0	0.0	0.0	0.0	70.0	4.0	5.0	0.0	0.0	0.0	0.8	1.0	80.8
#### - ####	1.0	0.0	0.0	0.0	0.0	0.0	0.0	0.0	1.0	0.0	0.0	0.0	0.0	0.0	0.0	0.0	0.0	0.0	52.0	3.0	5.0	0.0	0.0	0.0	0.8	1.0	61.8
#### - ####	2.0	0.0	0.0	0.0	0.0	0.0	0.0	0.0	2.0	0.0	0.0	0.0	0.0	0.0	0.0	0.0	0.0	0.0	50.0	2.0	2.0	0.0	0.0	0.0	0.0	0.4	54.4
#### - ####	6.0	0.0	1.0	0.0	0.0	2.0	0.0	0.0	9.0	0.0	0.0	0.0	0.0	0.0	0.0	0.0	0.0	0.0	37.0	2.0	1.0	0.0	0.0	0.0	0.0	0.2	40.2

Times	C to A									C to B									C to C								
	Cars	LGV	Amb	OGV1	OGV2	PSV	M/B	Cyc	Total	Cars	LGV	Amb	OGV1	OGV2	PSV	M/B	Cyc	Total	Cars	LGV	Amb	OGV1	OGV2	PSV	M/B	Cyc	Total
#### - ####	1.0	0.0	31.0	0.0	0.0	0.0	0.0	0.2	32.2	31.0	2.0	0.0	0.0	0.0	2.0	0.4	1.0	36.4	0.0	0.0	0.0	0.0	0.0	0.0	0.0	0.0	0.0
#### - ####	7.0	0.0	32.0	0.0	0.0	0.0	0.4	0.2	39.6	32.0	3.0	0.0	0.0	0.0	6.0	0.0	0.6	41.6	0.0	0.0	0.0	0.0	0.0	0.0	0.0	0.0	0.0
#### - ####	3.0	2.0	58.0	0.0	0.0	0.0	0.0	0.0	63.0	58.0	1.0	0.0	3.0	0.0	2.0	0.0	0.6	64.6	0.0	0.0	0.0	0.0	0.0	0.0	0.0	0.0	0.0
#### - ####	4.0	0.0	75.0	0.0	0.0	0.0	0.0	0.0	79.0	75.0	12.0	0.0	0.0	0.0	4.0	0.0	0.2	91.2	0.0	0.0	0.0	0.0	0.0	0.0	0.0	0.0	0.0
#### - ####	5.0	0.0	115.0	0.0	0.0	0.0	0.0	0.0	120.0	115.0	7.0	0.0	3.0	0.0	2.0	0.0	1.0	128.0	0.0	0.0	0.0	0.0	0.0	0.0	0.0	0.0	0.0
#### - ####	5.0	0.0	142.0	0.0	0.0	0.0	0.0	0.0	147.0	142.0	6.0	0.0	3.0	0.0	0.0	0.0	1.0	152.0	0.0	0.0	0.0	0.0	0.0	0.0	0.0	0.0	0.0
#### - ####	3.0	1.0	90.0	0.0	0.0	0.0	0.0	0.0	94.0	90.0	4.0	0.0	0.0	0.0	6.0	0.4	1.0	101.4	0.0	0.0	0.0	0.0	0.0	0.0	0.0	0.0	0.0
#### - ####	1.0	0.0	50.0	0.0	0.0	0.0	0.0	0.0	51.0	50.0	3.0	0.0	0.0	0.0	2.0	0.4	0.6	56.0	0.0	0.0	0.0	0.0	0.0	0.0	0.0	0.0	0.0
#### - ####	1.0	2.0	51.0	0.0	2.3	0.0	0.0	0.0	56.3	51.0	4.0	0.0	1.5	0.0	2.0	0.0	0.0	58.5	0.0	0.0	0.0	0.0	0.0	0.0	0.0	0.0	0.0
#### - ####	7.0	0.0	65.0	0.0	0.0	0.0	0.0	0.0	72.0	65.0	5.0	0.0	1.5	0.0	2.0	0.0	0.4	73.9	0.0	0.0	0.0	0.0	0.0	0.0	0.0	0.0	0.0
#### - ####	4.0	1.0	50.0	0.0	0.0	0.0	0.0	0.0	55.0	50.0	2.0	0.0	1.5	2.3	4.0	0.0	0.8	60.6	0.0	0.0	0.0	0.0	0.0	0.0	0.0	0.0	0.0
#### - ####	7.0	0.0	32.0	0.0	0.0	0.0	0.0	0.2	39.2	32.0	4.0	0.0	1.5	0.0	6.0	0.0	0.2	43.7	0.0	0.0	0.0	0.0	0.0	0.0	0.0	0.0	0.0
#### - ####	2.0	0.0	29.0	0.0	0.0	0.0	0.0	0.0	31.0	29.0	3.0	0.0	3.0	0.0	0.0	0.0	0.0	35.0	0.0	0.0	0.0	0.0	0.0	0.0	0.0	0.0	0.0
#### - ####	1.0	0.0	41.0	0.0	0.0	0.0	0.0	0.0	42.0	41.0	6.0	0.0	1.5	0.0	4.0	0.4	0.2	53.1	0.0	0.0	0.0	0.0	0.0	0.0	0.0	0.0	0.0
#### - ####	2.0	0.0	34.0	0.0	0.0	0.0	0.0	0.0	36.0	34.0	2.0	0.0	3.0	0.0	2.0	0.0	0.0	41.0	0.0	0.0	0.0	0.0	0.0	0.0	0.0	0.0	0.0
#### - ####	0.0	0.0	31.0	0.0	0.0	0.0	0.0	0.0	31.0	31.0	3.0	0.0	0.0	0.0	2.0	0.0	0.4	36.4	0.0	0.0	0.0	0.0	0.0	0.0	0.0	0.0	0.0
#### - ####	3.0	0.0	36.0	0.0	0.0	0.0	0.0	0.0	39.0	36.0	5.0	0.0	0.0	0.0	4.0	0.0	0.0	45.0	0.0	0.0	0.0	0.0	0.0	0.0	0.0	0.0	0.0
#### - ####	0.0	0.0	25.0	0.0	0.0	0.0	0.0	0.0	25.0	25.0	1.0	0.0	0.0	0.0	2.0	0.0	0.6	28.6	0.0	0.0	0.0	0.0	0.0	0.0	0.0	0.0	0.0
#### - ####	3.0	0.0	40.0	0.0	0.0	0.0	0.0	0.0	43.0	40.0	4.0	0.0	0.0	0.0	4.0	0.0	0.0	48.0	0.0	0.0	0.0	0.0	0.0	0.0	0.0	0.0	0.0
#### - ####	1.0	0.0	33.0	0.0	0.0	0.0	0.0	0.0	34.0	33.0	4.0	0.0	0.0	0.0	2.0	0.0	0.8	39.8	0.0	0.0	0.0	0.0	0.0	0.0	0.0	0.0	0.0
#### - ####	0.0	1.0	45.0	0.0	0.0	0.0	0.0	0.0	46.0	45.0	2.0	0.0	0.0	0.0	2.0	0.4	2.4	51.8	0.0	0.0	0.0	0.0	0.0	0.0	0.0	0.0	0.0
#### - ####	1.0	1.0	34.0	0.0	0.0	0.0	0.0	0.0	36.0	34.0	2.0	0.0	0.0	0.0	2.0	0.4	0.2	38.6	0.0	0.0	0.0	0.0	0.0	0.0	0.0	0.0	0.0
#### - ####	2.0	0.0	35.0	0.0	0.0	0.0	0.0	0.0	37.0	35.0	7.0	0.0	3.0	0.0	2.0	0.0	0.6	47.6	0.0	0.0	0.0	0.0	0.0	0.0	0.0	0.0	0.0
#### - ####	2.0	2.0	31.0	0.0	0.0	0.0	0.0	0.0	35.0	31.0	5.0	0.0	0.0	0.0	2.0	0.0	0.8	38.8	0.0	0.0	0.0	0.0	0.0	0.0	0.0	0.0	0.0
#### - ####	1.0	0.0	35.0	0.0	0.0	0.0	0.0	0.0	36.0	35.0	3.0	0.0	0.0	0.0	2.0	0.0	0.8	40.8	0.0	0.0	0.0	0.0	0.0	0.0	0.0	0.0	0.0
#### - ####	3.0	0.0	35.0	0.0	0.0	0.0	0.0	0.0	38.0	35.0	1.0	0.0	0.0	0.0	2.0	0.0	0.8	38.8	0.0	0.0	0.0	0.0	0.0	0.0	0.0	0.0	0.0
#### - ####	4.0	1.0	39.0	0.0	0.0	0.0	0.0	0.0	44.0	39.0	0.0	0.0	0.0	0.0	2.0	0.0	0.8	41.8	0.0	0.0	0.0	0.0	0.0	0.0	0.0	0.0	0.0
#### - ####	2.0	0.0	29.0	1.5	0.0	0.0	0.0	0.0	32.5	29.0	2.0	0.0	0.0	0.0	2.0	0.0	0.4	33.4	0.0	0.0	0.0	0.0	0.0	0.0	0.0	0.0	0.0
#### - ####	3.0	0.0	36.0	0.0	0.0	0.0	0.0	0.0	39.0	36.0	3.0	0.0	0.0	0.0	2.0	0.0	1.0	42.0	0.0	0.0	0.0	0.0	0.0	0.0	0.0	0.0	0.0
#### - ####	4.0	0.0	45.0	0.0	0.0	0.0	0.0	0.0	49.0	45.0	2.0	0.0	0.0	0.0	2.0	0.0	0.0	49.0	0.0	0.0	0.0	0.0	0.0	0.0	0.0	0.0	0.0
#### - ####	1.0	0.0	38.0	0.0	0.0	0.0	0.0	0.0	39.0	38.0	6.0	0.0	1.5	0.0	2.0	0.0	0.0	47.5	0.0	0.0	0.0	0.0	0.0	0.0	0.0	0.0	0.0
#### - ####	0.0	0.0	38.0	0.0	0.0	0.0	0.0	0.0	38.0	38.0	1.0	0.0	1.5	0.0	2.0	0.4	0.4	43.3	0.0	0.0	0.0	0.0	0.0	0.0	0.0	0.0	0.0
#### - ####	5.0	0.0	53.0	0.0	0.0	0.0	0.0	0.0	58.0	53.0	2.0	0.0	0.0	0.0	4.0	0.4	0.6	60.0	0.0	0.0	0.0	0.0	0.0	0.0	0.0	0.0	0.0
#### - ####	3.0	0.0	51.0	0.0	0.0	0.0	0.0	0.0	54.0	51.0	6.0	0.0	0.0	0.0	4.0	0.0	0.6	61.6	0.0	0.0	0.0	0.0	0.0	0.0	0.0	0.0	0.0
#### - ####	1.0	0.0	52.0	0.0	0.0	0.0	0.0	0.0	53.0	52.0	5.0	0.0	3.0	0.0	0.0	0.0	0.6	60.6	0.0	0.0	0.0	0.0	0.0	0.0	0.0	0.0	0.0
#### - ####	5.0	0.0	66.0	0.0	0.0	0.0	0.0	0.0	71.0	66.0	5.0	0.0	0.0	0.0	2.0	0.4	0.4	73.8	0.0	0.0	0.0	0.0	0.0	0.0	0.0	0.0	0.0
#### - ####	4.0	1.0	85.0	0.0	0.0	0.0	0.0	0.0	90.0	85.0	8.0	0.0	1.5	0.0	2.0	0.0	0.4	96.9	0.0	0.0	0.0	0.0	0.0	0.0	0.0	0.0	0.0
#### - ####	2.0	0.0	77.0	0.0	0.0	0.0	0.0	0.0	79.0	77.0	6.0	0.0	0.0	0.0	4.0	0.4	0.4	87.8	0.0	0.0	0.0	0.0	0.0	0.0	0.0	0.0	0.0
#### - ####	1.0	1.0	82.0	0.0	0.0	0.0	0.0	0.0	84.0	82.0	5.0	0.0	0.0	0.0	0.0	0.0	0.0	87.0	0.0	0.0	0.0	0.0	0.0	0.0	0.0	0.0	0.0
#### - ####	3.0	0.0	69.0	0.0	0.0	0.0	0.0	0.0	72.0	69.0	3.0	0.0	0.0	0.0	2.0	0.0	2.2	76.2	0.0	0.0	0.0	0.0	0.0	0.0	0.0	0.0	0.0
#### - ####	1.0	0.0	77.0	0.0	0.0	0.0	0.0	0.0	78.0	77.0	4.0	0.0	0.0	0.0	2.0	0.4	1.2	84.6	0.0	0.0	0.0	0.0	0.0	0.0	0.0	0.0	0.0
#### - ####	4.0	0.0	110.0	0.0	0.0	0.0	0.0	0.0	114.0	110.0	4.0	0.0	0.0	0.0	4.0	0.0	0.2	118.2	0.0	0.0	0.0	0.0	0.0	0.0	0.0	0.0	0.0
#### - ####	1.0	0.0	140.0	0.0	0.0	0.0	0.0	0.0	141.0	140.0	10.0	0.0	0.0	0.0	0.0	0.4	0.4	150.8	0.0	0.0	0.0	0.0	0.0	0.0	0.0	0.0	0.0
#### - ####	1.0	0.0	139.0	0.0	0.0	0.0	0.0	0.0	140.0	139.0	5.0	0.0	0.0	0.0	4.0	0.4	0.6	149.0	0.0	0.0	0.0	0.0	0.0	0.0	0.0	0.0	0.0
#### - ####	2.0	1.0	117.0	0.0	0.0	0.0	0.0	0.0	120.0	117.0	3.0	0.0	0.0	0.0	4.0	0.0	0.2	124.2	0.0	0.0	0.0	0.0	0.0	0.0	0.0	0.0	0.0
#### - ####	1.0	0.0	59.0	0.0	0.0	0.0	0.0	0.0	60.0	59.0	2.0	0.0	0.0	0.0	4.0	1.2	0.6	66.8	0.0	0.0	0.0	0.0	0.0	0.0	0.0	0.0	0.0
#### - ####	3.0	0.0	40.0	0.0	0.0	0.0	0.0	0.0	43.0	40.0	1.0	0.0	0.0	0.0	0.0	0.0	0.0	41.0	0.0	0.0	0.0	0.0	0.0	0.0	0.0	0.0	0.0
#### - ####	0.0	0.0	50.0	0.0	0.0	0.0	0.0	0.0	50.0	50.0	2.0	0.0	0.0	0.0	2.0	0.0	0.4	54.4	0.0	0.0	0.0	0.0	0.0	0.0	0.0	0.0	0.0

Times	A to A									A to B									A to C								
	Cars	LGV	Amb	OGV1	OGV2	PSV	M/B	Cyc	Total	Cars	LGV	Amb	OGV1	OGV2	PSV	M/B	Cyc	Total	Cars	LGV	Amb	OGV1	OGV2	PSV	M/B	Cyc	Total
07:00 - 08:00	0.0	0.0	0.0	0.0	0.0	0.0	0.0	0.0	0.0	22.0	5.0	0.0	0.0	0.0	0.0	0.4	0.2	27.6	5.0	0.0	0.0	0.0	0.0	0.0	0.0	0.0	5.0
07:15 - 08:15	0.0	0.0	0.0	0.0	0.0	0.0	0.0	0.0	0.0	33.0	5.0	0.0	0.0	0.0	0.0	0.0	0.2	38.2	5.0	0.0	0.0	0.0	0.0	0.0	0.0	0.0	5.0
07:30 - 08:30	0.0	0.0	0.0	0.0	0.0	0.0	0.0	0.0	0.0	36.0	4.0	1.0	1.5	0.0	0.0	0.0	0.2	42.7	3.0	0.0	0.0	0.0	0.0	0.0	0.0	0.0	3.0
07:45 - 08:45	0.0	0.0	0.0	0.0	0.0	0.0	0.0	0.0	0.0	44.0	3.0	1.0	1.5	0.0	0.0	0.0	0.0	49.5	4.0	0.0	0.0	0.0	0.0	0.0	0.0	0.0	4.0
08:00 - 09:00	0.0	0.0	0.0	0.0	0.0	0.0	0.0	0.0	0.0	35.0	4.0	1.0	1.5	0.0	0.0	0.0	0.2	41.7	3.0	0.0	0.0	1.5	0.0	0.0	0.0	0.0	4.5
08:15 - 09:15	0.0	0.0	0.0	0.0	0.0	0.0	0.0	0.0	0.0	30.0	6.0	1.0	1.5	2.3	0.0	0.0	0.2	41.0	2.0	0.0	0.0	1.5	0.0	0.0	0.0	0.0	3.5
08:30 - 09:30	0.0	0.0	0.0	0.0	0.0	0.0	0.0	0.0	0.0	29.0	5.0	0.0	0.0	2.3	0.0	0.0	0.2	36.5	2.0	0.0	0.0	1.5	0.0	0.0	0.0	0.0	3.5
08:45 - 09:45	0.0	0.0	0.0	0.0	0.0	0.0	0.0	0.0	0.0	19.0	5.0	1.0	1.5	2.3	0.0	0.0	0.2	29.0	3.0	0.0	0.0	1.5	0.0	0.0	0.0	0.0	4.5
09:00 - 10:00	0.0	0.0	0.0	0.0	0.0	0.0	0.0	0.0	0.0	23.0	5.0	1.0	1.5	4.6	0.0	0.0	0.4	35.5	6.0	0.0	0.0	0.0	0.0	0.0	0.0	0.0	6.0
09:15 - 10:15	0.0	0.0	0.0	0.0	0.0	0.0	0.0	0.0	0.0	19.0	3.0	1.0	1.5	2.3	0.0	0.0	0.8	27.6	7.0	0.0	0.0	0.0	0.0	0.0	0.0	0.0	7.0
09:30 - 10:30	0.0	0.0	0.0	0.0	0.0	0.0	0.0	0.0	0.0	16.0	4.0	1.0	1.5	2.3	0.0	0.4	0.8	26.0	7.0	0.0	0.0	0.0	0.0	0.0	0.0	0.0	7.0
09:45 - 10:45	0.0	0.0	0.0	0.0	0.0	0.0	0.0	0.0	0.0	22.0	5.0	0.0	0.0	2.3	0.0	0.4	1.0	30.7	7.0	0.0	0.0	0.0	0.0	0.0	0.0	0.0	7.0
10:00 - 11:00	0.0	0.0	0.0	0.0	0.0	0.0	0.0	0.0	0.0	26.0	3.0	0.0	0.0	0.0	0.0	0.4	0.6	30.0	4.0	0.0	0.0	0.0	0.0	0.0	0.0	0.0	4.0
10:15 - 11:15	0.0	0.0	0.0	0.0	0.0	0.0	0.0	0.0	0.0	24.0	3.0	0.0	0.0	0.0	0.0	0.4	0.2	27.6	5.0	0.0	0.0	0.0	0.0	0.0	0.0	0.0	5.0
10:30 - 11:30	0.0	0.0	0.0	0.0	0.0	0.0	0.0	0.0	0.0	25.0	4.0	0.0	0.0	0.0	0.0	0.0	0.2	29.2	4.0	0.0	0.0	0.0	0.0	0.0	0.0	0.0	4.0
10:45 - 11:45	0.0	0.0	0.0	0.0	0.0	0.0	0.0	0.0	0.0	19.0	3.0	0.0	0.0	0.0	0.0	0.0	0.4	22.4	4.0	0.0	0.0	0.0	0.0	0.0	0.0	0.0	4.0
11:00 - 12:00	0.0	0.0	0.0	0.0	0.0	0.0	0.0	0.0	0.0	11.0	4.0	0.0	0.0	0.0	0.0	0.0	0.6	15.6	5.0	0.0	0.0	0.0	0.0	0.0	0.0	0.0	5.0
11:15 - 12:15	0.0	0.0	0.0	0.0	0.0	0.0	0.0	0.0	0.0	16.0	7.0	0.0	0.0	0.0	0.0	0.0	0.8	23.8	6.0	0.0	0.0	0.0	0.0	0.0	0.0	0.0	6.0
11:30 - 12:30	0.0	0.0	0.0	0.0	0.0	0.0	0.0	0.0	0.0	21.0	7.0	0.0	0.0	0.0	0.0	0.4	0.8	29.2	10.0	0.0	0.0	0.0	0.0	0.0	0.0	0.0	10.0
11:45 - 12:45	0.0	0.0	0.0	0.0	0.0	0.0	0.0	0.0	0.0	24.0	8.0	0.0	0.0	0.0	0.0	0.4	0.4	32.8	10.0	0.0	0.0	0.0	0.0	0.0	0.0	0.0	10.0
12:00 - 13:00	0.0	0.0	0.0	0.0	0.0	0.0	0.0	0.0	0.0	26.0	8.0	1.0	1.5	0.0	0.0	0.4	0.2	37.1	14.0	0.0	0.0	0.0	0.0	0.0	0.0	0.0	14.0
12:15 - 13:15	0.0	0.0	0.0	0.0	0.0	0.0	0.0	0.0	0.0	26.0	6.0	1.0	1.5	0.0	0.0	0.4	0.0	34.9	14.0	0.0	0.0	0.0	0.0	0.0	0.0	0.0	14.0
12:30 - 13:30	0.0	0.0	0.0	0.0	0.0	0.0	0.0	0.0	0.0	26.0	5.0	1.0	1.5	0.0	0.0	0.0	0.0	33.5	12.0	0.0	0.0	0.0	0.0	0.0	0.0	0.0	12.0
12:45 - 13:45	0.0	0.0	0.0	0.0	0.0	0.0	0.0	0.0	0.0	28.0	3.0	1.0	1.5	0.0	0.0	0.0	0.0	33.5	12.0	0.0	0.0	0.0	0.0	0.0	0.0	0.0	12.0
13:00 - 14:00	0.0	0.0	0.0	0.0	0.0	0.0	0.0	0.0	0.0	27.0	3.0	0.0	0.0	0.0	0.0	0.0	0.0	30.0	10.0	1.0	0.0	1.5	0.0	0.0	0.0	0.0	12.5
13:15 - 14:15	0.0	0.0	0.0	0.0	0.0	0.0	0.0	0.0	0.0	34.0	4.0	0.0	0.0	0.0	0.0	0.0	0.2	38.2	8.0	1.0	0.0	1.5	0.0	0.0	0.0	0.0	10.5
13:30 - 14:30	0.0	0.0	0.0	0.0	0.0	0.0	0.0	0.0	0.0	30.0	4.0	1.0	1.5	2.3	0.0	0.0	0.2	39.0	6.0	1.0	0.0	1.5	0.0	0.0	0.0	0.0	8.5
13:45 - 14:45	0.0	0.0	0.0	0.0	0.0	0.0	0.0	0.0	0.0	31.0	5.0	1.0	1.5	2.3	0.0	0.0	0.4	41.2	5.0	1.0	0.0	3.0	0.0	0.0	0.0	0.0	9.0
14:00 - 15:00	0.0	0.0	0.0	0.0	0.0	0.0	0.0	0.0	0.0	34.0	4.0	1.0	1.5	2.3	0.0	0.0	0.4	43.2	5.0	0.0	0.0	1.5	0.0	0.0	0.0	0.0	6.5
14:15 - 15:15	0.0	0.0	0.0	0.0	0.0	0.0	0.0	0.0	0.0	40.0	3.0	2.0	3.0	2.3	0.0	0.0	0.2	50.5	8.0	1.0	0.0	1.5	0.0	0.0	0.0	0.2	10.7
14:30 - 15:30	0.0	0.0	0.0	0.0	0.0	0.0	0.0	0.0	0.0	45.0	3.0	1.0	1.5	0.0	0.0	0.0	0.4	50.9	13.0	1.0	0.0	1.5	0.0	0.0	0.0	0.2	15.7
14:45 - 15:45	0.0	0.0	0.0	0.0	0.0	0.0	0.0	0.0	0.0	49.0	2.0	1.0	1.5	0.0	0.0	0.8	0.2	54.5	15.0	2.0	0.0	0.0	0.0	0.0	0.0	0.2	17.2
15:00 - 16:00	0.0	0.0	0.0	0.0	0.0	0.0	0.0	0.0	0.0	59.0	2.0	1.0	1.5	0.0	0.0	0.8	0.2	64.5	12.0	2.0	0.0	0.0	0.0	0.0	0.0	0.2	14.2
15:15 - 16:15	0.0	0.0	0.0	0.0	0.0	0.0	0.0	0.0	0.0	72.0	2.0	0.0	0.0	0.0	0.0	0.8	0.6	75.4	15.0	2.0	0.0	0.0	0.0	0.0	0.0	0.0	17.0
15:30 - 16:30	0.0	0.0	0.0	0.0	0.0	0.0	0.0	0.0	0.0	76.0	4.0	0.0	0.0	0.0	0.0	1.2	0.6	81.8	14.0	3.0	0.0	0.0	0.0	0.0	0.0	0.0	17.0
15:45 - 16:45	0.0	0.0	0.0	0.0	0.0	0.0	0.0	0.0	0.0	85.0	5.0	0.0	0.0	0.0	0.0	0.8	0.8	91.6	11.0	2.0	0.0	0.0	0.0	0.0	0.0	0.0	13.0
16:00 - 17:00	0.0	0.0	0.0	0.0	0.0	0.0	0.0	0.0	0.0	91.0	6.0	0.0	0.0	0.0	0.0	1.2	1.2	99.4	15.0	2.0	0.0	0.0	0.0	0.0	0.0	0.0	17.0
16:15 - 17:15	0.0	0.0	0.0	0.0	0.0	0.0	0.0	0.0	0.0	83.0	6.0	0.0	0.0	0.0	0.0	1.2	1.2	91.4	13.0	1.0	0.0	0.0	0.0	0.0	0.0	0.0	14.0
16:30 - 17:30	0.0	0.0	0.0	0.0	0.0	0.0	0.0	0.0	0.0	89.0	3.0	0.0	0.0	0.0	0.0	0.8	1.4	94.2	11.0	0.0	0.0	0.0	0.0	0.0	0.0	0.0	11.0
16:45 - 17:45	0.0	0.0	0.0	0.0	0.0	0.0	0.0	0.0	0.0	96.0	3.0	0.0	0.0	0.0	0.0	0.4	2.0	101.4	17.0	0.0	0.0	0.0	0.0	0.0	0.0	0.2	17.2
17:00 - 18:00	0.0	0.0	0.0	0.0	0.0	0.0	0.0	0.0	0.0	95.0	2.0	0.0	0.0	0.0	0.0	0.0	2.2	99.2	16.0	0.0	0.0	0.0	0.0	0.0	0.0	0.2	16.2
17:15 - 18:15	0.0	0.0	0.0	0.0	0.0	0.0	0.0	0.0	0.0	86.0	1.0	0.0	0.0	0.0	0.0	0.4	2.0	89.4	13.0	0.0	0.0	0.0	0.0	0.0	0.0	0.2	13.2
17:30 - 18:30	0.0	0.0	0.0	0.0	0.0	0.0	0.0	0.0	0.0	76.0	1.0	0.0	0.0	0.0	0.0	0.4	1.8	79.2	14.0	0.0	0.0	0.0	0.0	0.0	0.0	0.2	14.2
17:45 - 18:45	0.0	0.0	0.0	0.0	0.0	0.0	0.0	0.0	0.0	50.0	0.0	0.0	0.0	0.0	0.0	0.4	1.0	51.4	11.0	0.0	0.0	0.0	0.0	0.0	0.0	0.0	11.0
18:00 - 19:00	0.0	0.0	0.0	0.0	0.0	0.0	0.0	0.0	0.0	34.0	0.0	0.0	0.0	0.0	0.0	0.4	0.4	34.8	9.0	0.0	0.0	0.0	0.0	0.0	0.0	0.0	9.0

Times	B to A									B to B									B to C								
	Cars	LGV	Amb	OGV1	OGV2	PSV	M/B	Cyc	Total	Cars	LGV	Amb	OGV1	OGV2	PSV	M/B	Cyc	Total	Cars	LGV	Amb	OGV1	OGV2	PSV	M/B	Cyc	Total
07:00 - 08:00	105.0	6.0	2.0	1.5	0.0	4.0	1.2	1.6	121.3	0.0	0.0	0.0	0.0	0.0	0.0	0.0	0.0	0.0	344.0	15.0	6.0	7.5	0.0	4.0	0.4	1.2	378.1
07:15 - 08:15	134.0	4.0	1.0	0.0	0.0	2.0	1.2	2.4	144.6	0.0	0.0	0.0	0.0	0.0	0.0	0.0	0.0	0.0	391.0	18.0	4.0	6.0	0.0	8.0	0.4	0.8	428.2
07:30 - 08:30	150.0	2.0	1.0	0.0	0.0	2.0	0.8	2.4	158.2	0.0	0.0	0.0	0.0	0.0	0.0	0.0	0.0	0.0	429.0	17.0	3.0	6.0	0.0	8.0	0.4	0.6	464.0
07:45 - 08:45	149.0	5.0	1.0	0.0	0.0	2.0	0.8	1.8	159.6	0.0	0.0	0.0	0.0	0.0	0.0	0.0	0.0	0.0	418.0	20.0	6.0	4.5	0.0	6.0	1.2	1.2	456.9
08:00 - 09:00	126.0	5.0	1.0	1.5	0.0	2.0	0.4	2.2	138.1	0.0	0.0	0.0	0.0	0.0	0.0	0.0	0.0	0.0	360.0	17.0	8.0	0.0	0.0	4.0	0.8	1.6	391.4
08:15 - 09:15	90.0	6.0	2.0	3.0	0.0	4.0	0.4	1.4	106.8	0.0	0.0	0.0	0.0	0.0	0.0	0.0	0.0	0.0	317.0	14.0	14.0	0.0	0.0	0.0	0.8	2.8	348.6
08:30 - 09:30	47.0	6.0	1.0	3.0	0.0	2.0	0.4	0.8	60.2	0.0	0.0	0.0	0.0	0.0	0.0	0.0	0.0	0.0	261.0	17.0	17.0	1.5	0.0	0.0	0.8	3.4	300.7
08:45 - 09:45	27.0	3.0	2.0	3.0	2.3	4.0	0.0	0.8	42.1	0.0	0.0	0.0	0.0	0.0	0.0	0.0	0.0	0.0	220.0	15.0	15.0	1.5	0.0	0.0	0.0	3.0	254.5
09:00 - 10:00	20.0	3.0	2.0	3.0	2.3	4.0	0.0	0.4	34.7	0.0	0.0	0.0	0.0	0.0	0.0	0.0	0.0	0.0	186.0	16.0	13.0	6.0	0.0	0.0	0.0	2.6	223.6
09:15 - 10:15	20.0	4.0	2.0	4.5	2.3	4.0	0.0	0.2	37.0	0.0	0.0	0.0	0.0	0.0	0.0	0.0	0.0	0.0	171.0	18.0	11.0	7.5	0.0	2.0	0.0	2.2	211.7
09:30 - 10:30	23.0	5.0	2.0	4.5	4.6	4.0	0.0	0.4	43.5	0.0	0.0	0.0	0.0	0.0	0.0	0.0	0.0	0.0	148.0	14.0	11.0	6.0	0.0	2.0	0.0	2.2	183.2
09:45 - 10:45	23.0	4.0	1.0	4.5	2.3	2.0	0.4	0.2	37.4	0.0	0.0	0.0	0.0	0.0	0.0	0.0	0.0	0.0	147.0	13.0	12.0	7.5	0.0	2.0	0.0	2.4	183.9
10:00 - 11:00	22.0	3.0	2.0	3.0	2.3	4.0	0.4	0.4	37.1	0.0	0.0	0.0	0.0	0.0	0.0	0.0	0.0	0.0	142.0	14.0	13.0	4.5	0.0	2.0	0.0	2.6	178.1
10:15 - 11:15	24.0	4.0	1.0	0.0	2.3	2.0	0.8	0.4	34.5	0.0	0.0	0.0	0.0	0.0	0.0	0.0	0.0	0.0	134.0	15.0	23.0	3.0	0.0	0.0	0.0	4.6	179.6
10:30 - 11:30	30.0	3.0	2.0	0.0	0.0	4.0	0.8	0.2	40.0	0.0	0.0	0.0	0.0	0.0	0.0	0.0	0.0	0.0	154.0	12.0	20.0	3.0	0.0	0.0	0.0	4.0	193.0
10:45 - 11:45	27.0	4.0	2.0	0.0	0.0	4.0	0.4	0.2	37.6	0.0	0.0	0.0	0.0	0.0	0.0	0.0	0.0	0.0	148.0	13.0	18.0	3.0	2.3	0.0	0.0	3.6	187.9
11:00 - 12:00	30.0	5.0	2.0	0.0	0.0	4.0	0.4	0.0	41.4	0.0	0.0	0.0	0.0	0.0	0.0	0.0	0.0	0.0	164.0	14.0	18.0	1.5	2.3	0.0	0.4	3.6	203.8
11:15 - 12:15	30.0	2.0	2.0	0.0	0.0	4.0	0.4	0.2	38.6	0.0	0.0	0.0	0.0	0.0	0.0	0.0	0.0	0.0	158.0	12.0	3.0	3.0	2.3	0.0	0.4	0.6	179.3
11:30 - 12:30	26.0	3.0	1.0	0.0	0.0	2.0	0.4	0.4	32.8	0.0	0.0	0.0	0.0	0.0	0.0	0.0	0.0	0.0	148.0	12.0	6.0	3.0	2.3	0.0	0.4	1.2	172.9
11:45 - 12:45	28.0	6.0	2.0	0.0	0.0	4.0	0.4	0.4	40.8	0.0	0.0	0.0	0.0	0.0	0.0	0.0	0.0	0.0	155.0	13.0	6.0	3.0	0.0	0.0	0.4	1.2	178.6
12:00 - 13:00	28.0	5.0	1.0	0.0	0.0	2.0	0.4	0.4	36.8	1.0	0.0	0.0	0.0	0.0	0.0	0.0	0.0	1.0	140.0	11.0	5.0	3.0	0.0	0.0	0.4	1.0	160.4
12:15 - 13:15	28.0	6.0	2.0	0.0	0.0	4.0	0.0	0.2	40.2	1.0	0.0	0.0	0.0	0.0	0.0	0.0	0.0	1.0	147.0	13.0	6.0	3.0	0.0	0.0	0.8	1.2	171.0
12:30 - 13:30	28.0	5.0	2.0	0.0	0.0	4.0	0.0	0.0	39.0	1.0	0.0	0.0	0.0	0.0	0.0	0.0	0.0	1.0	154.0	14.0	4.0	4.5	0.0	0.0	0.8	0.8	178.1
12:45 - 13:45	26.0	2.0	2.0	1.5	0.0	4.0	0.0	0.0	35.5	1.0	0.0	0.0	0.0	0.0	0.0	0.0	0.0	1.0	148.0	11.0	15.0	3.0	2.3	0.0	1.2	3.0	183.5
13:00 - 14:00	23.0	3.0	2.0	1.5	2.3	4.0	0.0	0.0	35.8	0.0	0.0	0.0	0.0	0.0	0.0	0.0	0.0	0.0	154.0	10.0	16.0	3.0	2.3	0.0	0.8	3.2	189.3
13:15 - 14:15	19.0	5.0	2.0	1.5	2.3	4.0	0.0	0.0	33.8	0.0	0.0	0.0	0.0	0.0	0.0	0.0	0.0	0.0	143.0	9.0	15.0	4.5	2.3	0.0	0.4	3.0	177.2
13:30 - 14:30	16.0	5.0	2.0	1.5	2.3	4.0	0.0	0.0	30.8	1.0	0.0	0.0	0.0	0.0	0.0	0.0	0.0	1.0	137.0	11.0	15.0	3.0	2.3	0.0	0.4	3.0	171.7
13:45 - 14:45	20.0	4.0	1.0	0.0	2.3	2.0	0.0	0.0	29.3	1.0	0.0	0.0	0.0	0.0	0.0	0.0	0.0	1.0	145.0	15.0	4.0	3.0	0.0	2.0	0.4	0.8	170.2
14:00 - 15:00	24.0	3.0	2.0	0.0	0.0	4.0	0.0	0.0	33.0	1.0	0.0	0.0	0.0	0.0	0.0	0.0	0.0	1.0	156.0	19.0	4.0	6.0	0.0	4.0	0.4	0.8	190.2
14:15 - 15:15	28.0	0.0	1.0	0.0	0.0	2.0	0.0	0.0	31.0	1.0	0.0	0.0	0.0	0.0	0.0	0.0	0.0	1.0	205.0	21.0	6.0	3.0	0.0	6.0	0.4	1.2	242.6
14:30 - 15:30	35.0	2.0	2.0	0.0	0.0	4.0	0.0	0.0	43.0	0.0	0.0	0.0	0.0	0.0	0.0	0.0	0.0	0.0	245.0	24.0	8.0	3.0	0.0	6.0	0.8	1.6	288.4
14:45 - 15:45	35.0	2.0	2.0	0.0	0.0	4.0	0.0	0.0	43.0	0.0	0.0	0.0	0.0	0.0	0.0	0.0	0.0	0.0	283.0	25.0	9.0	3.0	0.0	6.0	0.4	1.8	328.2
15:00 - 16:00	32.0	2.0	2.0	0.0	0.0	4.0	0.4	0.0	40.4	0.0	0.0	0.0	0.0	0.0	0.0	0.0	0.0	0.0	285.0	27.0	7.0	0.0	0.0	4.0	0.4	1.4	324.8
15:15 - 16:15	31.0	2.0	2.0	0.0	0.0	4.0	0.8	0.0	39.8	0.0	0.0	0.0	0.0	0.0	0.0	0.0	0.0	0.0	269.0	25.0	5.0	0.0	0.0	2.0	0.8	1.0	302.8
15:30 - 16:30	30.0	1.0	1.0	0.0	0.0	2.0	0.8	0.0	34.8	0.0	0.0	0.0	0.0	0.0	0.0	0.0	0.0	0.0	238.0	22.0	3.0	0.0	0.0	2.0	0.4	0.6	266.0
15:45 - 16:45	27.0	1.0	2.0	0.0	0.0	4.0	0.8	0.0	34.8	0.0	0.0	0.0	0.0	0.0	0.0	0.0	0.0	0.0	209.0	23.0	3.0	0.0	0.0	0.0	0.4	0.6	236.0
16:00 - 17:00	24.0	1.0	1.0	0.0	0.0	2.0	0.8	0.0	28.8	0.0	0.0	0.0	0.0	0.0	0.0	0.0	0.0	0.0	226.0	20.0	8.0	0.0	0.0	2.0	1.2	1.6	258.8
16:15 - 17:15	22.0	1.0	1.0	0.0	0.0	2.0	0.4	0.0	26.4	0.0	0.0	0.0	0.0	0.0	0.0	0.0	0.0	0.0	231.0	20.0	8.0	0.0	0.0	2.0	1.6	1.6	264.2
16:30 - 17:30	22.0	1.0	2.0	0.0	0.0	4.0	0.4	0.0	29.4	0.0	0.0	0.0	0.0	0.0	0.0	0.0	0.0	0.0	243.0	19.0	10.0	0.0	0.0	2.0	2.0	2.0	278.0
16:45 - 17:45	19.0	1.0	1.0	0.0	0.0	2.0	0.4	0.0	23.4	0.0	0.0	0.0	0.0	0.0	0.0	0.0	0.0	0.0	250.0	16.0	10.0	0.0	0.0	2.0	2.4	2.0	282.4
17:00 - 18:00	20.0	1.0	2.0	0.0	0.0	4.0	0.0	0.0	27.0	0.0	0.0	0.0	0.0	0.0	0.0	0.0	0.0	0.0	246.0	13.0	8.0	0.0	0.0	0.0	1.6	1.6	270.2
17:15 - 18:15	19.0	1.0	2.0	0.0	0.0	4.0	0.0	0.0	26.0	0.0	0.0	0.0	0.0	0.0	0.0	0.0	0.0	0.0	250.0	12.0	13.0	0.0	0.0	0.0	1.6	2.6	279.2
17:30 - 18:30	11.0	0.0	1.0	0.0	0.0	2.0	0.0	0.0	14.0	0.0	0.0	0.0	0.0	0.0	0.0	0.0	0.0	0.0	244.0	12.0	15.0	0.0	0.0	0.0	2.0	3.0	276.0
17:45 - 18:45	10.0	0.0	1.0	0.0	0.0	2.0	0.0	0.0	13.0	0.0	0.0	0.0	0.0	0.0	0.0	0.0	0.0	0.0	232.0	10.0	15.0	0.0	0.0	0.0	1.6	3.0	261.6
18:00 - 19:00	12.0	0.0	1.0	0.0	0.0	2.0	0.0	0.0	15.0	0.0	0.0	0.0	0.0	0.0	0.0	0.0	0.0	0.0	209.0	11.0	13.0	0.0	0.0	0.0	1.6	2.6	237.2

Times	C to A									C to B									C to C								
	Cars	LGV	Amb	OGV1	OGV2	PSV	M/B	Cyc	Total	Cars	LGV	Amb	OGV1	OGV2	PSV	M/B	Cyc	Total	Cars	LGV	Amb	OGV1	OGV2	PSV	M/B	Cyc	Total
07:00 - 08:00	15.0	2.0	196.0	0.0	0.0	0.0	0.4	0.4	213.8	196.0	18.0	0.0	3.0	0.0	14.0	0.4	2.4	233.8	0.0	0.0	0.0	0.0	0.0	0.0	0.0	0.0	0.0
07:15 - 08:15	19.0	2.0	280.0	0.0	0.0	0.0	0.4	0.2	301.6	280.0	23.0	0.0	6.0	0.0	14.0	0.0	2.4	325.4	0.0	0.0	0.0	0.0	0.0	0.0	0.0	0.0	0.0
07:30 - 08:30	17.0	2.0	390.0	0.0	0.0	0.0	0.0	0.0	409.0	390.0	26.0	0.0	9.0	0.0	8.0	0.0	2.8	435.8	0.0	0.0	0.0	0.0	0.0	0.0	0.0	0.0	0.0
07:45 - 08:45	17.0	1.0	422.0	0.0	0.0	0.0	0.0	0.0	440.0	422.0	29.0	0.0	6.0	0.0	12.0	0.4	3.2	472.6	0.0	0.0	0.0	0.0	0.0	0.0	0.0	0.0	0.0
08:00 - 09:00	14.0	1.0	397.0	0.0	0.0	0.0	0.0	0.0	412.0	397.0	20.0	0.0	6.0	0.0	10.0	0.8	3.6	437.4	0.0	0.0	0.0	0.0	0.0	0.0	0.0	0.0	0.0
08:15 - 09:15	10.0	3.0	333.0	0.0	2.3	0.0	0.0	0.0	348.3	333.0	17.0	0.0	4.5	0.0	10.0	0.8	2.6	367.9	0.0	0.0	0.0	0.0	0.0	0.0	0.0	0.0	0.0
08:30 - 09:30	12.0	3.0	256.0	0.0	2.3	0.0	0.0	0.0	273.3	256.0	16.0	0.0	3.0	0.0	12.0	0.8	2.0	289.8	0.0	0.0	0.0	0.0	0.0	0.0	0.0	0.0	0.0
08:45 - 09:45	13.0	3.0	216.0	0.0	2.3	0.0	0.0	0.0	234.3	216.0	14.0	0.0	4.5	2.3	10.0	0.4	1.8	249.0	0.0	0.0	0.0	0.0	0.0	0.0	0.0	0.0	0.0
09:00 - 10:00	19.0	3.0	198.0	0.0	2.3	0.0	0.0	0.2	222.5	198.0	15.0	0.0	6.0	2.3	14.0	0.0	1.4	236.7	0.0	0.0	0.0	0.0	0.0	0.0	0.0	0.0	0.0
09:15 - 10:15	20.0	1.0	176.0	0.0	0.0	0.0	0.0	0.2	197.2	176.0	14.0	0.0	7.5	2.3	12.0	0.0	1.4	213.2	0.0	0.0	0.0	0.0	0.0	0.0	0.0	0.0	0.0
09:30 - 10:30	14.0	1.0	152.0	0.0	0.0	0.0	0.0	0.2	167.2	152.0	15.0	0.0	7.5	2.3	14.0	0.4	1.2	192.4	0.0	0.0	0.0	0.0	0.0	0.0	0.0	0.0	0.0
09:45 - 10:45	12.0	0.0	136.0	0.0	0.0	0.0	0.0	0.2	148.2	136.0	15.0	0.0	9.0	0.0	12.0	0.4	0.4	172.8	0.0	0.0	0.0	0.0	0.0	0.0	0.0	0.0	0.0
10:00 - 11:00	5.0	0.0	135.0	0.0	0.0	0.0	0.0	0.0	140.0	135.0	14.0	0.0	7.5	0.0	8.0	0.4	0.6	165.5	0.0	0.0	0.0	0.0	0.0	0.0	0.0	0.0	0.0
10:15 - 11:15	6.0	0.0	142.0	0.0	0.0	0.0	0.0	0.0	148.0	142.0	16.0	0.0	4.5	0.0	12.0	0.4	0.6	175.5	0.0	0.0	0.0	0.0	0.0	0.0	0.0	0.0	0.0
10:30 - 11:30	5.0	0.0	126.0	0.0	0.0	0.0	0.0	0.0	131.0	126.0	11.0	0.0	3.0	0.0	10.0	0.0	1.0	151.0	0.0	0.0	0.0	0.0	0.0	0.0	0.0	0.0	0.0
10:45 - 11:45	6.0	0.0	132.0	0.0	0.0	0.0	0.0	0.0	138.0	132.0	13.0	0.0	0.0	0.0	12.0	0.0	1.0	158.0	0.0	0.0	0.0	0.0	0.0	0.0	0.0	0.0	0.0
11:00 - 12:00	7.0	0.0	134.0	0.0	0.0	0.0	0.0	0.0	141.0	134.0	14.0	0.0	0.0	0.0	12.0	0.0	1.4	161.4	0.0	0.0	0.0	0.0	0.0	0.0	0.0	0.0	0.0
11:15 - 12:15	4.0	1.0	143.0	0.0	0.0	0.0	0.0	0.0	148.0	143.0	11.0	0.0	0.0	0.0	10.0	0.4	3.8	168.2	0.0	0.0	0.0	0.0	0.0	0.0	0.0	0.0	0.0
11:30 - 12:30	5.0	2.0	152.0	0.0	0.0	0.0	0.0	0.0	159.0	152.0	12.0	0.0	0.0	0.0	10.0	0.8	3.4	178.2	0.0	0.0	0.0	0.0	0.0	0.0	0.0	0.0	0.0
11:45 - 12:45	4.0	2.0	147.0	0.0	0.0	0.0	0.0	0.0	153.0	147.0	15.0	0.0	3.0	0.0	8.0	0.8	4.0	177.8	0.0	0.0	0.0	0.0	0.0	0.0	0.0	0.0	0.0
12:00 - 13:00	5.0	4.0	145.0	0.0	0.0	0.0	0.0	0.0	154.0	145.0	16.0	0.0	3.0	0.0	8.0	0.8	4.0	176.8	0.0	0.0	0.0	0.0	0.0	0.0	0.0	0.0	0.0
12:15 - 13:15	6.0	3.0	135.0	0.0	0.0	0.0	0.0	0.0	144.0	135.0	17.0	0.0	3.0	0.0	8.0	0.4	2.4	165.8	0.0	0.0	0.0	0.0	0.0	0.0	0.0	0.0	0.0
12:30 - 13:30	8.0	2.0	136.0	0.0	0.0	0.0	0.0	0.0	146.0	136.0	16.0	0.0	3.0	0.0	8.0	0.0	3.0	166.0	0.0	0.0	0.0	0.0	0.0	0.0	0.0	0.0	0.0
12:45 - 13:45	10.0	3.0	140.0	0.0	0.0	0.0	0.0	0.0	153.0	140.0	9.0	0.0	0.0	0.0	8.0	0.0	3.2	160.2	0.0	0.0	0.0	0.0	0.0	0.0	0.0	0.0	0.0
13:00 - 14:00	10.0	1.0	138.0	1.5	0.0	0.0	0.0	0.0	150.5	138.0	6.0	0.0	0.0	0.0	8.0	0.0	2.8	154.8	0.0	0.0	0.0	0.0	0.0	0.0	0.0	0.0	0.0
13:15 - 14:15	12.0	1.0	139.0	1.5	0.0	0.0	0.0	0.0	153.5	139.0	6.0	0.0	0.0	0.0	8.0	0.0	3.0	156.0	0.0	0.0	0.0	0.0	0.0	0.0	0.0	0.0	0.0
13:30 - 14:30	13.0	1.0	149.0	1.5	0.0	0.0	0.0	0.0	164.5	149.0	7.0	0.0	0.0	0.0	8.0	0.0	2.2	166.2	0.0	0.0	0.0	0.0	0.0	0.0	0.0	0.0	0.0
13:45 - 14:45	10.0	0.0	148.0	1.5	0.0	0.0	0.0	0.0	159.5	148.0	13.0	0.0	1.5	0.0	8.0	0.0	1.4	171.9	0.0	0.0	0.0	0.0	0.0	0.0	0.0	0.0	0.0
14:00 - 15:00	8.0	0.0	157.0	0.0	0.0	0.0	0.0	0.0	165.0	157.0	12.0	0.0	3.0	0.0	8.0	0.4	1.4	181.8	0.0	0.0	0.0	0.0	0.0	0.0	0.0	0.0	0.0
14:15 - 15:15	10.0	0.0	174.0	0.0	0.0	0.0	0.0	0.0	184.0	174.0	11.0	0.0	3.0	0.0	10.0	0.8	1.0	199.8	0.0	0.0	0.0	0.0	0.0	0.0	0.0	0.0	0.0
14:30 - 15:30	9.0	0.0	180.0	0.0	0.0	0.0	0.0	0.0	189.0	180.0	15.0	0.0	3.0	0.0	12.0	0.8	1.6	212.4	0.0	0.0	0.0	0.0	0.0	0.0	0.0	0.0	0.0
14:45 - 15:45	9.0	0.0	194.0	0.0	0.0	0.0	0.0	0.0	203.0	194.0	14.0	0.0	4.5	0.0	10.0	0.8	2.2	225.5	0.0	0.0	0.0	0.0	0.0	0.0	0.0	0.0	0.0
15:00 - 16:00	14.0	0.0	222.0	0.0	0.0	0.0	0.0	0.0	236.0	222.0	18.0	0.0	3.0	0.0	10.0	0.8	2.2	256.0	0.0	0.0	0.0	0.0	0.0	0.0	0.0	0.0	0.0
15:15 - 16:15	13.0	1.0	254.0	0.0	0.0	0.0	0.0	0.0	268.0	254.0	24.0	0.0	4.5	0.0	8.0	0.4	2.0	292.9	0.0	0.0	0.0	0.0	0.0	0.0	0.0	0.0	0.0
15:30 - 16:30	12.0	1.0	280.0	0.0	0.0	0.0	0.0	0.0	293.0	280.0	24.0	0.0	4.5	0.0	8.0	0.8	1.8	319.1	0.0	0.0	0.0	0.0	0.0	0.0	0.0	0.0	0.0
15:45 - 16:45	12.0	2.0	310.0	0.0	0.0	0.0	0.0	0.0	324.0	310.0	24.0	0.0	1.5	0.0	8.0	0.8	1.2	345.5	0.0	0.0	0.0	0.0	0.0	0.0	0.0	0.0	0.0
16:00 - 17:00	10.0	2.0	313.0	0.0	0.0	0.0	0.0	0.0	325.0	313.0	22.0	0.0	1.5	0.0	8.0	0.4	3.0	347.9	0.0	0.0	0.0	0.0	0.0	0.0	0.0	0.0	0.0
16:15 - 17:15	7.0	1.0	305.0	0.0	0.0	0.0	0.0	0.0	313.0	305.0	18.0	0.0	0.0	0.0	8.0	0.8	3.8	335.6	0.0	0.0	0.0	0.0	0.0	0.0	0.0	0.0	0.0
16:30 - 17:30	9.0	1.0	338.0	0.0	0.0	0.0	0.0	0.0	348.0	338.0	16.0	0.0	0.0	0.0	8.0	0.4	3.6	366.0	0.0	0.0	0.0	0.0	0.0	0.0	0.0	0.0	0.0
16:45 - 17:45	9.0	0.0	396.0	0.0	0.0	0.0	0.0	0.0	405.0	396.0	21.0	0.0	0.0	0.0	8.0	0.8	4.0	429.8	0.0	0.0	0.0	0.0	0.0	0.0	0.0	0.0	0.0
17:00 - 18:00	7.0	0.0	466.0	0.0	0.0	0.0	0.0	0.0	473.0	466.0	23.0	0.0	0.0	0.0	10.0	1.2	2.4	502.6	0.0	0.0	0.0	0.0	0.0	0.0	0.0	0.0	0.0
17:15 - 18:15	8.0	1.0	506.0	0.0	0.0	0.0	0.0	0.0	515.0	506.0	22.0	0.0	0.0	0.0	12.0	0.8	1.4	542.2	0.0	0.0	0.0	0.0	0.0	0.0	0.0	0.0	0.0
17:30 - 18:30	5.0	1.0	455.0	0.0	0.0	0.0	0.0	0.0	461.0	455.0	20.0	0.0	0.0	0.0	12.0	2.0	1.8	490.8	0.0	0.0	0.0	0.0	0.0	0.0	0.0	0.0	0.0
17:45 - 18:45	7.0	1.0	355.0	0.0	0.0	0.0	0.0	0.0	363.0	355.0	11.0	0.0	0.0	0.0	12.0	1.6	1.4	381.0	0.0	0.0	0.0	0.0	0.0	0.0	0.0	0.0	0.0
18:00 - 19:00	6.0	1.0	266.0	0.0	0.0	0.0	0.0	0.0	273.0	266.0	8.0	0.0	0.0	0.0	10.0	1.2	1.2	286.4	0.0	0.0	0.0	0.0	0.0	0.0	0.0	0.0	0.0

Times	A to A									A to B									A to C								
	Cars	LGV	Amb	OGV1	OGV2	PSV	M/B	Cyc	Total	Cars	LGV	Amb	OGV1	OGV2	PSV	M/B	Cyc	Total	Cars	LGV	Amb	OGV1	OGV2	PSV	M/B	Cyc	Total
07:45 - 08:45	0.0	0.0	0.0	0.0	0.0	0.0	0.0	0.0	0.0	44.0	3.0	1.0	1.5	0.0	0.0	0.0	0.0	49.5	4.0	0.0	0.0	0.0	0.0	0.0	0.0	0.0	4.0
15:15 - 16:15	0.0	0.0	0.0	0.0	0.0	0.0	0.0	0.0	0.0	72.0	2.0	0.0	0.0	0.0	0.0	0.8	0.6	75.4	15.0	2.0	0.0	0.0	0.0	0.0	0.0	0.0	17.0
17:15 - 18:15	0.0	0.0	0.0	0.0	0.0	0.0	0.0	0.0	0.0	86.0	1.0	0.0	0.0	0.0	0.0	0.4	2.0	89.4	13.0	0.0	0.0	0.0	0.0	0.0	0.0	0.2	13.2

Times	B to A									B to B									B to C								
	Cars	LGV	Amb	OGV1	OGV2	PSV	M/B	Cyc	Total	Cars	LGV	Amb	OGV1	OGV2	PSV	M/B	Cyc	Total	Cars	LGV	Amb	OGV1	OGV2	PSV	M/B	Cyc	Total
07:45 - 08:45	####	5.0	1.0	0.0	0.0	2.0	0.8	1.8	####	0.0	0.0	0.0	0.0	0.0	0.0	0.0	0.0	0.0	####	20.0	6.0	4.5	0.0	6.0	1.2	1.2	####
15:15 - 16:15	31.0	2.0	2.0	0.0	0.0	4.0	0.8	0.0	39.8	0.0	0.0	0.0	0.0	0.0	0.0	0.0	0.0	0.0	####	25.0	5.0	0.0	0.0	2.0	0.8	1.0	####
17:15 - 18:15	19.0	1.0	2.0	0.0	0.0	4.0	0.0	0.0	26.0	0.0	0.0	0.0	0.0	0.0	0.0	0.0	0.0	0.0	####	12.0	13.0	0.0	0.0	0.0	1.6	2.6	####

Times	C to A									C to B									C to C								
	Cars	LGV	Amb	OGV1	OGV2	PSV	M/B	Cyc	Total	Cars	LGV	Amb	OGV1	OGV2	PSV	M/B	Cyc	Total	Cars	LGV	Amb	OGV1	OGV2	PSV	M/B	Cyc	Total
07:45 - 08:45	17.0	1.0	####	0.0	0.0	0.0	0.0	0.0	####	####	29.0	0.0	6.0	0.0	12.0	0.4	3.2	####	0.0	0.0	0.0	0.0	0.0	0.0	0.0	0.0	0.0
15:15 - 16:15	13.0	1.0	####	0.0	0.0	0.0	0.0	0.0	####	####	24.0	0.0	4.5	0.0	8.0	0.4	2.0	####	0.0	0.0	0.0	0.0	0.0	0.0	0.0	0.0	0.0
17:15 - 18:15	8.0	1.0	####	0.0	0.0	0.0	0.0	0.0	####	####	22.0	0.0	0.0	0.0	12.0	0.8	1.4	####	0.0	0.0	0.0	0.0	0.0	0.0	0.0	0.0	0.0

ADVANCED TRANSPORT RESEARCH

Job Number & Name: 21326 Epsom Hospital

Site Number/Name: Site 3 - Woodcote Green Road/Hospital Access

Client: Mayer Brown

Date: 23/05/2019

Weather: Sunny, Dry

Comments: None

Advanced Transport Research		*Job Number & Name:*	21326 Epsom Hospital
Site 3 - Woodcote Green Road/Hospital Access		*Date:*	Thursday 23 May 2019

Job Type:	Junction Count				
Co-ordinates:	51° 19'26.70"N, 0° 16'19.68"W	*Postcode:*	KT18 7DG	*Times:*	0700-1900



Advanced Transport Research	*Job Number & Name:*	21326 Epsom Hospital
Site 3 - Woodcote Green Road/Hospital Access	*Client:*	Mayer Brown
Flow Diagram	*Date:*	Thursday 23 May 2019

Select Period 07:15

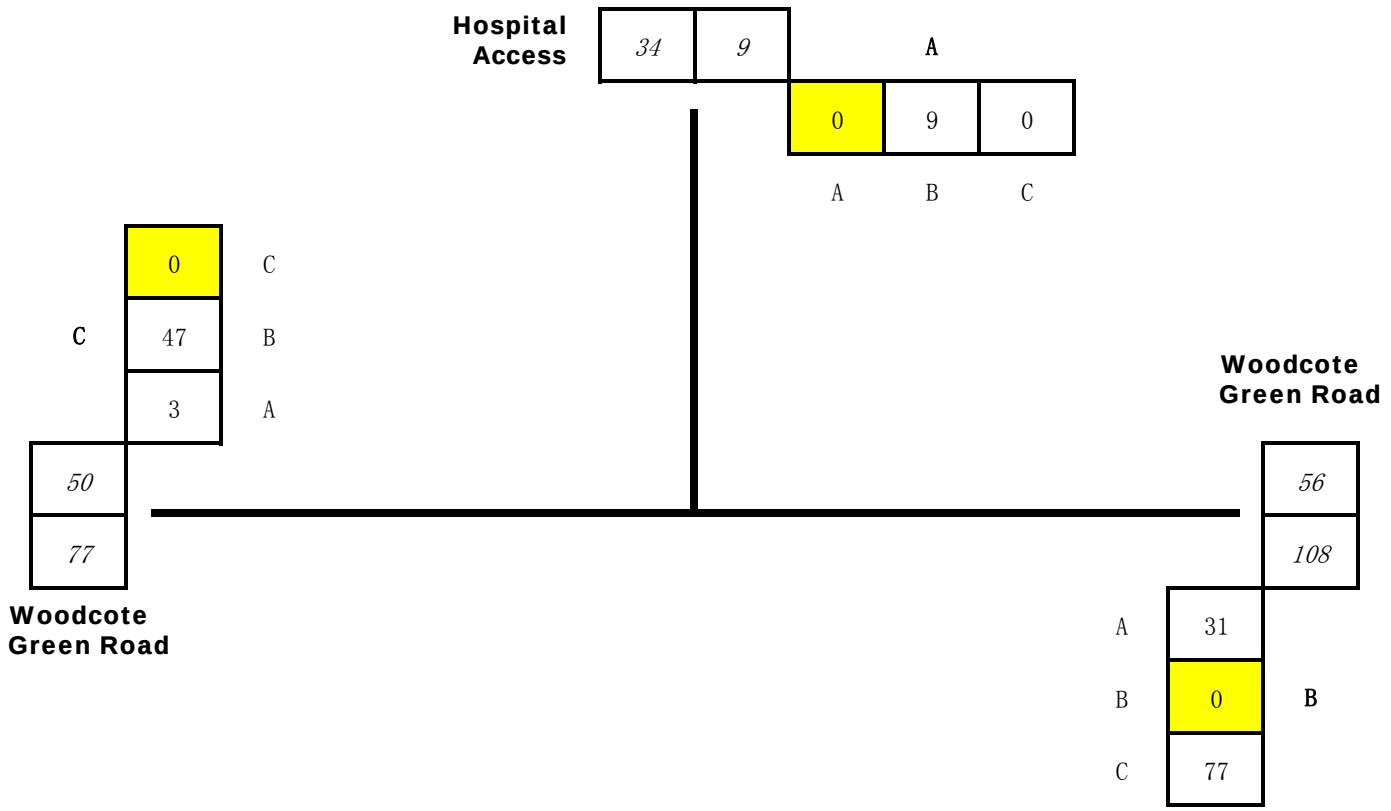

Advanced Transport Research
Site 3 - Woodcote Green Road/Hospital Access
Classified Counts

Job Number & Name: 21326 Epsom Hospital
Client: Mayer Brown
Date: Thursday 23 May 2019

	A to A								A to B							
Times	Cars	LGV	Amb	OGV1	OGV2	PSV	M/B	Cyc	Cars	LGV	Amb	OGV1	OGV2	PSV	M/B	Cyc
07:00 - 07:15	0	0	0	0	0	0	0	0	11	0	0	1	0	0	0	0
07:15 - 07:30	0	0	0	0	0	0	0	0	8	1	0	0	0	0	0	0
07:30 - 07:45	0	0	0	0	0	0	0	0	8	1	0	0	0	0	0	0
07:45 - 08:00	0	0	0	0	0	0	0	0	9	0	1	0	0	0	0	0
08:00 - 08:15	0	0	0	0	0	0	0	0	18	1	0	0	0	0	0	0
08:15 - 08:30	0	0	0	0	0	0	0	0	13	1	0	0	0	0	0	0
08:30 - 08:45	0	0	0	0	0	0	0	0	14	0	0	0	0	0	0	0
08:45 - 09:00	0	0	0	0	0	0	0	0	7	1	0	2	0	0	0	1
09:00 - 09:15	0	0	0	0	0	0	0	0	3	1	0	0	0	0	0	0
09:15 - 09:30	0	0	0	0	0	0	0	0	3	0	0	0	0	0	0	1
09:30 - 09:45	0	0	0	0	0	0	0	0	5	1	0	0	0	0	0	0
09:45 - 10:00	0	0	0	0	0	0	0	0	6	0	0	0	0	0	1	0
10:00 - 10:15	0	0	0	0	0	0	0	0	9	2	0	0	0	0	0	0
10:15 - 10:30	0	0	0	0	0	0	0	0	7	0	0	0	0	0	0	1
10:30 - 10:45	0	0	0	0	0	0	0	0	3	1	1	0	0	0	0	0
10:45 - 11:00	0	0	0	0	0	0	0	0	5	0	0	2	0	0	0	0
11:00 - 11:15	0	0	0	0	0	0	0	0	9	1	0	0	0	0	0	0
11:15 - 11:30	0	0	0	0	0	0	0	0	13	1	1	0	0	0	0	0
11:30 - 11:45	0	0	0	0	0	0	0	0	8	0	0	0	0	0	0	0
11:45 - 12:00	0	0	0	0	0	0	0	0	2	2	0	0	0	0	0	0
12:00 - 12:15	0	0	0	0	0	0	0	0	11	0	0	0	0	0	0	0
12:15 - 12:30	0	0	0	0	0	0	0	0	9	2	0	0	0	0	0	1
12:30 - 12:45	0	0	0	0	0	0	0	0	6	1	2	0	0	0	0	0
12:45 - 13:00	0	0	0	0	0	0	0	0	10	0	0	0	0	0	1	2
13:00 - 13:15	0	0	0	0	0	0	0	0	5	1	2	0	0	0	0	1
13:15 - 13:30	0	0	0	0	0	0	0	0	11	0	0	0	0	0	0	1
13:30 - 13:45	0	0	0	0	0	0	0	0	11	2	0	0	0	0	0	0
13:45 - 14:00	0	0	0	0	0	0	0	0	5	3	1	0	0	0	0	0
14:00 - 14:15	0	0	0	0	0	0	0	0	4	0	0	0	0	0	0	1
14:15 - 14:30	0	0	0	0	0	0	0	0	10	0	0	0	0	0	0	1
14:30 - 14:45	0	0	0	0	0	0	0	0	10	0	1	0	0	0	0	0
14:45 - 15:00	0	0	0	0	0	0	0	0	10	0	1	0	0	0	1	0
15:00 - 15:15	0	0	0	0	0	0	0	0	8	1	1	0	0	0	1	0
15:15 - 15:30	0	0	0	0	0	0	0	0	14	0	0	0	0	0	0	0
15:30 - 15:45	0	0	0	0	0	0	0	0	10	0	0	0	0	0	0	0
15:45 - 16:00	0	0	0	0	0	0	0	0	17	2	0	0	0	0	0	0
16:00 - 16:15	0	0	0	0	0	0	0	0	28	2	0	0	0	0	0	0
16:15 - 16:30	0	0	0	0	0	0	0	0	14	1	0	0	0	0	0	1
16:30 - 16:45	0	0	0	0	0	0	0	0	32	3	0	0	0	0	1	0
16:45 - 17:00	0	0	0	0	0	0	0	0	20	0	0	0	0	0	0	0
17:00 - 17:15	0	0	0	0	0	0	0	0	20	1	0	0	0	0	1	0
17:15 - 17:30	0	0	0	0	0	0	0	0	21	0	0	0	0	0	0	3
17:30 - 17:45	0	0	0	0	0	0	0	0	23	0	0	0	0	0	0	1
17:45 - 18:00	0	0	0	0	0	0	0	0	9	0	0	0	0	0	0	0
18:00 - 18:15	0	0	0	0	0	0	0	0	16	2	0	0	0	0	0	0
18:15 - 18:30	0	0	0	0	0	0	0	0	9	0	1	0	0	0	0	0
18:30 - 18:45	0	0	0	0	0	0	0	0	6	0	0	0	0	0	0	1
18:45 - 19:00	0	0	0	0	0	0	0	0	5	0	0	0	0	0	0	0

	A to C								B to A							
Times	Cars	LGV	Amb	OGV1	OGV2	PSV	M/B	Cyc	Cars	LGV	Amb	OGV1	OGV2	PSV	M/B	Cyc
07:00 - 07:15	0	1	0	0	0	0	0	0	18	5	0	1	0	1	1	0
07:15 - 07:30	0	0	0	0	0	0	0	0	29	0	0	0	0	1	1	0
07:30 - 07:45	1	0	0	0	0	0	0	0	28	1	0	0	0	0	0	2
07:45 - 08:00	1	0	0	1	0	0	0	0	47	0	0	0	0	0	0	2
08:00 - 08:15	3	0	0	0	0	0	0	0	50	0	1	0	0	0	0	1
08:15 - 08:30	1	0	0	0	0	0	0	0	35	2	0	0	0	1	0	1
08:30 - 08:45	4	0	0	0	0	0	0	2	19	2	0	1	0	0	0	2
08:45 - 09:00	7	0	0	0	0	0	0	0	6	0	1	0	0	0	0	0
09:00 - 09:15	1	1	0	0	0	0	0	0	9	2	1	0	0	1	0	1
09:15 - 09:30	2	2	0	0	0	0	0	0	6	0	0	1	0	1	1	1
09:30 - 09:45	3	0	0	1	0	0	0	0	6	2	0	0	0	1	0	0
09:45 - 10:00	1	0	0	1	0	0	0	0	11	1	1	0	0	0	0	0
10:00 - 10:15	0	1	0	0	0	0	0	0	3	1	0	0	0	1	1	0
10:15 - 10:30	4	0	0	0	0	0	0	0	4	2	0	0	0	0	0	0
10:30 - 10:45	0	0	0	0	0	0	0	0	9	1	0	0	0	0	0	0
10:45 - 11:00	3	0	1	0	0	0	0	0	6	0	0	1	0	1	0	0
11:00 - 11:15	2	0	0	0	0	0	0	0	7	1	1	0	0	0	1	0
11:15 - 11:30	6	0	1	0	0	0	0	0	6	0	0	0	0	1	0	1
11:30 - 11:45	5	0	0	0	0	0	0	0	3	1	0	0	0	0	0	1
11:45 - 12:00	1	1	0	0	0	0	0	0	3	0	2	0	0	1	0	0
12:00 - 12:15	2	0	1	0	0	0	0	0	4	1	0	0	0	0	0	0
12:15 - 12:30	1	0	0	0	0	0	0	0	11	0	2	0	0	0	0	0
12:30 - 12:45	2	0	0	0	0	0	0	0	5	0	1	0	0	1	1	0
12:45 - 13:00	1	0	0	0	0	0	0	0	6	0	0	0	0	0	0	0
13:00 - 13:15	5	1	1	0	0	0	0	0	11	1	0	0	0	1	1	0
13:15 - 13:30	2	1	0	0	0	0	0	1	3	1	0	0	0	0	0	0
13:30 - 13:45	4	0	0	0	0	0	0	0	6	1	0	0	0	1	0	0
13:45 - 14:00	4	0	0	0	0	0	0	1	5	0	0	0	0	0	0	1
14:00 - 14:15	2	0	0	0	0	0	0	0	8	2	0	1	0	1	0	0
14:15 - 14:30	4	1	0	1	0	0	0	0	4	0	1	0	0	0	0	0
14:30 - 14:45	2	3	0	0	0	0	0	0	3	0	0	0	0	0	0	0
14:45 - 15:00	3	0	1	0	0	0	0	0	7	1	0	0	0	1	0	0
15:00 - 15:15	3	1	0	0	0	0	0	0	8	1	0	0	0	0	0	0
15:15 - 15:30	1	0	0	0	0	0	0	0	5	2	0	0	0	1	0	0
15:30 - 15:45	0	0	0	0	0	0	0	0	4	0	0	0	0	0	0	0
15:45 - 16:00	1	0	0	0	0	0	0	0	8	0	0	0	0	0	1	0
16:00 - 16:15	5	4	0	0	0	0	0	0	6	1	0	0	0	1	0	0
16:15 - 16:30	2	0	0	0	0	0	0	0	6	0	0	0	0	0	0	0
16:30 - 16:45	1	0	0	0	0	0	0	0	9	0	0	0	0	1	1	0
16:45 - 17:00	2	0	0	0	0	0	0	0	4	0	0	0	0	0	1	0
17:00 - 17:15	6	0	0	0	0	0	0	0	7	0	0	0	0	0	0	0
17:15 - 17:30	2	0	0	0	0	0	0	0	3	1	0	0	0	0	0	0
17:30 - 17:45	6	0	0	0	0	0	0	0	2	0	0	0	0	1	0	0
17:45 - 18:00	7	0	0	0	0	0	0	0	4	0	0	0	0	0	0	0
18:00 - 18:15	3	0	0	0	0	0	0	0	6	1	0	0	0	1	0	0
18:15 - 18:30	2	0	0	0	0	0	0	0	2	0	0	0	0	0	0	0
18:30 - 18:45	2	0	0	0	0	0	0	0	4	0	0	0	0	1	0	0
18:45 - 19:00	0	0	0	0	0	0	0	0	3	0	0	0	0	0	0	0

	B to B								B to C							
Times	Cars	LGV	Amb	OGV1	OGV2	PSV	M/B	Cyc	Cars	LGV	Amb	OGV1	OGV2	PSV	M/B	Cyc
07:00 - 07:15	0	0	0	0	0	0	0	0	62	2	0	1	0	0	0	1
07:15 - 07:30	0	0	0	0	0	0	0	0	71	5	0	1	0	0	0	0
07:30 - 07:45	0	0	0	0	0	0	0	0	86	6	0	2	0	0	0	2
07:45 - 08:00	0	0	0	0	0	0	0	0	117	6	0	5	0	2	0	1
08:00 - 08:15	0	0	0	0	0	0	0	0	139	8	0	0	0	2	1	2
08:15 - 08:30	0	0	0	0	0	0	0	0	97	5	0	1	1	0	2	1
08:30 - 08:45	0	0	0	0	0	0	0	0	59	6	0	0	1	0	0	6
08:45 - 09:00	0	0	0	0	0	0	0	0	72	7	0	0	0	0	1	4
09:00 - 09:15	0	0	0	0	0	0	0	0	56	6	0	0	0	0	0	2
09:15 - 09:30	0	0	0	0	0	0	0	0	35	4	0	0	0	0	0	12
09:30 - 09:45	0	0	0	0	0	0	0	0	39	6	0	1	0	0	0	0
09:45 - 10:00	0	0	0	0	0	0	0	0	42	6	0	0	0	0	0	0
10:00 - 10:15	0	0	0	0	0	0	0	0	45	2	0	1	0	0	0	3
10:15 - 10:30	0	0	0	0	0	0	0	0	50	3	0	0	0	0	0	1
10:30 - 10:45	0	0	0	0	0	0	0	0	39	3	0	1	1	0	1	0
10:45 - 11:00	0	0	0	0	0	0	0	0	44	4	0	2	0	0	0	0
11:00 - 11:15	0	0	0	0	0	0	0	0	33	1	1	2	0	0	2	13
11:15 - 11:30	0	0	0	0	0	0	0	0	42	5	0	2	0	0	1	1
11:30 - 11:45	0	0	0	0	0	0	0	0	49	6	0	0	0	0	0	3
11:45 - 12:00	0	0	0	0	0	0	0	0	55	0	0	0	0	0	0	0
12:00 - 12:15	0	1	0	0	0	0	0	0	44	4	0	0	1	0	1	1
12:15 - 12:30	0	0	0	0	0	0	0	0	51	2	0	0	0	0	1	3
12:30 - 12:45	0	0	0	0	0	0	0	0	50	7	0	1	0	0	0	0
12:45 - 13:00	0	0	0	0	0	0	0	0	54	3	0	1	0	0	0	3
13:00 - 13:15	0	0	0	0	0	0	0	0	54	2	0	0	0	0	0	0
13:15 - 13:30	0	0	0	0	0	0	0	0	32	8	0	0	0	0	0	1
13:30 - 13:45	0	0	0	0	0	0	0	0	35	2	0	0	0	0	0	1
13:45 - 14:00	1	0	0	0	0	0	0	0	31	5	0	1	1	0	0	1
14:00 - 14:15	0	0	0	0	0	0	0	0	47	5	0	0	0	0	0	1
14:15 - 14:30	0	0	0	0	0	0	0	0	41	2	0	0	0	0	0	0
14:30 - 14:45	0	0	0	0	0	0	0	0	33	5	0	2	0	1	1	0
14:45 - 15:00	0	0	0	0	0	0	0	0	43	4	0	1	0	0	2	1
15:00 - 15:15	0	0	0	0	0	0	0	0	53	9	0	0	0	1	0	0
15:15 - 15:30	0	0	0	0	0	0	0	0	57	5	0	0	0	1	3	2
15:30 - 15:45	0	0	0	0	0	0	0	0	63	3	0	0	0	0	0	3
15:45 - 16:00	0	0	0	0	0	0	0	0	59	4	0	1	0	0	0	1
16:00 - 16:15	0	0	0	0	0	0	0	0	48	4	0	0	0	0	0	1
16:15 - 16:30	0	0	0	0	0	0	0	0	49	5	0	0	0	0	0	0
16:30 - 16:45	0	0	0	0	0	0	0	0	58	5	0	0	0	0	0	4
16:45 - 17:00	0	0	0	0	0	0	0	0	60	1	0	0	0	1	2	3
17:00 - 17:15	0	0	0	0	0	0	0	0	61	2	0	0	0	0	1	2
17:15 - 17:30	0	0	0	0	0	0	0	0	50	4	0	0	0	0	2	1
17:30 - 17:45	0	0	0	0	0	0	0	0	76	3	0	0	0	0	2	7
17:45 - 18:00	0	0	0	0	0	0	0	0	67	4	0	0	0	0	0	4
18:00 - 18:15	0	0	0	0	0	0	0	0	67	1	0	0	0	0	0	3
18:15 - 18:30	0	0	0	0	0	0	0	0	62	1	0	0	0	0	0	5
18:30 - 18:45	0	0	0	0	0	0	0	0	44	2	0	0	0	0	1	5
18:45 - 19:00	0	0	0	0	0	0	0	0	38	3	0	0	0	0	0	3

	C to A								C to B								C to C							
Times	Cars	LGV	Amb	OGV1	OGV2	PSV	M/B	Cyc	Cars	LGV	Amb	OGV1	OGV2	PSV	M/B	Cyc	Cars	LGV	Amb	OGV1	OGV2	PSV	M/B	Cyc
07:00 - 07:15	1	0	0	0	0	0	0	0	35	0	0	0	0	1	0	2	0	0	0	0	0	0	0	0
07:15 - 07:30	3	0	0	0	0	0	0	0	37	2	0	2	0	3	0	3	0	0	0	0	0	0	0	0
07:30 - 07:45	8	0	0	0	0	0	0	0	58	1	0	1	0	1	0	4	0	0	0	0	0	0	0	0
07:45 - 08:00	3	1	0	0	0	0	0	0	77	8	0	0	0	2	1	2	0	0	0	0	0	0	0	0
08:00 - 08:15	5	0	0	0	0	0	0	1	84	4	0	1	0	1	1	4	0	0	0	0	0	0	0	0
08:15 - 08:30	7	0	0	0	0	0	0	0	132	7	0	2	0	0	0	3	0	0	0	0	0	0	0	0
08:30 - 08:45	0	0	0	0	0	0	0	0	98	6	0	1	0	2	1	0	0	0	0	0	0	0	0	0
08:45 - 09:00	6	0	0	0	0	0	0	0	58	5	0	0	1	1	0	4	0	0	0	0	0	0	0	0
09:00 - 09:15	4	1	0	0	0	0	0	0	43	10	0	1	0	1	0	1	0	0	0	0	0	0	0	0
09:15 - 09:30	3	0	0	0	0	0	0	0	55	3	0	1	0	2	0	0	0	0	0	0	0	0	0	0
09:30 - 09:45	2	0	0	0	0	0	0	0	43	4	0	2	0	1	0	2	0	0	0	0	0	0	0	0
09:45 - 10:00	2	0	1	0	0	0	0	0	43	1	0	0	1	1	0	2	0	0	0	0	0	0	0	0
10:00 - 10:15	1	0	0	0	0	0	0	1	38	3	0	0	0	0	0	0	0	0	0	0	0	0	0	0
10:15 - 10:30	0	0	1	0	0	0	0	0	40	5	0	0	0	2	0	1	0	0	0	0	0	0	0	0
10:30 - 10:45	0	0	0	1	0	0	0	0	33	2	1	1	0	1	0	1	0	0	0	0	0	0	0	0
10:45 - 11:00	0	0	0	0	0	0	0	0	35	0	0	1	0	1	0	1	0	0	0	0	0	0	0	0
11:00 - 11:15	3	1	1	0	0	0	0	0	40	4	0	1	1	1	0	1	0	0	0	0	0	0	0	0
11:15 - 11:30	5	0	0	1	0	0	0	0	50	4	0	0	0	1	0	1	0	0	0	0	0	0	0	0
11:30 - 11:45	2	0	0	0	0	0	0	0	39	3	0	0	0	1	0	2	0	0	0	0	0	0	0	0
11:45 - 12:00	2	0	0	0	0	0	0	0	33	4	0	2	0	1	0	0	0	0	0	0	0	0	0	0
12:00 - 12:15	1	0	1	0	0	0	0	0	40	2	0	0	0	1	1	0	0	0	0	0	0	0	0	0
12:15 - 12:30	0	0	1	0	0	0	0	0	47	8	0	1	0	1	0	1	0	0	0	0	0	0	0	0
12:30 - 12:45	0	1	0	0	0	0	0	1	43	4	0	0	1	1	0	3	0	0	0	0	0	0	0	0
12:45 - 13:00	0	0	0	0	0	0	0	0	40	4	0	1	0	1	0	6	0	0	0	0	0	0	0	0
13:00 - 13:15	2	0	0	0	0	0	0	0	42	6	0	2	0	1	1	3	0	0	0	0	0	0	0	0
13:15 - 13:30	1	1	0	0	0	0	0	0	49	8	0	1	1	0	0	3	0	0	0	0	0	0	0	0
13:30 - 13:45	3	0	0	0	0	0	0	0	45	3	0	0	0	2	0	2	0	0	0	0	0	0	0	0
13:45 - 14:00	4	0	0	0	0	0	0	0	30	2	0	1	0	1	0	5	0	0	0	0	0	0	0	0
14:00 - 14:15	2	0	0	0	0	0	0	0	44	4	0	1	0	1	1	2	0	0	0	0	0	0	0	0
14:15 - 14:30	1	0	1	0	0	0	0	0	36	6	1	0	0	1	0	5	0	0	0	0	0	0	0	0
14:30 - 14:45	0	0	0	0	0	0	0	0	44	2	0	1	0	1	2	1	0	0	0	0	0	0	0	0
14:45 - 15:00	3	1	0	0	0	0	0	0	55	2	0	1	0	1	1	2	0	0	0	0	0	0	0	0
15:00 - 15:15	2	0	0	0	0	0	0	0	53	10	0	1	0	1	0	2	0	0	0	0	0	0	0	0
15:15 - 15:30	2	0	0	0	0	0	0	0	50	6	0	1	0	3	0	3	0	0	0	0	0	0	0	0
15:30 - 15:45	2	0	0	0	0	0	0	0	46	4	0	0	1	0	0	5	0	0	0	0	0	0	0	0
15:45 - 16:00	5	0	0	0	0	0	0	0	55	5	0	0	0	1	0	4	0	0	0	0	0	0	0	0
16:00 - 16:15	1	2	0	0	0	0	0	0	81	10	0	1	0	1	0	2	0	0	0	0	0	0	0	0
16:15 - 16:30	5	0	0	0	0	0	0	0	106	7	0	0	0	2	0	3	0	0	0	0	0	0	0	0
16:30 - 16:45	3	0	0	0	0	0	0	0	84	7	0	0	0	0	0	1	0	0	0	0	0	0	0	0
16:45 - 17:00	1	0	0	0	0	0	0	0	87	7	0	0	0	1	1	2	0	0	0	0	0	0	0	0
17:00 - 17:15	1	0	0	0	0	0	0	0	88	4	0	0	0	1	0	1	0	0	0	0	0	0	0	0
17:15 - 17:30	1	0	0	0	0	0	0	0	92	4	0	0	0	2	1	2	0	0	0	0	0	0	0	0
17:30 - 17:45	2	0	0	0	0	0	0	0	130	6	0	0	0	0	0	1	0	0	0	0	0	0	0	0
17:45 - 18:00	5	0	0	0	0	0	0	0	123	4	1	0	0	2	2	0	0	0	0	0	0	0	0	0
18:00 - 18:15	3	0	0	0	0	0	0	0	88	2	0	0	0	3	0	2	0	0	0	0	0	0	0	0
18:15 - 18:30	1	0	0	0	0	0	0	0	61	2	0	0	1	1	0	0	0	0	0	0	0	0	0	0
18:30 - 18:45	2	0	0	0	0	0	0	0	53	5	0	0	0	1	1	0	0	0	0	0	0	0	0	0
18:45 - 19:00	0	0	0	0	0	0	0	0	59	5	0	0	0	1	1	3	0	0	0	0	0	0	0	0

Advanced Transport Research

Site 3 - Woodcote Green Road/Hospital Access

PCU Values

Job Number & Name:	21326 Epsom Hospital
Client:	Mayer Brown
Date:	Thursday 23 May 2019

Times	A to A								A to B								A to C								B to A								B to B							
	Cars	LGV	Amb	OGV1	OGV2	PSV	M/B	Cyc	Cars	LGV	Amb	OGV1	OGV2	PSV	M/B	Cyc	Cars	LGV	Amb	OGV1	OGV2	PSV	M/B	Cyc	Cars	LGV	Amb	OGV1	OGV2	PSV	M/B	Cyc	Cars	LGV	Amb	OGV1	OGV2	PSV	M/B	Cyc
0000 - 0005	0.0	0.0	0.0	0.0	0.0	0.0	0.0	0.0	11.0	0.0	1.0	1.5	0.0	0.0	0.0	0.0	0.0	1.0	0.0	0.0	0.0	0.0	0.0	0.0	18.0	3.0	1.0	1.5	0.0	2.0	0.0	0.0	0.0	0.0	0.0	0.0	0.0	0.0	0.0	0.0
0005 - 0010	0.0	0.0	0.0	0.0	0.0	0.0	0.0	0.0	8.0	1.0	0.0	0.0	0.0	0.0	0.0	0.0	0.0	0.0	0.0	0.0	0.0	0.0	0.0	0.0	29.0	1.0	0.0	0.0	0.0	2.0	0.0	0.0	0.0	0.0	0.0	0.0	0.0	0.0	0.0	0.0
0010 - 0015	0.0	0.0	0.0	0.0	0.0	0.0	0.0	0.0	8.0	1.0	0.0	0.0	0.0	0.0	0.0	0.0	0.0	0.0	0.0	0.0	0.0	0.0	0.0	0.0	28.0	1.0	0.0	0.0	0.0	0.0	0.0	0.0	0.0	0.0	0.0	0.0	0.0	0.0	0.0	0.0
0015 - 0020	0.0	0.0	0.0	0.0	0.0	0.0	0.0	0.0	9.0	0.0	0.0	0.0	0.0	0.0	0.0	0.0	1.0	0.0	0.0	0.0	0.0	0.0	0.0	0.0	47.0	0.0	0.0	0.0	0.0	0.0	0.0	0.0	0.0	0.0	0.0	0.0	0.0	0.0	0.0	0.0
0020 - 0025	0.0	0.0	0.0	0.0	0.0	0.0	0.0	0.0	16.0	1.0	0.0	0.0	0.0	0.0	0.0	0.0	3.0	0.0	0.0	0.0	0.0	0.0	0.0	0.0	35.0	1.0	0.0	0.0	0.0	2.0	0.0	0.0	0.0	0.0	0.0	0.0	0.0	0.0	0.0	0.0
0025 - 0030	0.0	0.0	0.0	0.0	0.0	0.0	0.0	0.0	13.0	1.0	0.0	0.0	0.0	0.0	0.0	0.0	1.0	0.0	0.0	0.0	0.0	0.0	0.0	0.0	35.0	2.0	0.0	0.0	0.0	2.0	0.0	0.0	0.0	0.0	0.0	0.0	0.0	0.0	0.0	0.0
0030 - 0035	0.0	0.0	0.0	0.0	0.0	0.0	0.0	0.0	14.0	0.0	0.0	0.0	0.0	0.0	0.0	0.0	4.0	0.0	0.0	0.0	0.0	0.0	0.0	0.0	19.0	2.0	0.0	1.5	0.0	2.0	0.0	0.0	0.0	0.0	0.0	0.0	0.0	0.0	0.0	0.0
0035 - 0040	0.0	0.0	0.0	0.0	0.0	0.0	0.0	0.0	7.0	1.0	2.0	3.0	0.0	0.0	0.0	0.0	7.0	0.0	0.0	0.0	0.0	0.0	0.0	0.0	6.0	0.0	0.0	0.0	0.0	0.0	0.0	0.0	0.0	0.0	0.0	0.0	0.0	0.0	0.0	0.0
0040 - 0045	0.0	0.0	0.0	0.0	0.0	0.0	0.0	0.0	3.0	1.0	0.0	0.0	0.0	0.0	0.0	0.0	1.0	0.0	0.0	0.0	0.0	0.0	0.0	0.0	9.0	2.0	1.0	0.0	0.0	2.0	0.0	0.0	0.0	0.0	0.0	0.0	0.0	0.0	0.0	0.0
0045 - 0050	0.0	0.0	0.0	0.0	0.0	0.0	0.0	0.0	3.0	0.0	0.0	0.0	0.0	0.0	0.0	0.0	2.0	0.0	0.0	0.0	0.0	0.0	0.0	0.0	6.0	2.0	1.0	0.0	0.0	2.0	0.0	0.0	0.0	0.0	0.0	0.0	0.0	0.0	0.0	0.0
0050 - 0055	0.0	0.0	0.0	0.0	0.0	0.0	0.0	0.0	5.0	1.0	0.0	0.0	0.0	0.0	0.0	0.0	3.0	0.0	0.0	0.0	0.0	0.0	0.0	0.0	11.0	2.0	1.0	0.0	0.0	2.0	0.0	0.0	0.0	0.0	0.0	0.0	0.0	0.0	0.0	0.0
0055 - 0100	0.0	0.0	0.0	0.0	0.0	0.0	0.0	0.0	6.0	0.0	0.0	0.0	0.0	0.0	0.0	0.0	1.0	0.0	0.0	0.0	0.0	0.0	0.0	0.0	11.0	2.0	0.0	0.0	0.0	2.0	0.0	0.0	0.0	0.0	0.0	0.0	0.0	0.0	0.0	0.0
0100 - 0105	0.0	0.0	0.0	0.0	0.0	0.0	0.0	0.0	2.0	0.0	0.0	0.0	0.0	0.0	0.0	0.0	1.0	0.0	0.0	0.0	0.0	0.0	0.0	0.0	7.0	1.0	0.0	0.0	0.0	2.0	0.0	0.0	0.0	0.0	0.0	0.0	0.0	0.0	0.0	0.0
0105 - 0110	0.0	0.0	0.0	0.0	0.0	0.0	0.0	0.0	2.0	0.0	0.0	0.0	0.0	0.0	0.0	0.0	1.0	0.0	0.0	0.0	0.0	0.0	0.0	0.0	10.0	2.0	0.0	0.0	0.0	2.0	0.0	0.0	0.0	0.0	0.0	0.0	0.0	0.0	0.0	0.0
0110 - 0115	0.0	0.0	0.0	0.0	0.0	0.0	0.0	0.0	2.0	0.0	0.0	0.0	0.0	0.0	0.0	0.0	1.0	0.0	0.0	0.0	0.0	0.0	0.0	0.0	10.0	2.0	0.0	0.0	0.0	2.0	0.0	0.0	0.0	0.0	0.0	0.0	0.0	0.0	0.0	0.0
0115 - 0120	0.0	0.0	0.0	0.0	0.0	0.0	0.0	0.0	2.0	0.0	0.0	0.0	0.0	0.0	0.0	0.0	1.0	0.0	0.0	0.0	0.0	0.0	0.0	0.0	10.0	2.0	0.0	0.0	0.0	2.0	0.0	0.0	0.0	0.0	0.0	0.0	0.0	0.0	0.0	0.0
0120 - 0125	0.0	0.0	0.0	0.0	0.0	0.0	0.0	0.0	2.0	0.0	0.0	0.0	0.0	0.0	0.0	0.0	1.0	0.0	0.0	0.0	0.0	0.0	0.0	0.0	10.0	2.0	0.0	0.0	0.0	2.0	0.0	0.0	0.0	0.0	0.0	0.0	0.0	0.0	0.0	0.0
0125 - 0130	0.0	0.0	0.0	0.0	0.0	0.0	0.0	0.0	2.0	0.0	0.0	0.0	0.0	0.0	0.0	0.0	1.0	0.0	0.0	0.0	0.0	0.0	0.0	0.0	10.0	2.0	0.0	0.0	0.0	2.0	0.0	0.0	0.0	0.0	0.0	0.0	0.0	0.0	0.0	0.0
0130 - 0135	0.0	0.0	0.0	0.0	0.0	0.0	0.0	0.0	2.0	0.0	0.0	0.0	0.0	0.0	0.0	0.0	1.0	0.0	0.0	0.0	0.0	0.0	0.0	0.0	10.0	2.0	0.0	0.0	0.0	2.0	0.0	0.0	0.0	0.0	0.0	0.0	0.0	0.0	0.0	0.0
0135 - 0140	0.0	0.0	0.0	0.0	0.0	0.0	0.0	0.0	2.0	0.0	0.0	0.0	0.0	0.0	0.0	0.0	1.0	0.0	0.0	0.0	0.0	0.0	0.0	0.0	10.0	2.0	0.0	0.0	0.0	2.0	0.0	0.0	0.0	0.0	0.0	0.0	0.0	0.0	0.0	0.0
0140 - 0145	0.0	0.0	0.0	0.0	0.0	0.0	0.0	0.0	2.0	0.0	0.0	0.0	0.0	0.0	0.0	0.0	1.0	0.0	0.0	0.0	0.0	0.0	0.0	0.0	10.0	2.0	0.0	0.0	0.0	2.0	0.0	0.0	0.0	0.0	0.0	0.0	0.0	0.0	0.0	0.0
0145 - 0150	0.0	0.0	0.0	0.0	0.0	0.0	0.0	0.0	2.0	0.0	0.0	0.0	0.0	0.0	0.0	0.0	1.0	0.0	0.0	0.0	0.0	0.0	0.0	0.0	10.0	2.0	0.0	0.0	0.0	2.0	0.0	0.0	0.0	0.0	0.0	0.0	0.0	0.0	0.0	0.0
0150 - 0155	0.0	0.0	0.0	0.0	0.0	0.0	0.0	0.0	2.0	0.0	0.0	0.0	0.0	0.0	0.0	0.0	1.0	0.0	0.0	0.0	0.0	0.0	0.0	0.0	10.0	2.0	0.0	0.0	0.0	2.0	0.0	0.0	0.0	0.0	0.0	0.0	0.0	0.0	0.0	0.0
0155 - 0200	0.0	0.0	0.0	0.0	0.0	0.0	0.0	0.0	2.0	0.0	0.0	0.0	0.0	0.0	0.0	0.0	1.0	0.0	0.0	0.0	0.0	0.0	0.0	0.0	10.0	2.0	0.0	0.0	0.0	2.0	0.0	0.0	0.0	0.0	0.0	0.0	0.0	0.0	0.0	0.0
0200 - 0205	0.0	0.0	0.0	0.0	0.0	0.0	0.0	0.0	11.0	1.0	0.0	0.0	0.0	0.0	0.0	0.0	2.0	0.0	0.0	0.0	0.0	0.0	0.0	0.0	7.0	0.0	0.0	0.0	0.0	0.0	0.0	0.0	0.0	0.0	0.0	0.0	0.0	0.0	0.0	0.0
0205 - 0210	0.0	0.0	0.0	0.0	0.0	0.0	0.0	0.0	7.0	0.0	0.0	0.0	0.0	0.0	0.0	0.0	4.0	0.0	0.0	0.0	0.0	0.0	0.0	0.0	8.0	0.0	0.0	0.0	0.0	0.0	0.0	0.0	0.0	0.0	0.0	0.0	0.0	0.0	0.0	0.0
0210 - 0215	0.0	0.0	0.0	0.0	0.0	0.0	0.0	0.0	3.0	1.0	0.0	0.0	0.0	0.0	0.0	0.0	1.0	0.0	0.0	0.0	0.0	0.0	0.0	0.0	9.0	2.0	1.0	0.0	0.0	2.0	0.0	0.0	0.0	0.0	0.0	0.0	0.0	0.0	0.0	0.0
0215 - 0220	0.0	0.0	0.0	0.0	0.0	0.0	0.0	0.0	3.0	0.0	0.0	0.0	0.0	0.0	0.0	0.0	1.0	0.0	0.0	0.0	0.0	0.0	0.0	0.0	9.0	2.0	1.0	0.0	0.0	2.0	0.0	0.0	0.0	0.0	0.0	0.0	0.0	0.0	0.0	0.0
0220 - 0225	0.0	0.0	0.0	0.0	0.0	0.0	0.0	0.0	5.0	1.0	0.0	0.0	0.0	0.0	0.0	0.0	2.0	0.0	0.0	0.0	0.0	0.0	0.0	0.0	11.0	2.0	0.0	0.0	0.0	2.0	0.0	0.0	0.0	0.0	0.0	0.0	0.0	0.0	0.0	0.0
0225 - 0230	0.0	0.0	0.0	0.0	0.0	0.0	0.0	0.0	6.0	0.0	0.0	0.0	0.0	0.0	0.0	0.0	1.0	0.0	0.0	0.0	0.0	0.0	0.0	0.0	11.0	2.0	0.0	0.0	0.0	2.0	0.0	0.0	0.0	0.0	0.0	0.0	0.0	0.0	0.0	0.0
0230 - 0235	0.0	0.0	0.0	0.0	0.0	0.0	0.0	0.0	2.0	0.0	0.0	0.0	0.0	0.0	0.0	0.0	1.0	0.0	0.0	0.0	0.0	0.0	0.0	0.0	7.0	0.0	0.0	0.0	0.0	0.0	0.0	0.0	0.0	0.0	0.0	0.0	0.0	0.0	0.0	0.0
0235 - 0240	0.0	0.0	0.0	0.0	0.0	0.0	0.0	0.0	3.0	1.0	0.0	0.0	0.0	0.0	0.0	0.0	1.0	0.0	0.0	0.0	0.0	0.0	0.0	0.0	9.0	2.0	1.0	0.0	0.0	2.0	0.0	0.0	0.0	0.0	0.0	0.0	0.0	0.0	0.0	0.0
0240 - 0245	0.0	0.0	0.0	0.0	0.0	0.0	0.0	0.0	3.0	0.0	0.0	0.0	0.0	0.0	0.0	0.0	1.0	0.0	0.0	0.0	0.0	0.0	0.0	0.0	9.0	2.0	1.0	0.0	0.0	2.0	0.0	0.0	0.0	0.0	0.0	0.0	0.0	0.0	0.0	0.0
0245 - 0250	0.0	0.0	0.0	0.0	0.0	0.0	0.0	0.0	4.0	0.0	0.0	0.0	0.0	0.0	0.0	0.0	1.0	0.0	0.0	0.0	0.0	0.0	0.0	0.0	9.0	2.0	1.0	0.0	0.0	2.0	0.0	0.0	0.0	0.0	0.0	0.0	0.0	0.0	0.0	0.0
0250 - 0255	0.0	0.0	0.0	0.0	0.0	0.0	0.0	0.0	4.0	0.0	0.0	0.0	0.0	0.0	0.0	0.0	1.0	0.0	0.0	0.0	0.0	0.0	0.0	0.0	9.0	2.0	1.0	0.0	0.0	2.0	0.0	0.0	0.0	0.0	0.0	0.0	0.0	0.0	0.0	0.0
0255 - 0300	0.0	0.0	0.0	0.0	0.0	0.0	0.0	0.0	4.0	0.0	0.0	0.0	0.0	0.0	0.0	0.0	1.0	0.0	0.0	0.0	0.0	0.0	0.0	0.0	9.0	2.0	1.0	0.0	0.0	2.0	0.0	0.0	0.0	0.0	0.0	0.0	0.0	0.0	0.0	0.0
0300 - 0305	0.0	0.0	0.0	0.0	0.0	0.0	0.0	0.0	5.0	0.0	0.0	0.0	0.0	0.0	0.0	0.0	1.0	0.0	0.0	0.0	0.0	0.0	0.0	0.0	9.0	2.0	1.0	0.0	0.0	2.0	0.0	0.0	0.0	0.0	0.0	0.0	0.0	0.0	0.0	0.0
0305 - 0310	0.0	0.0	0.0	0.0	0.0	0.0	0.0	0.0	5.0	0.0	0.0	0.0	0.0	0.0	0.0	0.0	1.0	0.0	0.0	0.0	0.0	0.0	0.0	0.0	9.0	2.0	1.0	0.0	0.0	2.0	0.0	0.0	0.0	0.0	0.0	0.0	0.0	0.0	0.0	0.0
0310 - 0315	0.0	0.0	0.0	0.0	0.0	0.0	0.0	0.0	5.0	0.0	0.0	0.0	0.0	0.0	0.0	0.0	1.0	0.0	0.0	0.0	0.0	0.0	0.0	0.0	9.0	2.0	1.0	0.0	0.0	2.0	0.0	0.0	0.0	0.0	0.0	0.0	0.0	0.0	0.0	0.0
0315 - 0320	0.0	0.0	0.0	0.0	0.0	0.0	0.0	0.0	5.0	0.0	0.0	0.0	0.0	0.0	0.0	0.0	1.0	0.0	0.0	0.0	0.0	0.0	0.0	0.0	9.0	2.0	1.0	0.0	0.0	2.0	0.0	0.0	0.0	0.0	0.0	0.0	0.0	0.0	0.0	0.0
0320 - 0325	0.0	0.0	0.0	0.0	0.0	0.0	0.0	0.0	5.0	0.0	0.0	0.0	0.0	0.0	0.0	0.0	1.0	0.0	0.0	0.0	0.0	0.0	0.0	0.0	9.0	2.0	1.0	0.0	0.0	2.0	0.0	0.0	0.0	0.0	0.0	0.0	0.0	0.0	0.0	0.0
0325 - 0330	0.0	0.0	0.0	0.0	0.0	0.0	0.0	0.0	5.0	0.0	0.0	0.0	0.0	0.0	0.0	0.0	1.0	0.0	0.0	0.0	0.0	0.0	0.0	0.0	9.0	2.0	1.0	0.0	0.0	2.0	0.0	0.0	0.0	0.0	0.0	0.0	0.0	0.0	0.0	0.0
0330 - 0335	0.0	0.0	0.0	0.0	0.0	0.0	0.0	0.0	5.0	0.0	0.0	0.0	0.0	0.0	0.0	0.0	1.0	0.0	0.0	0.0	0.0	0.0	0.0	0.0	9.0	2.0	1.0	0.0	0.0	2.0	0.0	0.0	0.0	0.0	0.0	0.0	0.0	0.0	0.0	0.0
0335 - 0340	0.0	0.0	0.0	0.0	0.0	0.0	0.0	0.0	5.0	0.0	0.0	0.0	0.0	0.0	0.0	0.0	1.0	0.0	0.0	0.0	0.0	0.0	0.0	0.0	9.0	2.0	1.0	0.0	0.0	2.0	0.0	0.0	0.0	0.0	0.0	0.0	0.0	0.0	0.0	0.0
0340 - 0345	0.0	0.0	0.0	0.0	0.0	0.0	0.0	0.0	5.0	0.0	0.0	0.0	0.0	0.0	0.0	0.0	1.0	0.0	0.0	0.0	0.0	0.0	0.0	0.0	9.0	2.0	1.0	0.0	0.0	2.0	0.0	0.0	0.0	0.0	0.0	0.0	0.0	0.0	0.0	0.0
0345 - 0350	0.0	0.0	0.0	0.0	0.0	0.0	0.0	0.0	5.0	0.0	0.0	0.0	0.0	0.0	0.0	0.0	1.0	0.0	0.0	0.0	0.0	0.0	0.0	0.0	9.0	2.0	1.0	0.0	0.0	2.0	0.0	0.0	0.0	0.0	0.0	0.0	0.0	0.0	0.0	0.0
0350 - 0355	0.0	0.0	0.0	0.0	0.0	0.0	0.0	0.0	5.0	0.0	0.0	0.0	0.0	0.0	0.0	0.0	1.0	0.0	0.0	0.0	0.0	0.0	0.0	0.0	9.0	2.0	1.0	0.0	0.0	2.0	0.0	0.0	0.0	0.0	0.0	0.0	0.0	0.0	0.0	0.0
0355 - 0400	0.0	0.0	0.0	0.0	0.0	0.0	0.0	0.0	5.0	0.0	0.0	0.0	0.0	0.0	0.0	0.0	1.0	0.0	0.0	0.0	0.0	0.0	0.0	0.0	9.0	2.0	1.0	0.0	0.0	2.0	0.0	0.0	0.0	0.0	0.0	0.0	0.0	0.0	0.0	0.0
0400 - 0405	0.0	0.0	0.0	0.0	0.0	0.0	0.0	0.0	14.0	2.0	0.0	0.0	0.0	0.0	0.0	0.0	4.0	0.0	1.0	0.0	0.0	0.0	0.0	0.0	4.0	0.0	1.0	0.0	0.0	2.0	0.0	0.0	0.0	0.0	0.0	0.0	0.0	0.0	0.0	0.0
0405 - 0410	0.0	0.0	0.0	0.0	0.0	0.0	0.0	0.0	14.0	2.0	0.0	0.0	0.0	0.0	0.0	0.0	4.0	0.0	1.0	0.0	0.0	0.0	0.0	0.0	4.0	0.0	1.0	0.0	0.0	2.0	0.0	0.0	0.0	0.0	0.0	0.0	0.0	0.0	0.0	0.0
0410 - 0415	0.0	0.0	0.0	0.0	0.0	0.0	0.0	0.0	14.0	2.0	0.0	0.0	0.0	0.0	0.0	0.0	4.0	0.0	1.0	0.0	0.0	0.0	0.0	0.0	4.0	0.0	1.0	0.0	0.0	2.0	0.0	0.0	0.0	0.0	0.0	0.0	0.0	0.0	0.0	0.0
0415 - 0420	0.0	0.0	0.0	0.0	0.0	0.0	0.0	0.0	14.0	2.0	0.0	0.0	0.0	0.0	0.0	0.0	4.0	0.0	1.0	0.0	0.0	0.0	0.0	0.0	4.0	0.0	1.0	0.0	0.0	2.0	0.0	0.0	0.0	0.0	0.0	0.0	0.0	0.0	0.0	0.0
0420 - 0425	0.0	0.0	0.0	0.0	0.0	0.0	0.0	0.0	14.0	2.0	0.0	0.0	0.0	0.0	0.0	0.0	4.0	0.0	1.0	0.0	0.0	0.0	0.0	0.0	4.0	0.0	1.0	0.0	0.0	2.0	0.0	0.0	0.0	0.0	0.0	0.0	0.0	0.0	0.0	0.0
0425 - 0430	0.0	0.0	0.0	0.0	0.0	0.0	0.0	0.0	14.0	2.0	0.0	0.0	0.0	0.0	0.0	0.0	4.0	0.0	1.0	0.0	0.0	0.0	0.0	0.0	4.0	0.0	1.0	0.0	0.0	2.0	0.0	0.0	0.0	0.0	0.0	0.0	0.0	0.0	0.0	0.0
0430 - 0435	0.0	0.0	0.0	0.0	0.0	0.0	0.0	0.0	14.0	2.0	0.0	0.0	0.0	0.0	0.0	0.0	4.0	0.0	1.0	0.0	0.0	0.0	0.0	0.0	4.0	0.0	1.0	0.0	0.0	2.0	0.0	0.0	0.0	0.0	0.0	0.0	0.0	0.0	0.0	0.0
0435 - 0440	0.0	0.0	0.0	0.0	0.0	0.0	0.0	0.0	14.0	2.0	0.0	0.0	0.0	0.0	0.0	0.0	4.0	0.0	1.0	0.0	0.0	0.0	0.0	0.0	4.0	0.0	1.0	0.0	0.0	2.0	0.0	0.0	0.0	0.0	0.0	0.0	0.0	0.0	0.0	0.0
0440 - 0445	0.0	0.0	0.0	0.0	0.0	0.0	0.0	0.0	14.0	2.0	0.0	0.0	0.0	0.0	0.0	0.0	4.0	0.0	1.0	0.0	0.0	0.0	0.0	0.0	4.0	0.0	1.0	0.0	0.0	2.0	0.0	0.0	0.0	0.0	0.0	0.0	0.0	0.0	0.0	0.0
0445 - 0450	0.0	0.0	0.0	0.0	0.0	0.0	0.0	0.0	14.0	2.0	0.0	0.0	0.0	0.0	0.0	0.0	4.0	0.0	1.0	0.0	0.0	0.0	0.0	0.0	4.0	0.0	1.0	0.0	0.0	2.0	0.0	0.0	0.0	0.0	0.0	0.0	0.0	0.0	0.0	0.0
0450 - 0455	0.0	0.0	0.0	0.0	0.0	0.0	0.0	0.0	14.0	2.0	0.0	0.0	0.0	0.0	0.0	0.0	4.0	0.0	1.0	0.0	0.0	0.0	0.0	0.0	4.0	0.0	1.0	0.0	0.0	2.0	0.0	0.0	0.0	0.0	0.0	0.0	0.0	0.0	0.0	0.0
0455 - 0500	0.0	0.0	0.0	0.0	0.0	0.0	0.0	0.0	14.0	2.0	0.0	0.0	0.0	0.0	0.0	0.0	4.0	0.0	1.0	0.0	0.0	0.0	0.0	0.0	4.0	0.0	1.0	0.0	0.0	2.0	0.0	0.0	0.0	0.0	0.0	0.0	0.0	0.0	0.0	0.0
0500 - 0505	0.0	0.0	0.0	0.0	0.0	0.0	0.0	0.0	14.0	2.0	0.0	0.0	0.0	0.0	0.0	0.0	4.0	0.0	1.0	0.0	0.0	0.0	0.0	0.0	4.0	0.0	1.0	0.0	0.0	2.0	0.0	0.0	0.0	0.0	0.0	0.0	0.0	0.0	0.0	0.0
0505 - 0510	0.0	0.0	0.0	0.0	0.0	0.0	0.0	0.0	14.0	2.0	0.0	0.0	0.0	0.0	0.0	0.0	4.0	0.0	1.0	0.0	0.0	0.0	0.0	0.0	4.0	0.0	1.0	0.0

ADVANCED TRANSPORT RESEARCH

Job Number & Name: 21326 Epsom Hospital

Site Number/Name: Site 3 - Woodcote Green Road/Hospital Access

Client: Mayer Brown

Date: 21/05/2019

Weather: Sunny, Dry

Comments: None

Advanced Transport Research		*Job Number & Name:*	21326 Epsom Hospital
Site 3 - Woodcote Green Road/Hospital Access		*Date:*	Tuesday 21 May 2019

Job Type:	Queue Lengths				
Co-ordinates:	51° 19'26.70"N, 0° 16'19.68"W	*Postcode:*	KT18 7DG	*Times:*	0700-1900

Advanced Transport Research	Job Number & Name:	21326 Epsom Hospital
Site 3 - Woodcote Green Road/Hospital Access	Client:	Mayer Brown
Queue Lengths	Date:	Tuesday 21 May 2019

	Hospital Access		Woodcote Green Road Right-Turn	
Times	LV	HV	LV	HV
07:00 - 07:05	1	0	3	0
07:05 - 07:10	0	0	1	0
07:10 - 07:15	0	1	0	0
07:15 - 07:20	1	0	0	0
07:20 - 07:25	1	0	0	0
07:25 - 07:30	2	0	0	1
07:30 - 07:35	1	0	0	0
07:35 - 07:40	0	0	4	0
07:40 - 07:45	2	0	4	0
07:45 - 07:50	1	0	4	0
07:50 - 07:55	2	0	6	0
07:55 - 08:00	2	0	5	0
08:00 - 08:05	2	0	2	0
08:05 - 08:10	3	0	5	1
08:10 - 08:15	3	0	3	1
08:15 - 08:20	1	0	5	0
08:20 - 08:25	1	0	5	1
08:25 - 08:30	2	0	3	0
08:30 - 08:35	1	0	5	0
08:35 - 08:40	1	1	4	0
08:40 - 08:45	2	0	7	0
08:45 - 08:50	0	1	2	0
08:50 - 08:55	1	0	2	0
08:55 - 09:00	1	0	3	0
09:00 - 09:05	1	0	3	0
09:05 - 09:10	2	0	0	0
09:10 - 09:15	1	0	1	0
09:15 - 09:20	2	0	0	0
09:20 - 09:25	2	0	2	0
09:25 - 09:30	1	0	2	0
09:30 - 09:35	0	0	0	0
09:35 - 09:40	1	0	0	0
09:40 - 09:45	1	0	0	0
09:45 - 09:50	1	0	0	0
09:50 - 09:55	1	0	1	0
09:55 - 10:00	1	0	1	0
10:00 - 10:05	1	0	2	0

Count in Vehicles

Lane 1 = Nearest Kerb

Advanced Transport Research	*Job Number & Name:*	21326 Epsom Hospital
Site 3 - Woodcote Green Road/Hospital Access	*Client:*	Mayer Brown
Queue Lengths	*Date:*	Tuesday 21 May 2019

	Hospital Access		Woodcote Green Road Right-Turn	
Times	LV	HV	LV	HV
10:05 - 10:10	1	0	2	1
10:10 - 10:15	1	0	0	0
10:15 - 10:20	0	1	4	0
10:20 - 10:25	1	0	2	0
10:25 - 10:30	1	0	0	0
10:30 - 10:35	1	0	0	0
10:35 - 10:40	1	0	1	0
10:40 - 10:45	1	0	0	0
10:45 - 10:50	1	0	3	1
10:50 - 10:55	2	0	0	0
10:55 - 11:00	1	0	2	0
11:00 - 11:05	2	0	2	0
11:05 - 11:10	2	0	4	0
11:10 - 11:15	1	0	0	0
11:15 - 11:20	1	0	0	0
11:20 - 11:25	1	0	0	0
11:25 - 11:30	1	0	2	0
11:30 - 11:35	2	0	2	0
11:35 - 11:40	2	0	1	0
11:40 - 11:45	0	1	1	0
11:45 - 11:50	1	0	0	0
11:50 - 11:55	1	0	0	0
11:55 - 12:00	0	0	0	0
12:00 - 12:05	1	0	0	0
12:05 - 12:10	1	0	0	0
12:10 - 12:15	1	0	1	0
12:15 - 12:20	1	0	1	0
12:20 - 12:25	1	0	0	0
12:25 - 12:30	2	0	0	0
12:30 - 12:35	1	0	2	0
12:35 - 12:40	1	0	0	0
12:40 - 12:45	1	0	0	0
12:45 - 12:50	1	0	0	0
12:50 - 12:55	1	0	2	0
12:55 - 13:00	2	0	0	0
13:00 - 13:05	1	0	0	0

ADVANCED TRANSPORT RESEARCH

Job Number & Name: 21326 Epsom Hospital

Site Number/Name: Site 3 - Woodcote Green Road/Hospital Access

Client: Mayer Brown

Date: 22/05/2019

Weather: Sunny, Dry

Comments: None

Advanced Transport Research		*Job Number & Name:*	21326 Epsom Hospital
Site 3 - Woodcote Green Road/Hospital Access		*Date:*	Wednesday 22 May 2019

Job Type:	Queue Lengths				
Co-ordinates:	51° 19'26.70"N, 0° 16'19.68"W	*Postcode:*	KT18 7DG	*Times:*	0700-1900

Advanced Transport Research	*Job Number & Name:*	21326 Epsom Hospital
Site 3 - Woodcote Green Road/Hospital Access	*Client:*	Mayer Brown
Queue Lengths	*Date:*	Wednesday 22 May 2019

	Hospital Access		Woodcote Green Road Right-Turn	
Times	LV	HV	LV	HV
07:00 - 07:05	1	0	0	0
07:05 - 07:10	0	0	1	0
07:10 - 07:15	1	0	5	0
07:15 - 07:20	1	0	3	0
07:20 - 07:25	1	0	1	0
07:25 - 07:30	1	0	3	0
07:30 - 07:35	1	0	2	0
07:35 - 07:40	1	0	5	0
07:40 - 07:45	1	0	3	0
07:45 - 07:50	1	0	3	0
07:50 - 07:55	2	0	6	1
07:55 - 08:00	1	0	7	0
08:00 - 08:05	2	0	6	1
08:05 - 08:10	3	0	4	0
08:10 - 08:15	2	0	5	0
08:15 - 08:20	2	0	5	0
08:20 - 08:25	0	1	6	0
08:25 - 08:30	1	0	3	0
08:30 - 08:35	1	0	3	0
08:35 - 08:40	2	0	5	0
08:40 - 08:45	1	0	4	0
08:45 - 08:50	1	0	3	0
08:50 - 08:55	0	1	0	0
08:55 - 09:00	0	0	1	0
09:00 - 09:05	0	0	1	0
09:05 - 09:10	0	0	0	0
09:10 - 09:15	1	0	2	0
09:15 - 09:20	1	0	0	0
09:20 - 09:25	1	0	0	0
09:25 - 09:30	1	0	0	0
09:30 - 09:35	0	1	0	0
09:35 - 09:40	1	0	3	0
09:40 - 09:45	1	0	1	1
09:45 - 09:50	1	0	1	0
09:50 - 09:55	0	1	0	0
09:55 - 10:00	1	0	1	0
10:00 - 10:05	0	0	0	0

Count in Vehicles

Lane 1 = Nearest Kerb

Advanced Transport Research	*Job Number & Name:*	21326 Epsom Hospital
Site 3 - Woodcote Green Road/Hospital Access	*Client:*	Mayer Brown
Queue Lengths	*Date:*	Wednesday 22 May 2019

	Hospital Access		Woodcote Green Road Right-Turn	
Times	LV	HV	LV	HV
10:05 - 10:10	1	0	0	0
10:10 - 10:15	1	0	0	0
10:15 - 10:20	1	0	0	0
10:20 - 10:25	0	0	0	1
10:25 - 10:30	2	0	0	0
10:30 - 10:35	2	0	0	0
10:35 - 10:40	1	0	0	0
10:40 - 10:45	1	0	1	0
10:45 - 10:50	2	0	0	0
10:50 - 10:55	1	0	0	0
10:55 - 11:00	1	0	0	0
11:00 - 11:05	1	0	0	0
11:05 - 11:10	1	0	0	0
11:10 - 11:15	1	0	1	0
11:15 - 11:20	1	0	3	0
11:20 - 11:25	1	0	2	0
11:25 - 11:30	1	0	0	0
11:30 - 11:35	1	0	1	0
11:35 - 11:40	0	0	0	0
11:40 - 11:45	1	0	0	0
11:45 - 11:50	1	0	0	0
11:50 - 11:55	1	0	2	0
11:55 - 12:00	1	0	1	0
12:00 - 12:05	1	0	0	0
12:05 - 12:10	1	0	0	0
12:10 - 12:15	1	0	1	0
12:15 - 12:20	1	0	0	0
12:20 - 12:25	1	0	0	0
12:25 - 12:30	2	0	1	0
12:30 - 12:35	1	0	0	1
12:35 - 12:40	0	0	0	0
12:40 - 12:45	1	0	1	0
12:45 - 12:50	1	0	0	0
12:50 - 12:55	2	0	0	0
12:55 - 13:00	1	0	1	0
13:00 - 13:05	1	0	2	0

ADVANCED TRANSPORT RESEARCH

Job Number & Name: 21326 Epsom Hospital

Site Number/Name: Site 3 - Woodcote Green Road/Hospital Access

Client: Mayer Brown

Date: 23/05/2019

Weather: Sunny, Dry

Comments: None

Advanced Transport Research		*Job Number & Name:*	21326 Epsom Hospital
Site 3 - Woodcote Green Road/Hospital Access		*Date:*	Thursday 23 May 2019

Job Type:	Queue Lengths				
Co-ordinates:	51° 19'26.70"N, 0° 16'19.68"W	*Postcode:*	KT18 7DG	*Times:*	0700-1900

Advanced Transport Research	*Job Number & Name:*	21326 Epsom Hospital
Site 3 - Woodcote Green Road/Hospital Access	*Client:*	Mayer Brown
Queue Lengths	*Date:*	Thursday 23 May 2019

	Hospital Access		Woodcote Green Road Right-Turn	
Times	LV	HV	LV	HV
07:00 - 07:05	2	0	3	0
07:05 - 07:10	0	1	2	1
07:10 - 07:15	1	0	1	0
07:15 - 07:20	0	0	2	0
07:20 - 07:25	2	0	2	0
07:25 - 07:30	1	0	1	0
07:30 - 07:35	1	0	3	0
07:35 - 07:40	2	0	1	0
07:40 - 07:45	1	0	1	0
07:45 - 07:50	1	0	3	1
07:50 - 07:55	2	0	6	0
07:55 - 08:00	2	0	4	0
08:00 - 08:05	1	0	5	0
08:05 - 08:10	1	0	4	0
08:10 - 08:15	3	0	5	0
08:15 - 08:20	3	0	4	0
08:20 - 08:25	3	0	6	1
08:25 - 08:30	3	0	2	0
08:30 - 08:35	2	0	0	0
08:35 - 08:40	1	0	3	0
08:40 - 08:45	3	0	6	0
08:45 - 08:50	1	0	2	0
08:50 - 08:55	2	0	1	0
08:55 - 09:00	2	0	0	0
09:00 - 09:05	1	0	4	0
09:05 - 09:10	1	0	2	0
09:10 - 09:15	1	0	0	0
09:15 - 09:20	1	0	0	0
09:20 - 09:25	1	0	1	0
09:25 - 09:30	0	0	1	0
09:30 - 09:35	1	0	0	0
09:35 - 09:40	1	0	0	0
09:40 - 09:45	1	0	2	0
09:45 - 09:50	2	0	0	0
09:50 - 09:55	1	0	0	0
09:55 - 10:00	1	0	1	0
10:00 - 10:05	2	0	0	0

Count in Vehicles

Lane 1 = Nearest Kerb

Advanced Transport Research	*Job Number & Name:*	21326 Epsom Hospital
Site 3 - Woodcote Green Road/Hospital Access	*Client:*	Mayer Brown
Queue Lengths	*Date:*	Thursday 23 May 2019

	Hospital Access		Woodcote Green Road Right-Turn	
Times	LV	HV	LV	HV
10:05 - 10:10	1	0	0	0
10:10 - 10:15	1	0	0	0
10:15 - 10:20	1	0	1	0
10:20 - 10:25	1	0	0	0
10:25 - 10:30	1	0	1	0
10:30 - 10:35	1	0	0	0
10:35 - 10:40	1	0	1	0
10:40 - 10:45	1	0	0	0
10:45 - 10:50	2	0	1	2
10:50 - 10:55	1	0	1	0
10:55 - 11:00	2	0	1	0
11:00 - 11:05	1	0	3	0
11:05 - 11:10	1	0	2	0
11:10 - 11:15	1	0	0	0
11:15 - 11:20	3	0	1	0
11:20 - 11:25	1	0	0	0
11:25 - 11:30	2	0	1	0
11:30 - 11:35	1	0	0	0
11:35 - 11:40	2	0	0	0
11:40 - 11:45	1	0	0	0
11:45 - 11:50	1	0	0	0
11:50 - 11:55	0	0	0	0
11:55 - 12:00	2	0	0	0
12:00 - 12:05	1	0	2	0
12:05 - 12:10	2	0	0	0
12:10 - 12:15	2	0	0	0
12:15 - 12:20	1	0	3	0
12:20 - 12:25	1	0	0	0
12:25 - 12:30	1	0	0	0
12:30 - 12:35	1	0	2	0
12:35 - 12:40	3	0	0	0
12:40 - 12:45	1	0	0	0
12:45 - 12:50	1	0	0	0
12:50 - 12:55	1	0	0	0
12:55 - 13:00	1	0	0	0
13:00 - 13:05	2	0	0	0

ADVANCED TRANSPORT RESEARCH

Job Number & Name: 21326 Epsom Hospital

Site Number/Name: Site 3 - Woodcote Green Road/Hospital Access

Client: Mayer Brown

Date: 21/05/2019

Weather: Sunny, Dry

Comments: None

Advanced Transport Research		*Job Number & Name:*	21326 Epsom Hospital
Site 3 - Woodcote Green Road/Hospital Access		*Date:*	Tuesday 21 May 2019

Job Type:	Pedestrian & Cyclist Count				
Co-ordinates:	51° 19'26.70"N, 0° 16'19.68"W	*Postcode:*	KT18 7DG	*Times:*	0700-1900



Advanced Transport Research	*Job Number & Name:*	21326 Epsom Hospital
Site 3 - Woodcote Green Road/Hospital Access	*Client:*	Mayer Brown
Pedestrian Counts	*Date:*	Tuesday 21 May 2019

	Movement A		Movement B	
Times	Peds	Cyclists	Peds	Cyclists
07:00 - 07:15	2	0	1	0
07:15 - 07:30	5	0	5	0
07:30 - 07:45	6	0	1	0
07:45 - 08:00	19	0	5	0
08:00 - 08:15	6	0	4	0
08:15 - 08:30	5	0	6	0
08:30 - 08:45	8	3	5	0
08:45 - 09:00	12	0	5	1
09:00 - 09:15	6	0	4	0
09:15 - 09:30	3	0	4	0
09:30 - 09:45	6	0	11	0
09:45 - 10:00	6	0	12	0
10:00 - 10:15	14	0	8	0
10:15 - 10:30	3	0	4	0
10:30 - 10:45	5	0	12	0
10:45 - 11:00	5	0	11	0
11:00 - 11:15	9	0	14	0
11:15 - 11:30	12	0	12	0
11:30 - 11:45	8	0	16	0
11:45 - 12:00	9	0	10	0
12:00 - 12:15	5	0	18	0
12:15 - 12:30	6	0	19	0
12:30 - 12:45	17	0	10	0
12:45 - 13:00	9	0	13	0
13:00 - 13:15	17	0	23	0
13:15 - 13:30	18	0	20	0
13:30 - 13:45	6	0	15	0
13:45 - 14:00	19	0	6	0
14:00 - 14:15	18	0	18	0
14:15 - 14:30	14	0	4	0
14:30 - 14:45	7	0	11	0
14:45 - 15:00	8	0	10	0
15:00 - 15:15	4	0	10	4
15:15 - 15:30	1	0	17	0
15:30 - 15:45	11	0	20	0
15:45 - 16:00	7	0	18	0
16:00 - 16:15	6	0	13	0
16:15 - 16:30	4	0	6	0
16:30 - 16:45	0	0	3	0

Advanced Transport Research	*Job Number & Name:*	21326 Epsom Hospital
Site 3 - Woodcote Green Road/Hospital Access	*Client:*	Mayer Brown
Pedestrian Counts	*Date:*	Tuesday 21 May 2019

	Movement A		Movement B	
Times	Peds	Cyclists	Peds	Cyclists
16:45 - 17:00	5	0	12	0
17:00 - 17:15	0	0	11	0
17:15 - 17:30	2	0	8	0
17:30 - 17:45	3	0	6	0
17:45 - 18:00	5	0	4	0
18:00 - 18:15	0	0	6	0
18:15 - 18:30	2	0	5	0
18:30 - 18:45	2	0	1	0
18:45 - 19:00	0	0	2	0

ADVANCED TRANSPORT RESEARCH

Job Number & Name: 21326 Epsom Hospital

Site Number/Name: Site 3 - Woodcote Green Road/Hospital Access

Client: Mayer Brown

Date: 22/05/2019

Weather: Sunny, Dry

Comments: None

Advanced Transport Research		*Job Number & Name:*	21326 Epsom Hospital
Site 3 - Woodcote Green Road/Hospital Access		*Date:*	Wednesday 22 May 2019

Job Type:	Pedestrian & Cyclist Count				
Co-ordinates:	51° 19'26.70"N, 0° 16'19.68"W	*Postcode:*	KT18 7DG	*Times:*	0700-1900



Advanced Transport Research	*Job Number & Name:*	21326 Epsom Hospital
Site 3 - Woodcote Green Road/Hospital Access	*Client:*	Mayer Brown
Pedestrian Counts	*Date:*	Wednesday 22 May 2019

	Movement A		Movement B	
Times	Peds	Cyclists	Peds	Cyclists
07:00 - 07:15	7	0	3	0
07:15 - 07:30	3	0	3	0
07:30 - 07:45	3	0	3	0
07:45 - 08:00	15	0	1	0
08:00 - 08:15	10	0	6	0
08:15 - 08:30	6	1	4	0
08:30 - 08:45	12	1	11	3
08:45 - 09:00	12	0	5	0
09:00 - 09:15	5	0	12	0
09:15 - 09:30	5	0	2	0
09:30 - 09:45	10	0	10	0
09:45 - 10:00	8	0	4	0
10:00 - 10:15	12	0	11	0
10:15 - 10:30	9	0	5	0
10:30 - 10:45	6	0	12	0
10:45 - 11:00	12	0	6	0
11:00 - 11:15	7	0	8	0
11:15 - 11:30	4	0	12	0
11:30 - 11:45	10	0	5	0
11:45 - 12:00	5	0	7	0
12:00 - 12:15	3	0	11	0
12:15 - 12:30	9	0	4	0
12:30 - 12:45	6	0	13	0
12:45 - 13:00	8	0	10	0
13:00 - 13:15	11	0	15	0
13:15 - 13:30	9	0	12	0
13:30 - 13:45	13	0	8	0
13:45 - 14:00	6	0	6	0
14:00 - 14:15	10	0	15	0
14:15 - 14:30	8	0	6	0
14:30 - 14:45	6	0	6	0
14:45 - 15:00	9	0	6	0
15:00 - 15:15	3	0	23	2
15:15 - 15:30	7	0	11	1
15:30 - 15:45	11	0	16	1
15:45 - 16:00	11	2	14	0
16:00 - 16:15	4	0	10	0
16:15 - 16:30	4	0	11	0
16:30 - 16:45	8	0	9	0

Advanced Transport Research	*Job Number & Name:*	21326 Epsom Hospital
Site 3 - Woodcote Green Road/Hospital Access	*Client:*	Mayer Brown
Pedestrian Counts	*Date:*	Wednesday 22 May 2019

	Movement A		Movement B	
Times	Peds	Cyclists	Peds	Cyclists
16:45 - 17:00	6	0	8	0
17:00 - 17:15	2	0	14	0
17:15 - 17:30	5	0	2	0
17:30 - 17:45	2	0	6	0
17:45 - 18:00	1	0	5	0
18:00 - 18:15	6	0	6	0
18:15 - 18:30	1	0	4	0
18:30 - 18:45	2	0	3	0
18:45 - 19:00	3	0	0	0

ADVANCED TRANSPORT RESEARCH

Job Number & Name: 21326 Epsom Hospital

Site Number/Name: Site 3 - Woodcote Green Road/Hospital Access

Client: Mayer Brown

Date: 23/05/2019

Weather: Sunny, Dry

Comments: None

Advanced Transport Research		*Job Number & Name:*	21326 Epsom Hospital
Site 3 - Woodcote Green Road/Hospital Access		*Date:*	Thursday 23 May 2019

Job Type:	Pedestrian & Cyclist Count				
Co-ordinates:	51° 19'26.70"N, 0° 16'19.68"W	*Postcode:*	KT18 7DG	*Times:*	0700-1900



Advanced Transport Research	*Job Number & Name:*	21326 Epsom Hospital
Site 3 - Woodcote Green Road/Hospital Access	*Client:*	Mayer Brown
Pedestrian Counts	*Date:*	Thursday 23 May 2019

	Movement A		Movement B	
Times	Peds	Cyclists	Peds	Cyclists
07:00 - 07:15	4	0	3	0
07:15 - 07:30	6	0	5	0
07:30 - 07:45	2	0	1	0
07:45 - 08:00	18	0	6	1
08:00 - 08:15	14	0	4	0
08:15 - 08:30	5	0	4	0
08:30 - 08:45	10	2	9	3
08:45 - 09:00	6	0	10	0
09:00 - 09:15	9	0	2	0
09:15 - 09:30	4	0	7	0
09:30 - 09:45	6	0	9	0
09:45 - 10:00	11	0	9	0
10:00 - 10:15	14	0	9	0
10:15 - 10:30	11	0	3	0
10:30 - 10:45	5	0	13	0
10:45 - 11:00	6	0	9	0
11:00 - 11:15	7	0	8	0
11:15 - 11:30	7	0	11	0
11:30 - 11:45	7	0	14	0
11:45 - 12:00	6	0	9	0
12:00 - 12:15	5	0	9	0
12:15 - 12:30	10	0	13	0
12:30 - 12:45	7	0	20	0
12:45 - 13:00	12	0	9	0
13:00 - 13:15	12	1	10	0
13:15 - 13:30	16	0	12	0
13:30 - 13:45	11	0	14	0
13:45 - 14:00	8	0	10	0
14:00 - 14:15	7	0	10	0
14:15 - 14:30	7	0	4	0
14:30 - 14:45	8	0	6	0
14:45 - 15:00	6	0	7	0
15:00 - 15:15	8	0	17	3
15:15 - 15:30	6	0	15	0
15:30 - 15:45	3	0	11	0
15:45 - 16:00	11	0	15	0
16:00 - 16:15	5	0	16	0
16:15 - 16:30	2	0	18	0
16:30 - 16:45	8	1	4	0

Advanced Transport Research	*Job Number & Name:*	21326 Epsom Hospital
Site 3 - Woodcote Green Road/Hospital Access	*Client:*	Mayer Brown
Pedestrian Counts	*Date:*	Thursday 23 May 2019

	Movement A		Movement B	
Times	Peds	Cyclists	Peds	Cyclists
16:45 - 17:00	3	2	11	0
17:00 - 17:15	4	0	3	0
17:15 - 17:30	2	0	8	0
17:30 - 17:45	1	0	3	0
17:45 - 18:00	0	0	2	0
18:00 - 18:15	0	0	7	0
18:15 - 18:30	2	0	8	0
18:30 - 18:45	6	0	2	0
18:45 - 19:00	1	0	1	0

ADVANCED TRANSPORT RESEARCH

Job Number & Name: 21326 Epsom Hospital

Site Number/Name: Site 4 - Woodcote Green Road/Hospital Access

Client: Mayer Brown

Date: 21/05/2019

Weather: Sunny, Dry

Comments: None

Advanced Transport Research		*Job Number & Name:*	21326 Epsom Hospital
Site 4 - Woodcote Green Road/Hospital Access		*Date:*	Tuesday 21 May 2019

Job Type:	Junction Count				
Co-ordinates:	51° 19'25.43"N, 0° 16'22.70"W	*Postcode:*	KT18 7DW	*Times:*	0700-1900



Advanced Transport Research	*Job Number & Name:*	21326 Epsom Hospital
Site 4 - Woodcote Green Road/Hospital Access	*Client:*	Mayer Brown
Flow Diagram	*Date:*	Tuesday 21 May 2019

Select Period 07:15

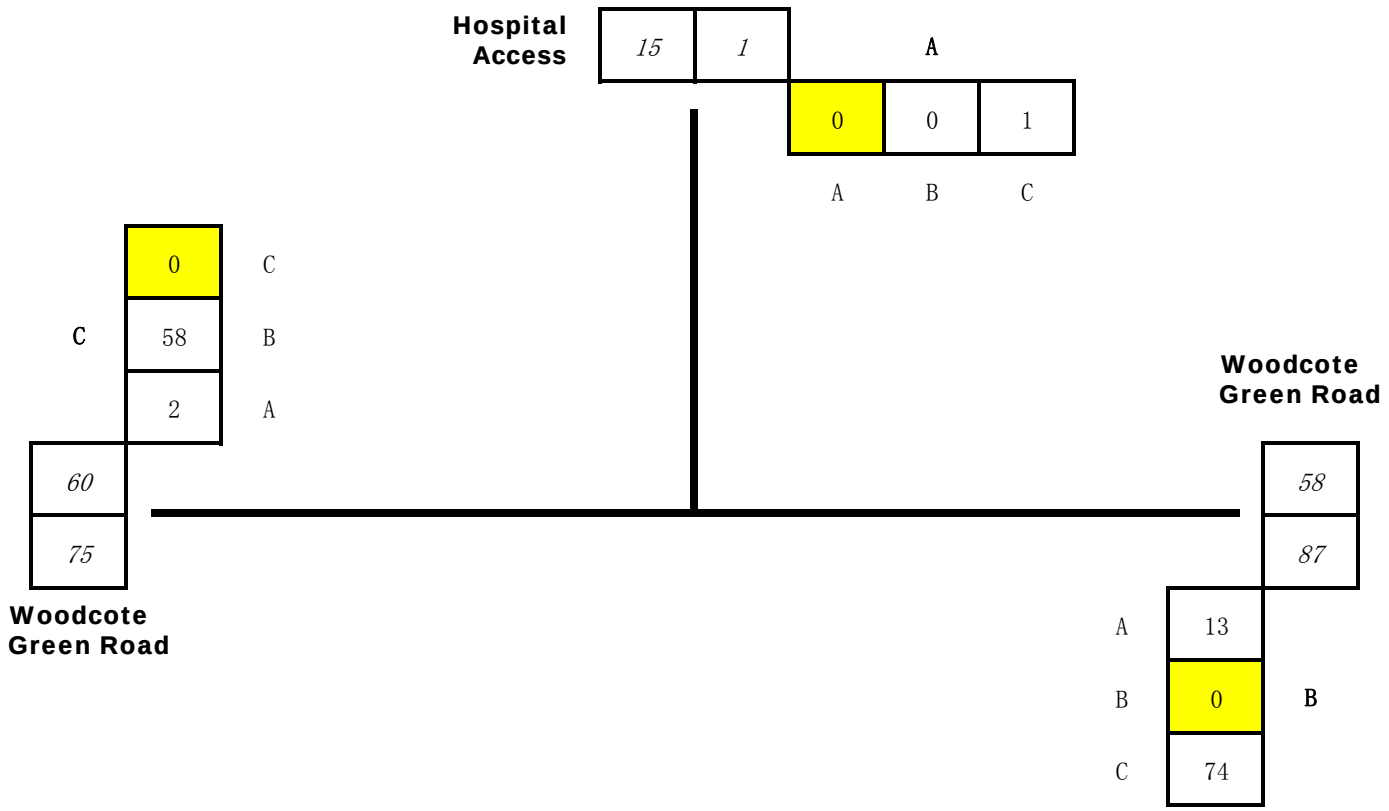

Advanced Transport Research
Site 4 - Woodcote Green Road/Hospital Access
Classified Counts

Job Number & Name: 21326 Epsom Hospital
Client: Mayer Brown
Date: Tuesday 21 May 2019

Times	A to A								A to B								A to C							
	Cars	LGV	Amb	OGV1	OGV2	PSV	M/B	Cyc	Cars	LGV	Amb	OGV1	OGV2	PSV	M/B	Cyc	Cars	LGV	Amb	OGV1	OGV2	PSV	M/B	Cyc
07:00 - 07:15	0	0	0	0	0	0	0	0	2	0	0	0	0	0	0	0	0	0	0	0	0	0	0	0
07:15 - 07:30	0	0	0	0	0	0	0	0	0	0	0	0	0	0	0	0	1	0	0	0	0	0	0	0
07:30 - 07:45	0	0	0	0	0	0	0	0	0	0	0	0	0	0	0	0	0	0	0	0	0	0	0	0
07:45 - 08:00	0	0	0	0	0	0	0	0	1	0	0	0	0	0	0	0	1	0	0	0	0	0	0	0
08:00 - 08:15	0	0	0	0	0	0	0	0	1	0	0	0	0	0	0	0	0	0	0	0	0	0	0	0
08:15 - 08:30	0	0	0	0	0	0	0	0	0	0	0	0	0	0	0	0	1	0	0	0	0	0	0	0
08:30 - 08:45	0	0	0	0	0	0	0	0	0	0	0	0	0	0	0	0	1	0	0	0	0	0	0	0
08:45 - 09:00	0	0	0	0	0	0	0	0	0	0	0	0	0	0	0	0	0	0	0	0	0	0	0	0
09:00 - 09:15	0	0	0	0	0	0	0	0	0	0	0	0	0	0	0	0	0	0	0	0	0	0	0	0
09:15 - 09:30	0	0	0	0	0	0	0	0	1	0	0	0	0	0	0	0	0	0	0	0	0	0	0	0
09:30 - 09:45	0	0	0	0	0	0	0	0	0	0	0	0	0	0	0	0	0	0	0	0	0	0	0	0
09:45 - 10:00	0	0	0	0	0	0	0	0	0	0	0	0	0	0	0	0	0	0	0	0	0	0	0	0
10:00 - 10:15	0	0	0	0	0	0	0	0	1	0	0	0	0	0	0	0	0	0	0	0	0	0	0	0
10:15 - 10:30	0	0	0	0	0	0	0	0	1	1	0	0	0	0	0	0	0	0	0	0	0	0	0	0
10:30 - 10:45	0	0	0	0	0	0	0	0	0	0	0	0	0	0	0	0	0	0	0	0	0	0	0	0
10:45 - 11:00	0	0	0	0	0	0	0	0	1	0	0	0	0	0	0	0	0	0	0	0	0	0	0	0
11:00 - 11:15	0	0	0	0	0	0	0	0	1	0	0	0	0	0	0	0	0	0	0	0	0	0	0	0
11:15 - 11:30	0	0	0	0	0	0	0	0	0	0	0	0	0	0	0	0	0	0	0	0	0	0	0	0
11:30 - 11:45	0	0	0	0	0	0	0	0	0	0	0	0	0	0	0	0	0	0	0	0	0	0	0	0
11:45 - 12:00	0	0	0	0	0	0	0	0	0	0	0	0	0	0	0	1	0	0	0	0	0	0	0	0
12:00 - 12:15	0	0	0	0	0	0	0	0	0	0	0	0	0	0	0	0	1	0	0	0	0	0	0	0
12:15 - 12:30	0	0	0	0	0	0	0	0	0	0	0	0	0	0	0	0	0	0	0	0	0	0	0	0
12:30 - 12:45	0	0	0	0	0	0	0	0	1	0	0	0	0	0	0	0	0	1	0	0	0	0	0	0
12:45 - 13:00	0	0	0	0	0	0	0	0	0	0	0	0	0	0	0	0	0	0	0	0	0	0	0	0
13:00 - 13:15	0	0	0	0	0	0	0	0	1	0	0	0	0	0	0	0	0	0	0	0	0	0	0	0
13:15 - 13:30	0	0	0	0	0	0	0	0	3	0	0	0	0	0	0	0	0	0	0	0	0	0	0	0
13:30 - 13:45	0	0	0	0	0	0	0	0	0	0	0	0	0	0	0	0	0	0	0	0	0	0	0	0
13:45 - 14:00	0	0	0	0	0	0	0	0	1	0	0	0	0	0	0	0	0	0	0	0	0	0	0	0
14:00 - 14:15	0	0	0	0	0	0	0	0	0	0	0	0	0	0	0	0	0	1	0	0	0	0	0	0
14:15 - 14:30	0	0	0	0	0	0	0	0	0	0	0	0	0	0	0	0	1	0	0	0	0	0	0	0
14:30 - 14:45	0	0	0	0	0	0	0	0	1	0	0	0	0	0	0	0	0	0	0	0	0	0	0	1
14:45 - 15:00	0	0	0	0	0	0	0	0	1	0	0	0	0	0	0	0	0	0	0	0	0	0	0	0
15:00 - 15:15	0	0	0	0	0	0	0	0	1	0	0	0	0	0	0	0	0	0	0	0	0	0	0	1
15:15 - 15:30	0	0	0	0	0	0	0	0	0	0	0	0	0	0	0	0	0	0	0	0	0	0	0	0
15:30 - 15:45	0	0	0	0	0	0	0	0	2	0	0	0	0	0	0	0	0	0	0	0	0	0	0	0
15:45 - 16:00	0	0	0	0	0	0	0	0	1	0	0	0	0	0	0	0	0	0	0	0	0	0	0	0
16:00 - 16:15	0	0	0	0	0	0	0	0	3	0	0	0	0	0	0	0	2	0	0	0	0	0	0	0
16:15 - 16:30	0	0	0	0	0	0	0	0	3	0	0	0	0	0	0	0	0	0	0	0	0	0	0	0
16:30 - 16:45	0	0	0	0	0	0	0	0	5	0	0	0	0	0	0	0	1	0	0	0	0	0	0	0
16:45 - 17:00	0	0	0	0	0	0	0	0	3	0	0	0	0	0	0	0	0	0	0	0	0	0	0	0
17:00 - 17:15	0	0	0	0	0	0	0	0	7	0	0	0	0	0	0	0	4	0	0	0	0	0	0	0
17:15 - 17:30	0	0	0	0	0	0	0	0	4	1	0	0	0	0	0	0	0	0	0	0	0	0	0	0
17:30 - 17:45	0	0	0	0	0	0	0	0	2	0	0	0	0	0	0	0	0	0	0	0	0	0	0	0
17:45 - 18:00	0	0	0	0	0	0	0	0	1	0	0	0	0	0	0	0	1	0	0	0	0	0	0	0
18:00 - 18:15	0	0	0	0	0	0	0	0	0	0	0	0	0	0	0	0	0	0	0	0	0	0	0	0
18:15 - 18:30	0	0	0	0	0	0	0	0	1	0	0	0	0	0	0	0	0	0	0	0	0	0	0	0
18:30 - 18:45	0	0	0	0	0	0	0	0	0	0	0	0	0	0	0	0	0	0	0	0	0	0	0	0
18:45 - 19:00	0	0	0	0	0	0	0	0	0	0	0	0	0	0	0	0	1	0	0	0	0	0	0	0

Times	B to A								B to B								B to C							
	Cars	LGV	Amb	OGV1	OGV2	PSV	M/B	Cyc	Cars	LGV	Amb	OGV1	OGV2	PSV	M/B	Cyc	Cars	LGV	Amb	OGV1	OGV2	PSV	M/B	Cyc
07:00 - 07:15	9	0	0	0	0	0	0	0	0	0	0	0	0	0	0	0	49	2	0	0	0	0	0	4
07:15 - 07:30	13	0	0	0	0	0	0	0	0	0	0	0	0	0	0	0	67	5	0	1	0	0	1	0
07:30 - 07:45	11	0	0	0	0	0	0	0	0	0	0	0	0	0	0	0	92	5	0	2	0	0	0	0
07:45 - 08:00	21	1	0	0	0	0	0	0	0	0	0	0	0	0	0	0	111	2	0	0	0	2	0	2
08:00 - 08:15	16	0	0	0	0	0	0	0	0	0	0	0	0	0	0	0	110	1	0	0	0	3	1	1
08:15 - 08:30	16	0	0	0	0	0	0	0	0	0	0	0	0	0	0	0	89	6	0	0	0	0	0	0
08:30 - 08:45	13	0	0	0	0	0	0	0	2	0	0	0	0	0	0	0	65	7	0	0	0	0	0	2
08:45 - 09:00	8	0	0	0	0	0	0	0	0	0	0	0	0	0	0	0	61	6	0	0	0	0	0	2
09:00 - 09:15	8	0	0	0	0	0	0	0	0	0	0	0	0	0	0	0	40	2	0	0	0	1	0	4
09:15 - 09:30	1	0	0	0	0	0	0	0	0	0	0	0	0	0	0	0	31	4	0	0	0	0	0	11
09:30 - 09:45	0	0	0	0	0	0	0	0	0	0	0	0	0	0	0	0	41	5	0	0	0	0	0	3
09:45 - 10:00	2	0	1	0	0	0	0	0	1	0	0	0	0	0	0	0	38	3	0	0	0	0	2	1
10:00 - 10:15	1	0	0	0	0	0	0	0	0	0	0	0	0	0	0	0	34	3	0	2	0	0	0	3
10:15 - 10:30	1	0	0	0	0	0	0	0	0	0	0	0	0	0	0	0	63	6	0	2	0	0	0	3
10:30 - 10:45	3	0	0	0	0	0	0	0	0	0	0	0	0	0	0	0	47	5	0	2	1	0	0	3
10:45 - 11:00	1	0	0	0	0	0	0	0	0	0	0	0	0	0	0	0	51	7	0	0	0	0	0	2
11:00 - 11:15	2	0	0	0	0	0	0	0	0	0	0	0	0	0	0	0	38	1	0	0	0	0	0	22
11:15 - 11:30	2	0	0	0	0	0	0	0	0	0	0	0	0	0	0	0	25	3	0	0	0	0	0	2
11:30 - 11:45	2	0	0	0	0	0	0	0	0	0	0	0	0	0	0	0	55	4	0	0	0	0	0	1
11:45 - 12:00	0	0	0	0	0	0	0	0	1	0	0	0	0	0	0	0	22	2	1	1	0	0	0	0
12:00 - 12:15	3	0	0	0	0	0	0	0	0	0	0	0	0	0	0	0	42	4	0	1	0	0	0	1
12:15 - 12:30	3	0	0	0	0	0	0	0	0	0	0	0	0	0	0	0	46	3	0	0	0	0	0	2
12:30 - 12:45	2	0	0	0	0	0	0	0	0	0	0	0	0	0	0	0	39	6	0	0	0	0	0	1
12:45 - 13:00	1	0	0	0	0	0	0	0	0	0	0	0	0	0	0	0	38	8	0	1	0	0	1	5
13:00 - 13:15	4	0	0	0	0	0	0	0	0	0	0	0	0	0	0	0	37	4	0	0	0	0	0	0
13:15 - 13:30	1	0	0	0	0	0	0	0	1	0	0	0	0	0	0	0	39	3	0	1	0	0	2	2
13:30 - 13:45	4	0	0	0	0	0	0	0	0	0	0	0	0	0	0	0	32	4	0	1	0	0	0	10
13:45 - 14:00	2	1	0	0	0	0	0	0	0	0	0	0	0	0	0	0	41	2	1	0	0	0	0	0
14:00 - 14:15	2	0	0	0	0	0	0	0	0	0	0	0	0	0	0	0	25	1	0	2	0	0	1	0
14:15 - 14:30	1	0	0	0	0	0	0	0	0	0	0	0	0	0	0	0	43	7	0	2	0	0	0	2
14:30 - 14:45	2	0	0	0	0	0	0	0	0	0	0	0	0	0	0	0	56	4	1	0	0	0	0	1
14:45 - 15:00	0	0	0	0	0	0	0	0	0	0	0	0	0	0	0	0	40	1	0	0	0	2	0	1
15:00 - 15:15	1	0	0	0	0	0	0	1	0	0	0	0	0	0	0	0	47	3	0	0	0	1	0	0
15:15 - 15:30	1	0	0	0	0	0	0	0	0	0	0	0	0	0	0	0	58	3	1	0	0	0	0	1
15:30 - 15:45	0	0	0	0	0	0	0	0	0	0	0	0	0	0	0	0	60	1	0	0	0	1	0	0
15:45 - 16:00	0	0	0	0	0	0	0	0	0	0	0	0	0	0	0	0	53	9	1	0	0	0	1	2
16:00 - 16:15	1	0	0	0	0	0	0	0	0	0	0	0	0	0	0	0	50	5	0	1	0	0	0	0
16:15 - 16:30	0	0	0	0	0	0	0	0	0	0	0	0	0	0	0	0	77	7	0	1	0	0	0	3
16:30 - 16:45	1	0	0	0	0	0	0	0	0	0	0	0	0	0	0	0	69	6	0	0	0	0	0	0
16:45 - 17:00	0	0	0	0	0	0	0	0	0	0	0	0	0	0	0	0	53	3	0	1	0	0	4	4
17:00 - 17:15	0	0	0	0	0	0	0	0	0	0	0	0	0	0	0	0	73	6	0	0	0	1	1	4
17:15 - 17:30	0	0	0	0	0	0	0	0	0	0	0	0	0	0	0	0	66	5	0	0	0	0	2	3
17:30 - 17:45	1	0	0	0	0	0	0	0	0	0	0	0	0	0	0	0	83	3	0	0	0	0	0	1
17:45 - 18:00	1	1	0	0	0	0	0	0	0	0	0	0	0	0	0	0	70	3	0	0	0	0	0	6
18:00 - 18:15	0	0	0	0	0	0	0	0	0	0	0	0	0	0	0	0	77	3	0	0	0	0	1	4
18:15 - 18:30	1	0	0	0	0	0	0	0	0	0	0	0	0	0	0	0	56	1	0	0	0	0	2	5
18:30 - 18:45	0	1	0	0	0	0	0	0	0	0	0	0	0	0	0	0	33	0	0	0	0	0	1	3
18:45 - 19:00	2	0	0	0	0	0	0	0	0	0	0	0	0	0	0	0	35	0	0	0	0	0	0	1

Times	C to A								C to B								C to C							
	Cars	LGV	Amb	OGV1	OGV2	PSV	M/B	Cyc	Cars	LGV	Amb	OGV1	OGV2	PSV	M/B	Cyc	Cars	LGV	Amb	OGV1	OGV2	PSV	M/B	Cyc
07:00 - 07:15	3	0	0	0	0	0	0	0	33	1	0	1	0	1	0	5	0	0	0	0	0	0	0	0
07:15 - 07:30	2	0	0	0	0	0	0	0	47	5	0	1	0	3	1	1	0	0	0	0	0	0	0	0
07:30 - 07:45	4	2	0	0	0	0	0	0	59	7	0	3	0	1	0	6	0	0	0	0	0	0	0	0
07:45 - 08:00	9	0	0	0	0	0	0	1	101	8	0	1	0	2	0	5	0	0	0	0	0	0	0	0
08:00 - 08:15	4	0	0	0	0	0	0	0	117	3	0	0	1	0	0	5	0	0	0	0	0	0	0	0
08:15 - 08:30	7	1	0	0	0	0	0	0	132	7	0	0	0	2	1	3	0	0	0	0	0	0	0	0
08:30 - 08:45	2	0	0	0	0	0	0	1	114	7	1	0	0	2	0	3	0	0	0	0	0	0	0	0
08:45 - 09:00	6	0	0	0	0	0	0	0	79	7	1	0	0	1	1	1	0	0	0	0	0	0	0	0
09:00 - 09:15	5	0	0	0	0	0	0	0	41	9	0	0	1	1	0	2	0	0	0	0	0	0	0	0
09:15 - 09:30	0	0	0	0	0	0	0	0	49	2	2	0	0	3	0	0	0	0	0	0	0	0	0	0
09:30 - 09:45	1	0	0	0	0	0	0	0	50	2	0	0	0	1	0	3	0	0	0	0	0	0	0	0
09:45 - 10:00	0	0	0	0	0	0	0	0	52	4	0	0	0	1	1	1	0	0	0	0	0	0	0	0
10:00 - 10:15	0	0	0	0	0	0	0	0	32	6	0	1	0	1	1	3	0	0	0	0	0	0	0	0
10:15 - 10:30	1	0	0	0	0	0	0	0	38	4	0	0	0	1	0	0	0	0	0	0	0	0	0	0
10:30 - 10:45	1	0	0	0	0	0	0	0	40	4	0	1	1	1	1	1	0	0	0	0	0	0	0	0
10:45 - 11:00	1	0	0	0	0	0	0	0	40	4	0	1	0	1	0	0	1	0	0	0	0	0	0	0
11:00 - 11:15	1	0	0	0	0	0	0	0	43	6	1	1	0	1	0	4	0	0	0	0	0	0	0	0
11:15 - 11:30	0	0	0	0	0	0	0	0	29	4	0	1	0	1	0	0	0	0	0	0	0	0	0	0
11:30 - 11:45	2	0	0	0	0	0	0	0	41	5	0	0	0	1	1	1	0	0	0	0	0	0	0	0
11:45 - 12:00	2	0	0	0	0	0	0	0	36	4	0	1	1	1	0	1	0	0	0	0	0	0	0	0
12:00 - 12:15	0	0	0	0	0	0	0	0	29	3	1	0	0	1	0	1	0	0	0	0	0	0	0	0
12:15 - 12:30	2	0	0	0	0	0	0	0	48	2	0	1	0	1	1	6	0	0	0	0	0	0	0	0
12:30 - 12:45	1	1	0	0	0	0	0	0	41	2	0	0	0	1	0	1	0	0	0	0	0	0	0	0
12:45 - 13:00	2	0	0	0	0	0	0	0	36	3	0	0	0	1	1	3	0	0	0	0	0	0	0	0
13:00 - 13:15	0	0	0	0	0	0	0	0	36	7	0	0	0	1	0	2	0	0	0	0	0	0	0	0
13:15 - 13:30	1	0	0	0	0	0	0	0	41	5	0	0	0	1	1	8	0	0	0	0	0	0	0	0
13:30 - 13:45	0	0	0	0	0	0	0	0	34	3	0	0	0	1	2	6	0	0	0	0	0	0	0	0
13:45 - 14:00	1	0	0	0	0	0	0	0	48	4	0	0	0	1	0	5	0	0	0	0	0	0	0	0
14:00 - 14:15	0	0	0	0	0	0	0	0	41	3	0	0	1	1	0	3	0	0	0	0	0	0	0	0
14:15 - 14:30	1	0	0	0	0	0	0	0	34	3	0	1	0	1	0	1	0	0	0	0	0	0	0	0
14:30 - 14:45	0	0	0	0	0	0	0	0	43	4	0	0	0	3	1	4	0	0	0	0	0	0	0	0
14:45 - 15:00	2	0	0	0	0	0	0	0	56	3	0	0	0	1	0	1	0	0	0	0	0	0	0	0
15:00 - 15:15	0	0	0	0	0	0	0	0	62	3	0	0	0	2	1	2	0	0	0	0	0	0	0	0
15:15 - 15:30	0	0	0	0	0	0	0	0	45	4	1	0	0	2	0	0	0	0	0	0	0	0	0	0
15:30 - 15:45	1	0	0	0	0	0	0	0	50	3	0	0	0	0	1	0	0	0	0	0	0	0	0	0
15:45 - 16:00	0	0	0	0	0	0	0	0	53	6	0	0	0	1	1	1	0	0	0	0	0	0	0	0
16:00 - 16:15	1	0	0	0	0	0	0	1	67	8	0	0	0	1	1	6	0	0	0	0	0	0	0	0
16:15 - 16:30	0	0	0	0	0	0	0	0	105	5	0	0	0	2	0	3	0	0	0	0	0	0	0	0
16:30 - 16:45	0	0	0	0	0	0	0	0	78	5	0	1	0	0	0	1	0	0	0	0	0	0	0	0
16:45 - 17:00	0	0	0	0	0	0	0	0	91	7	0	0	0	1	0	0	0	0	0	0	0	0	0	0
17:00 - 17:15	0	0	0	0	0	0	0	0	89	3	0	1	0	1	1	1	0	0	0	0	0	0	0	0
17:15 - 17:30	0	1	0	0	0	0	0	0	78	5	0	0	0	2	1	3	0	0	0	0	0	0	0	0
17:30 - 17:45	0	0	0	0	0	0	0	0	87	7	0	0	0	0	1	2	0	0	0	0	0	0	0	0
17:45 - 18:00	0	0	0	0	0	0	0	0	104	4	0	0	0	2	2	6	0	0	0	0	0	0	0	0
18:00 - 18:15	1	0	0	0	0	0	0	0	104	3	0	0	0	2	1	1	0	0	0	0	0	0	0	0
18:15 - 18:30	0	0	0	0	0	0	0	0	72	1	1	1	0	1	2	5	0	0	0	0	0	0	0	0
18:30 - 18:45	0	0	0	0	0	0	0	0	56	3	1	1	0	1	1	0	0	0	0	0	0	0	0	0
18:45 - 19:00	0	0	0	0	0	0	0	0	49	2	0	0	0	1	0	1	0	0	0	0	0	0	0	0

Advanced Transport Research
Site 4 - Woodcote Green Road/Hospital Access
PCU Values

Job Number & Name: 21326 Epsom Hospital
Client: Mayer Brown
Date: Tuesday 21 May 2019

Times	A to A									A to B									A to C								
	Cars	LGV	Amb	OGV1	OGV2	PSV	M/B	Cyc	Total	Cars	LGV	Amb	OGV1	OGV2	PSV	M/B	Cyc	Total	Cars	LGV	Amb	OGV1	OGV2	PSV	M/B	Cyc	Total
#### - ####	0.0	0.0	0.0	0.0	0.0	0.0	0.0	0.0	0.0	2.0	0.0	0.0	0.0	0.0	0.0	0.0	0.0	2.0	0.0	0.0	0.0	0.0	0.0	0.0	0.0	0.0	0.0
#### - ####	0.0	0.0	0.0	0.0	0.0	0.0	0.0	0.0	0.0	0.0	0.0	0.0	0.0	0.0	0.0	0.0	0.0	0.0	1.0	0.0	0.0	0.0	0.0	0.0	0.0	0.0	1.0
#### - ####	0.0	0.0	0.0	0.0	0.0	0.0	0.0	0.0	0.0	0.0	0.0	0.0	0.0	0.0	0.0	0.0	0.0	0.0	0.0	0.0	0.0	0.0	0.0	0.0	0.0	0.0	0.0
#### - ####	0.0	0.0	0.0	0.0	0.0	0.0	0.0	0.0	0.0	1.0	0.0	0.0	0.0	0.0	0.0	0.0	0.0	1.0	1.0	0.0	0.0	0.0	0.0	0.0	0.0	0.0	1.0
#### - ####	0.0	0.0	0.0	0.0	0.0	0.0	0.0	0.0	0.0	1.0	0.0	0.0	0.0	0.0	0.0	0.0	0.0	1.0	0.0	0.0	0.0	0.0	0.0	0.0	0.0	0.0	0.0
#### - ####	0.0	0.0	0.0	0.0	0.0	0.0	0.0	0.0	0.0	0.0	0.0	0.0	0.0	0.0	0.0	0.0	0.0	0.0	1.0	0.0	0.0	0.0	0.0	0.0	0.0	0.0	1.0
#### - ####	0.0	0.0	0.0	0.0	0.0	0.0	0.0	0.0	0.0	0.0	0.0	0.0	0.0	0.0	0.0	0.0	0.0	0.0	1.0	0.0	0.0	0.0	0.0	0.0	0.0	0.0	1.0
#### - ####	0.0	0.0	0.0	0.0	0.0	0.0	0.0	0.0	0.0	0.0	0.0	0.0	0.0	0.0	0.0	0.0	0.0	0.0	0.0	0.0	0.0	0.0	0.0	0.0	0.0	0.0	0.0
#### - ####	0.0	0.0	0.0	0.0	0.0	0.0	0.0	0.0	0.0	0.0	0.0	0.0	0.0	0.0	0.0	0.0	0.0	0.0	0.0	0.0	0.0	0.0	0.0	0.0	0.0	0.0	0.0
#### - ####	0.0	0.0	0.0	0.0	0.0	0.0	0.0	0.0	0.0	1.0	0.0	0.0	0.0	0.0	0.0	0.0	0.0	1.0	0.0	0.0	0.0	0.0	0.0	0.0	0.0	0.0	0.0
#### - ####	0.0	0.0	0.0	0.0	0.0	0.0	0.0	0.0	0.0	0.0	0.0	0.0	0.0	0.0	0.0	0.0	0.0	0.0	0.0	0.0	0.0	0.0	0.0	0.0	0.0	0.0	0.0
#### - ####	0.0	0.0	0.0	0.0	0.0	0.0	0.0	0.0	0.0	0.0	0.0	0.0	0.0	0.0	0.0	0.0	0.0	0.0	0.0	0.0	0.0	0.0	0.0	0.0	0.0	0.0	0.0
#### - ####	0.0	0.0	0.0	0.0	0.0	0.0	0.0	0.0	0.0	1.0	0.0	0.0	0.0	0.0	0.0	0.0	0.0	1.0	0.0	0.0	0.0	0.0	0.0	0.0	0.0	0.0	0.0
#### - ####	0.0	0.0	0.0	0.0	0.0	0.0	0.0	0.0	0.0	1.0	1.0	0.0	0.0	0.0	0.0	0.0	0.0	2.0	0.0	0.0	0.0	0.0	0.0	0.0	0.0	0.0	0.0
#### - ####	0.0	0.0	0.0	0.0	0.0	0.0	0.0	0.0	0.0	0.0	0.0	0.0	0.0	0.0	0.0	0.0	0.0	0.0	0.0	0.0	0.0	0.0	0.0	0.0	0.0	0.0	0.0
#### - ####	0.0	0.0	0.0	0.0	0.0	0.0	0.0	0.0	0.0	1.0	0.0	0.0	0.0	0.0	0.0	0.0	0.0	1.0	0.0	0.0	0.0	0.0	0.0	0.0	0.0	0.0	0.0
#### - ####	0.0	0.0	0.0	0.0	0.0	0.0	0.0	0.0	0.0	1.0	0.0	0.0	0.0	0.0	0.0	0.0	0.0	1.0	0.0	0.0	0.0	0.0	0.0	0.0	0.0	0.0	0.0
#### - ####	0.0	0.0	0.0	0.0	0.0	0.0	0.0	0.0	0.0	0.0	0.0	0.0	0.0	0.0	0.0	0.0	0.0	0.0	0.0	0.0	0.0	0.0	0.0	0.0	0.0	0.0	0.0
#### - ####	0.0	0.0	0.0	0.0	0.0	0.0	0.0	0.0	0.0	0.0	0.0	0.0	0.0	0.0	0.0	0.0	0.0	0.0	0.0	0.0	0.0	0.0	0.0	0.0	0.0	0.0	0.0
#### - ####	0.0	0.0	0.0	0.0	0.0	0.0	0.0	0.0	0.0	0.0	0.0	0.0	0.0	0.0	0.0	0.0	0.2	0.2	0.0	0.0	0.0	0.0	0.0	0.0	0.0	0.0	0.0
#### - ####	0.0	0.0	0.0	0.0	0.0	0.0	0.0	0.0	0.0	0.0	0.0	0.0	0.0	0.0	0.0	0.0	0.0	0.0	1.0	0.0	0.0	0.0	0.0	0.0	0.0	0.0	1.0
#### - ####	0.0	0.0	0.0	0.0	0.0	0.0	0.0	0.0	0.0	0.0	0.0	0.0	0.0	0.0	0.0	0.0	0.0	0.0	0.0	0.0	0.0	0.0	0.0	0.0	0.0	0.0	0.0
#### - ####	0.0	0.0	0.0	0.0	0.0	0.0	0.0	0.0	0.0	1.0	0.0	0.0	0.0	0.0	0.0	0.0	0.0	1.0	0.0	1.0	0.0	0.0	0.0	0.0	0.0	0.0	1.0
#### - ####	0.0	0.0	0.0	0.0	0.0	0.0	0.0	0.0	0.0	0.0	0.0	0.0	0.0	0.0	0.0	0.0	0.0	0.0	0.0	0.0	0.0	0.0	0.0	0.0	0.0	0.0	0.0
#### - ####	0.0	0.0	0.0	0.0	0.0	0.0	0.0	0.0	0.0	1.0	0.0	0.0	0.0	0.0	0.0	0.0	0.0	1.0	0.0	0.0	0.0	0.0	0.0	0.0	0.0	0.0	0.0
#### - ####	0.0	0.0	0.0	0.0	0.0	0.0	0.0	0.0	0.0	3.0	0.0	0.0	0.0	0.0	0.0	0.0	0.0	3.0	0.0	0.0	0.0	0.0	0.0	0.0	0.0	0.0	0.0
#### - ####	0.0	0.0	0.0	0.0	0.0	0.0	0.0	0.0	0.0	0.0	0.0	0.0	0.0	0.0	0.0	0.0	0.0	0.0	0.0	0.0	0.0	0.0	0.0	0.0	0.0	0.0	0.0
#### - ####	0.0	0.0	0.0	0.0	0.0	0.0	0.0	0.0	0.0	1.0	0.0	0.0	0.0	0.0	0.0	0.0	0.0	1.0	0.0	0.0	0.0	0.0	0.0	0.0	0.0	0.0	0.0
#### - ####	0.0	0.0	0.0	0.0	0.0	0.0	0.0	0.0	0.0	0.0	0.0	0.0	0.0	0.0	0.0	0.0	0.0	0.0	0.0	1.0	0.0	0.0	0.0	0.0	0.0	0.0	1.0
#### - ####	0.0	0.0	0.0	0.0	0.0	0.0	0.0	0.0	0.0	0.0	0.0	0.0	0.0	0.0	0.0	0.0	0.0	0.0	1.0	0.0	0.0	0.0	0.0	0.0	0.0	0.0	1.0
#### - ####	0.0	0.0	0.0	0.0	0.0	0.0	0.0	0.0	0.0	1.0	0.0	0.0	0.0	0.0	0.0	0.0	0.0	1.0	0.0	0.0	0.0	0.0	0.0	0.0	0.0	0.2	0.2
#### - ####	0.0	0.0	0.0	0.0	0.0	0.0	0.0	0.0	0.0	1.0	0.0	0.0	0.0	0.0	0.0	0.0	0.0	1.0	0.0	0.0	0.0	0.0	0.0	0.0	0.0	0.0	0.0
#### - ####	0.0	0.0	0.0	0.0	0.0	0.0	0.0	0.0	0.0	1.0	0.0	0.0	0.0	0.0	0.0	0.0	0.0	1.0	0.0	0.0	0.0	0.0	0.0	0.0	0.0	0.2	0.2
#### - ####	0.0	0.0	0.0	0.0	0.0	0.0	0.0	0.0	0.0	0.0	0.0	0.0	0.0	0.0	0.0	0.0	0.0	0.0	0.0	0.0	0.0	0.0	0.0	0.0	0.0	0.0	0.0
#### - ####	0.0	0.0	0.0	0.0	0.0	0.0	0.0	0.0	0.0	2.0	0.0	0.0	0.0	0.0	0.0	0.0	0.0	2.0	0.0	0.0	0.0	0.0	0.0	0.0	0.0	0.0	0.0
#### - ####	0.0	0.0	0.0	0.0	0.0	0.0	0.0	0.0	0.0	1.0	0.0	0.0	0.0	0.0	0.0	0.0	0.0	1.0	0.0	0.0	0.0	0.0	0.0	0.0	0.0	0.0	0.0
#### - ####	0.0	0.0	0.0	0.0	0.0	0.0	0.0	0.0	0.0	3.0	0.0	0.0	0.0	0.0	0.0	0.0	0.0	3.0	2.0	0.0	0.0	0.0	0.0	0.0	0.0	0.0	2.0
#### - ####	0.0	0.0	0.0	0.0	0.0	0.0	0.0	0.0	0.0	3.0	0.0	0.0	0.0	0.0	0.0	0.0	0.0	3.0	0.0	0.0	0.0	0.0	0.0	0.0	0.0	0.0	0.0
#### - ####	0.0	0.0	0.0	0.0	0.0	0.0	0.0	0.0	0.0	5.0	0.0	0.0	0.0	0.0	0.0	0.0	0.0	5.0	1.0	0.0	0.0	0.0	0.0	0.0	0.0	0.0	1.0
#### - ####	0.0	0.0	0.0	0.0	0.0	0.0	0.0	0.0	0.0	3.0	0.0	0.0	0.0	0.0	0.0	0.0	0.0	3.0	0.0	0.0	0.0	0.0	0.0	0.0	0.0	0.0	0.0
#### - ####	0.0	0.0	0.0	0.0	0.0	0.0	0.0	0.0	0.0	7.0	0.0	0.0	0.0	0.0	0.0	0.0	0.0	7.0	4.0	0.0	0.0	0.0	0.0	0.0	0.0	0.0	4.0
#### - ####	0.0	0.0	0.0	0.0	0.0	0.0	0.0	0.0	0.0	4.0	1.0	0.0	0.0	0.0	0.0	0.0	0.0	5.0	0.0	0.0	0.0	0.0	0.0	0.0	0.0	0.0	0.0
#### - ####	0.0	0.0	0.0	0.0	0.0	0.0	0.0	0.0	0.0	2.0	0.0	0.0	0.0	0.0	0.0	0.0	0.0	2.0	0.0	0.0	0.0	0.0	0.0	0.0	0.0	0.0	0.0
#### - ####	0.0	0.0	0.0	0.0	0.0	0.0	0.0	0.0	0.0	1.0	0.0	0.0	0.0	0.0	0.0	0.0	0.0	1.0	1.0	0.0	0.0	0.0	0.0	0.0	0.0	0.0	1.0
#### - ####	0.0	0.0	0.0	0.0	0.0	0.0	0.0	0.0	0.0	0.0	0.0	0.0	0.0	0.0	0.0	0.0	0.0	0.0	0.0	0.0	0.0	0.0	0.0	0.0	0.0	0.0	0.0
#### - ####	0.0	0.0	0.0	0.0	0.0	0.0	0.0	0.0	0.0	1.0	0.0	0.0	0.0	0.0	0.0	0.0	0.0	1.0	0.0	0.0	0.0	0.0	0.0	0.0	0.0	0.0	0.0
#### - ####	0.0	0.0	0.0	0.0	0.0	0.0	0.0	0.0	0.0	0.0	0.0	0.0	0.0	0.0	0.0	0.0	0.0	0.0	0.0	0.0	0.0	0.0	0.0	0.0	0.0	0.0	0.0
#### - ####	0.0	0.0	0.0	0.0	0.0	0.0	0.0	0.0	0.0	0.0	0.0	0.0	0.0	0.0	0.0	0.0	0.0	0.0	1.0	0.0	0.0	0.0	0.0	0.0	0.0	0.0	1.0
07:00 - 08:00	0.0	0.0	0.0	0.0	0.0	0.0	0.0	0.0	0.0	3.0	0.0	0.0	0.0	0.0	0.0	0.0	0.0	3.0	2.0	0.0	0.0	0.0	0.0	0.0	0.0	0.0	2.0
07:15 - 08:15	0.0	0.0	0.0	0.0	0.0	0.0	0.0	0.0	0.0	2.0	0.0	0.0	0.0	0.0	0.0	0.0	0.0	2.0	2.0	0.0	0.0	0.0	0.0	0.0	0.0	0.0	2.0
07:30 - 08:30	0.0	0.0	0.0	0.0	0.0	0.0	0.0	0.0	0.0	2.0	0.0	0.0	0.0	0.0	0.0	0.0	0.0	2.0	2.0	0.0	0.0	0.0	0.0	0.0	0.0	0.0	2.0
07:45 - 08:45	0.0	0.0	0.0	0.0	0.0	0.0	0.0	0.0	0.0	2.0	0.0	0.0	0.0	0.0	0.0	0.0	0.0	2.0	3.0	0.0	0.0	0.0	0.0	0.0	0.0	0.0	3.0
08:00 - 09:00	0.0	0.0	0.0	0.0	0.0	0.0	0.0	0.0	0.0	1.0	0.0	0.0	0.0	0.0	0.0	0.0	0.0	1.0	2.0	0.0	0.0	0.0	0.0	0.0	0.0	0.0	2.0
08:15 - 09:15	0.0	0.0	0.0	0.0	0.0	0.0	0.0	0.0	0.0	0.0	0.0	0.0	0.0	0.0	0.0	0.0	0.0	0.0	2.0	0.0	0.0	0.0	0.0	0.0	0.0	0.0	2.0
08:30 - 09:30	0.0	0.0	0.0	0.0	0.0	0.0	0.0	0.0	0.0	1.0	0.0	0.0	0.0	0.0	0.0	0.0	0.0	1.0	1.0	0.0	0.0	0.0	0.0	0.0	0.0	0.0	1.0
08:45 - 09:45	0.0	0.0	0.0	0.0	0.0	0.0	0.0	0.0	0.0	1.0	0.0	0.0	0.0	0.0	0.0	0.0	0.0	1.0	0.0	0.0	0.0	0.0	0.0	0.0	0.0	0.0	0.0
09:00 - 10:00	0.0	0.0	0.0	0.0	0.0	0.0	0.0	0.0	0.0	1.0	0.0	0.0	0.0	0.0	0.0	0.0	0.0	1.0	0.0	0.0	0.0	0.0	0.0	0.0	0.0	0.0	0.0
09:15 - 10:15	0.0	0.0	0.0	0.0	0.0	0.0	0.0	0.0	0.0	2.0	0.0	0.0	0.0	0.0	0.0	0.0	0.0	2.0	0.0	0.0	0.0	0.0	0.0	0.0	0.0	0.0	0.0
09:30 - 10:30	0.0	0.0	0.0	0.0	0.0	0.0	0.0	0.0	0.0	2.0	1.0	0.0	0.0	0.0	0.0	0.0	0.0	3.0	0.0	0.0	0.0	0.0	0.0	0.0	0.0	0.0	0.0
09:45 - 10:45	0.0	0.0	0.0	0.0	0.0	0.0	0.0	0.0	0.0	2.0	1.0	0.0	0.0	0.0	0.0	0.0	0.0	3.0	0.0	0.0	0.0	0.0	0.0	0.0	0.0	0.0	0.0
10:00 - 11:00	0.0	0.0	0.0	0.0	0.0	0.0	0.0	0.0	0.0	3.0	1.0	0.0	0.0	0.0	0.0	0.0	0.0	4.0	0.0	0.0	0.0	0.0	0.0	0.0	0.0	0.0	0.0
10:15 - 11:15	0.0	0.0	0.0	0.0	0.0	0.0	0.0	0.0	0.0	3.0	1.0	0.0	0.0	0.0	0.0	0.0	0.0	4.0	0.0	0.0	0.0	0.0	0.0	0.0	0.0	0.0	0.0
10:30 - 11:30	0.0	0.0	0.0	0.0	0.0	0.0	0.0	0.0	0.0	2.0	0.0	0.0	0.0	0.0	0.0	0.0	0.0	2.0	0.0	0.0	0.0	0.0	0.0	0.0	0.0	0.0	0.0
10:45 - 11:45	0.0	0.0	0.0	0.0	0.0	0.0	0.0	0.0	0.0	2.0	0.0	0.0	0.0	0.0	0.0	0.0	0.0	2.0	0.0	0.0	0.0	0.0	0.0	0.0	0.0	0.0	0.0
11:00 - 12:00	0.0	0.0	0.0	0.0	0.0	0.0	0.0	0.0	0.0	1.0	0.0	0.0	0.0	0.0	0.0	0.0	0.2	1.2	0.0	0.0	0.0	0.0	0.0	0.0	0.0	0.0	0.0
11:15 - 12:15	0.0	0.0	0.0	0.0	0.0	0.0	0.0	0.0	0.0	0.0	0.0	0.0	0.0	0.0	0.0	0.0	0.2	0.2	1.0	0.0	0.0	0.0	0.0	0.0	0.0	0.0	1.0
11:30 - 12:30	0.0	0.0	0.0	0.0	0.0	0.0	0.0	0.0	0.0	0.0	0.0	0.0	0.0	0.0	0.0	0.0	0.2	0.2	1.0	0.0	0.0	0.0	0.0	0.0	0.0	0.0	1.0
11:45 - 12:45	0.0	0.0	0.0	0.0	0.0	0.0	0.0	0.0	0.0	1.0	0.0	0.0	0.0	0.0	0.0	0.0	0.2	1.2	1.0	1.0	0.0	0.0	0.0	0.0	0.0	0.0	2.0
12:00 - 13:00	0.0	0.0	0.0	0.0	0.0	0.0	0.0	0.0	0.0	1.0	0.0	0.0	0.0	0.0	0.0	0.0	0.0	1.0	1.0	1.0	0.0	0.0	0.0	0.0	0.0	0.0	2.0
12:15 - 13:15	0.0	0.0	0.0	0.0	0.0	0.0	0.0	0.0	0.0	2.0	0.0	0.0	0.0	0.0	0.0	0.0	0.0	2.0	0.0	1.0	0.0	0.0	0.0	0.0	0.0	0.0	1.0
12:30 - 13:30	0.0	0.0	0.0	0.0	0.0	0.0	0.0	0.0	0.0	5.0	0.0	0.0	0.0	0.0	0.0	0.0	0.0	5.0	0.0	1.0	0.0	0.0	0.0	0.0	0.0	0.0	1.0
12:45 - 13:45	0.0	0.0	0.0	0.0	0.0	0.0	0.0	0.0	0.0	4.0	0.0	0.0	0.0	0.0	0.0	0.0	0.0	4.0	0.0	0.0	0.0	0.0	0.0	0.0	0.0	0.0	0.0
13:00 - 14:00	0.0	0.0	0.0	0.0	0.0	0.0	0.0	0.0	0.0	5.0	0.0	0.0	0.0	0.0	0.0	0.0	0.0	5.0	0.0	0.0	0.0	0.0	0.0	0.0	0.0	0.0	0.0
13:15 - 14:15	0.0	0.0	0.0	0.0	0.0	0.0	0.0	0.0	0.0	4.0	0.0	0.0	0.0	0.0	0.0	0.0	0.0	4.0	0.0	1.0	0.0	0.0	0.0	0.0	0.0	0.0	1.0
13:30 - 14:30	0.0	0.0	0.0	0.0	0.0	0.0	0.0	0.0	0.0	1.0	0.0	0.0	0.0	0.0	0.0	0.0	0.0	1.0	1.0	1.0	0.0	0.0	0.0	0.0	0.0	0.0	2.0
13:45 - 14:45	0.0	0.0	0.0	0.0	0.0	0.0	0.0	0.0	0.0	2.0	0.0	0.0	0.0	0.0	0.0	0.0	0.0	2.0	1.0	1.0	0.0	0.0	0.0	0.0	0.0	0.2	2.2
14:00 - 15:00	0.0	0.0	0.0	0.0	0.0	0.0	0.0	0.0	0.0	2.0	0.0	0.0	0.0	0.0	0.0	0.0	0.0	2.0	1.0	1.0	0.0	0.0	0.0	0.0	0.0	0.2	2.2
14:15 - 15:15	0.0	0.0	0.0	0.0	0.0	0.0	0.0	0.0	0.0	3.0	0.0	0.0	0.0	0.0	0.0	0.0	0.0	3.0	1.0	0.0	0.0	0.0	0.0	0.0	0.0	0.4	1.4
14:30 - 15:30	0.0	0.0	0.0	0.0	0.0	0.0	0.0	0.0	0.0	3.0	0.0	0.0	0.0	0.0	0.0	0.0	0.0	3.0	0.0	0.0	0.0	0.0	0.0	0.0	0.0	0.4	0.4
14:45 - 15:45	0.0	0.0	0.0	0.0	0.0	0.0	0.0	0.0	0.0	4.0	0.0	0.0	0.0	0.0	0.0	0.0	0.0	4.0	0.0	0.0	0.0	0.0	0.0	0.0	0.0	0.2	0.2
15:00 - 16:00	0.0	0.0	0.0	0.0	0.0	0.0	0.0	0.0	0.0	4.0	0.0	0.0	0.0	0.0	0.0	0.0	0.0	4.0	0.0	0.0	0.0	0.0	0.0	0.0	0.0	0.2	0.2
15:15 - 16:15	0.0	0.0	0.0	0.0	0.0	0.0	0.0	0.0	0.0	6.0	0.0	0.0	0.0	0.0	0.0	0.0	0.0	6.0	2.0	0.0	0.0	0.0	0.0	0.0	0.0	0.0	2.0
15:30 - 16:30	0.0	0.0	0.0	0.0	0.0	0.0	0.0	0.0	0.0	9.0	0.0	0.0	0.0	0.0	0.0	0.0	0.0	9.0	2.0	0.0	0.0	0.0	0.0	0.0	0.0	0.0	2.0
15:45 - 16:45	0.0	0.0	0.0	0.0	0.0	0.0	0.0	0.0	0.0	12.0	0.0	0.0	0.0	0.0	0.0	0.0	0.0	12.0	3.0	0.0	0.0	0.0	0.0	0.0	0.0	0.0	3.0
16:00 - 17:00	0.0	0.0	0.0	0.0	0.0	0.0	0.0	0.0	0.0	14.0	0.0	0.0	0.0	0.0	0.0	0.0	0.0	14.0	3.0	0.0	0.0	0.0	0.0	0.0	0.0	0.0	3.0
16:15 - 17:15	0.0	0.0	0.0	0.0	0.0	0.0	0.0	0.0	0.0	18.0	0.0	0.0	0.0	0.0	0.0	0.0	0.0	18.0	5.0	0.0	0.0	0.0	0.0	0.0	0.0	0.0	5.0
16:30 - 17:30	0.0	0.0	0.0	0.0	0.0	0.0	0.0	0.0	0.0	19.0	1.0	0.0	0.0	0.0	0.0	0.0	0.0	20.0	5.0	0.0	0.0	0.0	0.0	0.0	0.0	0.0	5.0
16:45 - 17:45	0.0	0.0	0.0	0.0	0.0	0.0	0.0	0.0	0.0	16.0	1.0	0.0	0.0	0.0	0.0	0.0	0.0	17.0	4.0	0.0	0.0	0.0	0.0	0.0	0.0	0.0	4.0
17:00 - 18:00	0.0	0.0	0.0	0.0	0.0	0.0	0.0	0.0	0.0	14.0	1.0	0.0	0.0	0.0	0.0	0.0	0.0	15.0	5.0	0.0	0.0	0.0	0.0	0.0	0.0	0.0	5.0
17:15 - 18:15	0.0	0.0	0.0	0.0	0.0	0.0	0.0	0.0	0.0	7.0	1.0	0.0	0.0	0.0	0.0	0.0	0.0	8.0	1.0	0.0	0.0	0.0	0.0	0.0	0.0	0.0	1.0
17:30 - 18:30	0.0	0.0	0.0	0.0	0.0	0.0	0.0	0.0	0.0	4.0	0.0	0.0	0.0	0.0	0.0	0.0	0.0	4.0	1.0	0.0	0.0	0.0	0.0	0.0	0.0	0.0	1.0
17:45 - 18:45	0.0	0.0	0.0	0.0	0.0	0.0	0.0	0.0	0.0	2.0	0.0	0.0	0.0	0.0	0.0	0.0	0.0	2.0	1.0	0.0	0.0	0.0	0.0	0.0	0.0	0.0	1.0
18:00 - 19:00	0.0	0.0	0.0	0.0	0.0	0.0	0.0	0.0	0.0	1.0	0.0	0.0	0.0	0.0	0.0	0.0	0.0	1.0	1.0	0.0	0.0	0.0	0.0	0.0	0.0	0.0	1.0
07:45 - 08:45	0.0	0.0	0.0	0.0	0.0	0.0	0.0	0.0	0.0	2.0	0.0	0.0	0.0	0.0	0.0	0.0	0.0	2.0	3.0	0.0	0.0	0.0	0.0	0.0	0.0	0.0	3.0
15:45 - 16:45	0.0	0.0	0.0	0.0	0.0	0.0	0.0	0.0	0.0	12.0	0.0	0.0	0.0	0.0	0.0	0.0	0.0	12.0	3.0	0.0	0.0	0.0	0.0	0.0	0.0	0.0	3.0
17:15 - 18:15	0.0	0.0	0.0	0.0	0.0	0.0	0.0	0.0	0.0	7.0	1.0	0.0	0.0	0.0	0.0	0.0	0.0	8.0	1.0	0.0	0.0	0.0	0.0	0.0	0.0	0.0	1.0

Times	B to A									B to B									B to C								
	Cars	LGV	Amb	OGV1	OGV2	PSV	M/B	Cyc	Total	Cars	LGV	Amb	OGV1	OGV2	PSV	M/B	Cyc	Total	Cars	LGV	Amb	OGV1	OGV2	PSV	M/B	Cyc	Total
#### - ####	9.0	0.0	0.0	0.0	0.0	0.0	0.0	0.0	9.0	0.0	0.0	0.0	0.0	0.0	0.0	0.0	0.0	0.0	49.0	2.0	4.0	0.0	0.0	0.0	0.0	0.8	55.8
#### - ####	13.0	0.0	0.0	0.0	0.0	0.0	0.0	0.0	13.0	0.0	0.0	0.0	0.0	0.0	0.0	0.0	0.0	0.0	67.0	5.0	0.0	1.5	0.0	0.0	0.4	0.0	73.9
#### - ####	11.0	0.0	0.0	0.0	0.0	0.0	0.0	0.0	11.0	0.0	0.0	0.0	0.0	0.0	0.0	0.0	0.0	0.0	92.0	5.0	0.0	3.0	0.0	0.0	0.0	0.0	100.0
#### - ####	21.0	1.0	0.0	0.0	0.0	0.0	0.0	0.0	22.0	0.0	0.0	0.0	0.0	0.0	0.0	0.0	0.0	0.0	111.0	2.0	2.0	0.0	0.0	4.0	0.0	0.4	119.4
#### - ####	16.0	0.0	0.0	0.0	0.0	0.0	0.0	0.0	16.0	0.0	0.0	0.0	0.0	0.0	0.0	0.0	0.0	0.0	110.0	1.0	1.0	0.0	0.0	6.0	0.4	0.2	118.6
#### - ####	16.0	0.0	0.0	0.0	0.0	0.0	0.0	0.0	16.0	0.0	0.0	0.0	0.0	0.0	0.0	0.0	0.0	0.0	89.0	6.0	0.0	0.0	0.0	0.0	0.0	0.0	95.0
#### - ####	13.0	0.0	0.0	0.0	0.0	0.0	0.0	0.0	13.0	2.0	0.0	0.0	0.0	0.0	0.0	0.0	0.0	2.0	65.0	7.0	2.0	0.0	0.0	0.0	0.0	0.4	74.4
#### - ####	8.0	0.0	0.0	0.0	0.0	0.0	0.0	0.0	8.0	0.0	0.0	0.0	0.0	0.0	0.0	0.0	0.0	0.0	61.0	6.0	2.0	0.0	0.0	0.0	0.0	0.4	69.4
#### - ####	8.0	0.0	0.0	0.0	0.0	0.0	0.0	0.0	8.0	0.0	0.0	0.0	0.0	0.0	0.0	0.0	0.0	0.0	40.0	2.0	4.0	0.0	0.0	2.0	0.0	0.8	48.8
#### - ####	1.0	0.0	0.0	0.0	0.0	0.0	0.0	0.0	1.0	0.0	0.0	0.0	0.0	0.0	0.0	0.0	0.0	0.0	31.0	4.0	11.0	0.0	0.0	0.0	0.0	2.2	48.2
#### - ####	0.0	0.0	0.0	0.0	0.0	0.0	0.0	0.0	0.0	0.0	0.0	0.0	0.0	0.0	0.0	0.0	0.0	0.0	41.0	5.0	3.0	0.0	0.0	0.0	0.0	0.6	49.6
#### - ####	2.0	0.0	0.0	0.0	0.0	0.0	0.0	0.0	2.0	1.0	0.0	0.0	0.0	0.0	0.0	0.0	0.0	1.0	38.0	3.0	1.0	0.0	0.0	0.0	0.8	0.2	43.0
#### - ####	1.0	0.0	0.0	0.0	0.0	0.0	0.0	0.0	1.0	0.0	0.0	0.0	0.0	0.0	0.0	0.0	0.0	0.0	34.0	3.0	3.0	3.0	0.0	0.0	0.0	0.6	43.6
#### - ####	1.0	0.0	0.0	0.0	0.0	0.0	0.0	0.0	1.0	0.0	0.0	0.0	0.0	0.0	0.0	0.0	0.0	0.0	63.0	6.0	3.0	3.0	0.0	0.0	0.0	0.6	75.6
#### - ####	3.0	0.0	0.0	0.0	0.0	0.0	0.0	0.0	3.0	0.0	0.0	0.0	0.0	0.0	0.0	0.0	0.0	0.0	47.0	5.0	3.0	3.0	2.3	0.0	0.0	0.6	60.9
#### - ####	1.0	0.0	0.0	0.0	0.0	0.0	0.0	0.0	1.0	0.0	0.0	0.0	0.0	0.0	0.0	0.0	0.0	0.0	51.0	7.0	2.0	0.0	0.0	0.0	0.0	0.4	60.4
#### - ####	2.0	0.0	0.0	0.0	0.0	0.0	0.0	0.0	2.0	0.0	0.0	0.0	0.0	0.0	0.0	0.0	0.0	0.0	38.0	1.0	22.0	0.0	0.0	0.0	0.0	4.4	65.4
#### - ####	2.0	0.0	0.0	0.0	0.0	0.0	0.0	0.0	2.0	0.0	0.0	0.0	0.0	0.0	0.0	0.0	0.0	0.0	25.0	3.0	2.0	0.0	0.0	0.0	0.0	0.4	30.4
#### - ####	2.0	0.0	0.0	0.0	0.0	0.0	0.0	0.0	2.0	0.0	0.0	0.0	0.0	0.0	0.0	0.0	0.0	0.0	55.0	4.0	1.0	0.0	0.0	0.0	0.0	0.2	60.2
#### - ####	0.0	0.0	0.0	0.0	0.0	0.0	0.0	0.0	0.0	1.0	0.0	0.0	0.0	0.0	0.0	0.0	0.0	1.0	22.0	2.0	0.0	1.5	0.0	0.0	0.0	0.0	25.5
#### - ####	3.0	0.0	0.0	0.0	0.0	0.0	0.0	0.0	3.0	0.0	0.0	0.0	0.0	0.0	0.0	0.0	0.0	0.0	42.0	4.0	1.0	1.5	0.0	0.0	0.0	0.2	48.7
#### - ####	3.0	0.0	0.0	0.0	0.0	0.0	0.0	0.0	3.0	0.0	0.0	0.0	0.0	0.0	0.0	0.0	0.0	0.0	46.0	3.0	2.0	0.0	0.0	0.0	0.0	0.4	51.4
#### - ####	2.0	0.0	0.0	0.0	0.0	0.0	0.0	0.0	2.0	0.0	0.0	0.0	0.0	0.0	0.0	0.0	0.0	0.0	39.0	6.0	1.0	0.0	0.0	0.0	0.0	0.2	46.2
#### - ####	1.0	0.0	0.0	0.0	0.0	0.0	0.0	0.0	1.0	0.0	0.0	0.0	0.0	0.0	0.0	0.0	0.0	0.0	38.0	8.0	5.0	1.5	0.0	0.0	0.4	1.0	53.9
#### - ####	4.0	0.0	0.0	0.0	0.0	0.0	0.0	0.0	4.0	0.0	0.0	0.0	0.0	0.0	0.0	0.0	0.0	0.0	37.0	4.0	0.0	0.0	0.0	0.0	0.0	0.0	41.0
#### - ####	1.0	0.0	0.0	0.0	0.0	0.0	0.0	0.0	1.0	1.0	0.0	0.0	0.0	0.0	0.0	0.0	0.0	1.0	39.0	3.0	2.0	1.5	0.0	0.0	0.8	0.4	46.7
#### - ####	4.0	0.0	0.0	0.0	0.0	0.0	0.0	0.0	4.0	0.0	0.0	0.0	0.0	0.0	0.0	0.0	0.0	0.0	32.0	4.0	10.0	1.5	0.0	0.0	0.0	2.0	49.5
#### - ####	2.0	1.0	0.0	0.0	0.0	0.0	0.0	0.0	3.0	0.0	0.0	0.0	0.0	0.0	0.0	0.0	0.0	0.0	41.0	2.0	0.0	0.0	0.0	0.0	0.0	0.0	43.0
#### - ####	2.0	0.0	0.0	0.0	0.0	0.0	0.0	0.0	2.0	0.0	0.0	0.0	0.0	0.0	0.0	0.0	0.0	0.0	25.0	1.0	0.0	3.0	0.0	0.0	0.4	0.0	29.4
#### - ####	1.0	0.0	0.0	0.0	0.0	0.0	0.0	0.0	1.0	0.0	0.0	0.0	0.0	0.0	0.0	0.0	0.0	0.0	43.0	7.0	2.0	3.0	0.0	0.0	0.0	0.4	55.4
#### - ####	2.0	0.0	0.0	0.0	0.0	0.0	0.0	0.0	2.0	0.0	0.0	0.0	0.0	0.0	0.0	0.0	0.0	0.0	56.0	4.0	1.0	0.0	0.0	0.0	0.0	0.2	61.2
#### - ####	0.0	0.0	0.0	0.0	0.0	0.0	0.0	0.0	0.0	0.0	0.0	0.0	0.0	0.0	0.0	0.0	0.0	0.0	40.0	1.0	1.0	0.0	0.0	4.0	0.0	0.2	46.2
#### - ####	1.0	0.0	0.0	0.0	0.0	0.0	0.0	0.2	1.2	0.0	0.0	0.0	0.0	0.0	0.0	0.0	0.0	0.0	47.0	3.0	0.0	0.0	0.0	2.0	0.0	0.0	52.0
#### - ####	1.0	0.0	0.0	0.0	0.0	0.0	0.0	0.0	1.0	0.0	0.0	0.0	0.0	0.0	0.0	0.0	0.0	0.0	58.0	3.0	1.0	0.0	0.0	0.0	0.0	0.2	62.2
#### - ####	0.0	0.0	0.0	0.0	0.0	0.0	0.0	0.0	0.0	0.0	0.0	0.0	0.0	0.0	0.0	0.0	0.0	0.0	60.0	1.0	0.0	0.0	0.0	2.0	0.0	0.0	63.0
#### - ####	0.0	0.0	0.0	0.0	0.0	0.0	0.0	0.0	0.0	0.0	0.0	0.0	0.0	0.0	0.0	0.0	0.0	0.0	53.0	9.0	2.0	0.0	0.0	0.0	0.4	0.4	64.8
#### - ####	1.0	0.0	0.0	0.0	0.0	0.0	0.0	0.0	1.0	0.0	0.0	0.0	0.0	0.0	0.0	0.0	0.0	0.0	50.0	5.0	0.0	1.5	0.0	0.0	0.0	0.0	56.5
#### - ####	0.0	0.0	0.0	0.0	0.0	0.0	0.0	0.0	0.0	0.0	0.0	0.0	0.0	0.0	0.0	0.0	0.0	0.0	77.0	7.0	3.0	1.5	0.0	0.0	0.0	0.6	89.1
#### - ####	1.0	0.0	0.0	0.0	0.0	0.0	0.0	0.0	1.0	0.0	0.0	0.0	0.0	0.0	0.0	0.0	0.0	0.0	69.0	6.0	0.0	0.0	0.0	0.0	0.0	0.0	75.0
#### - ####	0.0	0.0	0.0	0.0	0.0	0.0	0.0	0.0	0.0	0.0	0.0	0.0	0.0	0.0	0.0	0.0	0.0	0.0	53.0	3.0	4.0	1.5	0.0	0.0	1.6	0.8	63.9
#### - ####	0.0	0.0	0.0	0.0	0.0	0.0	0.0	0.0	0.0	0.0	0.0	0.0	0.0	0.0	0.0	0.0	0.0	0.0	73.0	6.0	4.0	0.0	0.0	2.0	0.4	0.8	86.2
#### - ####	0.0	0.0	0.0	0.0	0.0	0.0	0.0	0.0	0.0	0.0	0.0	0.0	0.0	0.0	0.0	0.0	0.0	0.0	66.0	5.0	3.0	0.0	0.0	0.0	0.8	0.6	75.4
#### - ####	1.0	0.0	0.0	0.0	0.0	0.0	0.0	0.0	1.0	0.0	0.0	0.0	0.0	0.0	0.0	0.0	0.0	0.0	83.0	3.0	1.0	0.0	0.0	0.0	0.0	0.2	87.2
#### - ####	1.0	1.0	0.0	0.0	0.0	0.0	0.0	0.0	2.0	0.0	0.0	0.0	0.0	0.0	0.0	0.0	0.0	0.0	70.0	3.0	6.0	0.0	0.0	0.0	0.0	1.2	80.2
#### - ####	0.0	0.0	0.0	0.0	0.0	0.0	0.0	0.0	0.0	0.0	0.0	0.0	0.0	0.0	0.0	0.0	0.0	0.0	77.0	3.0	4.0	0.0	0.0	0.0	0.4	0.8	85.2
#### - ####	1.0	0.0	0.0	0.0	0.0	0.0	0.0	0.0	1.0	0.0	0.0	0.0	0.0	0.0	0.0	0.0	0.0	0.0	56.0	1.0	5.0	0.0	0.0	0.0	0.8	1.0	63.8
#### - ####	0.0	1.0	0.0	0.0	0.0	0.0	0.0	0.0	1.0	0.0	0.0	0.0	0.0	0.0	0.0	0.0	0.0	0.0	33.0	0.0	3.0	0.0	0.0	0.0	0.4	0.6	37.0
#### - ####	2.0	0.0	0.0	0.0	0.0	0.0	0.0	0.0	2.0	0.0	0.0	0.0	0.0	0.0	0.0	0.0	0.0	0.0	35.0	0.0	1.0	0.0	0.0	0.0	0.0	0.2	36.2
07:00 - 08:00	54.0	1.0	0.0	0.0	0.0	0.0	0.0	0.0	55.0	0.0	0.0	0.0	0.0	0.0	0.0	0.0	0.0	0.0	319.0	14.0	6.0	4.5	0.0	4.0	0.4	1.2	349.1
07:15 - 08:15	61.0	1.0	0.0	0.0	0.0	0.0	0.0	0.0	62.0	0.0	0.0	0.0	0.0	0.0	0.0	0.0	0.0	0.0	380.0	13.0	3.0	4.5	0.0	10.0	0.8	0.6	411.9
07:30 - 08:30	64.0	1.0	0.0	0.0	0.0	0.0	0.0	0.0	65.0	0.0	0.0	0.0	0.0	0.0	0.0	0.0	0.0	0.0	402.0	14.0	3.0	3.0	0.0	10.0	0.4	0.6	433.0
07:45 - 08:45	66.0	1.0	0.0	0.0	0.0	0.0	0.0	0.0	67.0	2.0	0.0	0.0	0.0	0.0	0.0	0.0	0.0	2.0	375.0	16.0	5.0	0.0	0.0	10.0	0.4	1.0	407.4
08:00 - 09:00	53.0	0.0	0.0	0.0	0.0	0.0	0.0	0.0	53.0	2.0	0.0	0.0	0.0	0.0	0.0	0.0	0.0	2.0	325.0	20.0	5.0	0.0	0.0	6.0	0.4	1.0	357.4
08:15 - 09:15	45.0	0.0	0.0	0.0	0.0	0.0	0.0	0.0	45.0	2.0	0.0	0.0	0.0	0.0	0.0	0.0	0.0	2.0	255.0	21.0	8.0	0.0	0.0	2.0	0.0	1.6	287.6
08:30 - 09:30	30.0	0.0	0.0	0.0	0.0	0.0	0.0	0.0	30.0	2.0	0.0	0.0	0.0	0.0	0.0	0.0	0.0	2.0	197.0	19.0	19.0	0.0	0.0	2.0	0.0	3.8	240.8
08:45 - 09:45	17.0	0.0	0.0	0.0	0.0	0.0	0.0	0.0	17.0	0.0	0.0	0.0	0.0	0.0	0.0	0.0	0.0	0.0	173.0	17.0	20.0	0.0	0.0	2.0	0.0	4.0	216.0
09:00 - 10:00	11.0	0.0	0.0	0.0	0.0	0.0	0.0	0.0	11.0	1.0	0.0	0.0	0.0	0.0	0.0	0.0	0.0	1.0	150.0	14.0	19.0	0.0	0.0	2.0	0.8	3.8	189.6
09:15 - 10:15	4.0	0.0	0.0	0.0	0.0	0.0	0.0	0.0	4.0	1.0	0.0	0.0	0.0	0.0	0.0	0.0	0.0	1.0	144.0	15.0	18.0	3.0	0.0	0.0	0.8	3.6	184.4
09:30 - 10:30	4.0	0.0	0.0	0.0	0.0	0.0	0.0	0.0	4.0	1.0	0.0	0.0	0.0	0.0	0.0	0.0	0.0	1.0	176.0	17.0	10.0	6.0	0.0	0.0	0.8	2.0	211.8
09:45 - 10:45	7.0	0.0	0.0	0.0	0.0	0.0	0.0	0.0	7.0	1.0	0.0	0.0	0.0	0.0	0.0	0.0	0.0	1.0	182.0	17.0	10.0	9.0	2.3	0.0	0.8	2.0	223.1
10:00 - 11:00	6.0	0.0	0.0	0.0	0.0	0.0	0.0	0.0	6.0	0.0	0.0	0.0	0.0	0.0	0.0	0.0	0.0	0.0	195.0	21.0	11.0	9.0	2.3	0.0	0.0	2.2	240.5
10:15 - 11:15	7.0	0.0	0.0	0.0	0.0	0.0	0.0	0.0	7.0	0.0	0.0	0.0	0.0	0.0	0.0	0.0	0.0	0.0	199.0	19.0	30.0	6.0	2.3	0.0	0.0	6.0	262.3
10:30 - 11:30	8.0	0.0	0.0	0.0	0.0	0.0	0.0	0.0	8.0	0.0	0.0	0.0	0.0	0.0	0.0	0.0	0.0	0.0	161.0	16.0	29.0	3.0	2.3	0.0	0.0	5.8	217.1
10:45 - 11:45	7.0	0.0	0.0	0.0	0.0	0.0	0.0	0.0	7.0	0.0	0.0	0.0	0.0	0.0	0.0	0.0	0.0	0.0	169.0	15.0	27.0	0.0	0.0	0.0	0.0	5.4	216.4
11:00 - 12:00	6.0	0.0	0.0	0.0	0.0	0.0	0.0	0.0	6.0	1.0	0.0	0.0	0.0	0.0	0.0	0.0	0.0	1.0	140.0	10.0	25.0	1.5	0.0	0.0	0.0	5.0	181.5
11:15 - 12:15	7.0	0.0	0.0	0.0	0.0	0.0	0.0	0.0	7.0	1.0	0.0	0.0	0.0	0.0	0.0	0.0	0.0	1.0	144.0	13.0	4.0	3.0	0.0	0.0	0.0	0.8	164.8
11:30 - 12:30	8.0	0.0	0.0	0.0	0.0	0.0	0.0	0.0	8.0	1.0	0.0	0.0	0.0	0.0	0.0	0.0	0.0	1.0	165.0	13.0	4.0	3.0	0.0	0.0	0.0	0.8	185.8
11:45 - 12:45	8.0	0.0	0.0	0.0	0.0	0.0	0.0	0.0	8.0	1.0	0.0	0.0	0.0	0.0	0.0	0.0	0.0	1.0	149.0	15.0	4.0	3.0	0.0	0.0	0.0	0.8	171.8
12:00 - 13:00	9.0	0.0	0.0	0.0	0.0	0.0	0.0	0.0	9.0	0.0	0.0	0.0	0.0	0.0	0.0	0.0	0.0	0.0	165.0	21.0	9.0	3.0	0.0	0.0	0.4	1.8	200.2
12:15 - 13:15	10.0	0.0	0.0	0.0	0.0	0.0	0.0	0.0	10.0	0.0	0.0	0.0	0.0	0.0	0.0	0.0	0.0	0.0	160.0	21.0	8.0	1.5	0.0	0.0	0.4	1.6	192.5
12:30 - 13:30	8.0	0.0	0.0	0.0	0.0	0.0	0.0	0.0	8.0	1.0	0.0	0.0	0.0	0.0	0.0	0.0	0.0	1.0	153.0	21.0	8.0	3.0	0.0	0.0	1.2	1.6	187.8
12:45 - 13:45	10.0	0.0	0.0	0.0	0.0	0.0	0.0	0.0	10.0	1.0	0.0	0.0	0.0	0.0	0.0	0.0	0.0	1.0	146.0	19.0	17.0	4.5	0.0	0.0	1.2	3.4	191.1
13:00 - 14:00	11.0	1.0	0.0	0.0	0.0	0.0	0.0	0.0	12.0	1.0	0.0	0.0	0.0	0.0	0.0	0.0	0.0	1.0	149.0	13.0	12.0	3.0	0.0	0.0	0.8	2.4	180.2
13:15 - 14:15	9.0	1.0	0.0	0.0	0.0	0.0	0.0	0.0	10.0	1.0	0.0	0.0	0.0	0.0	0.0	0.0	0.0	1.0	137.0	10.0	12.0	6.0	0.0	0.0	1.2	2.4	168.6
13:30 - 14:30	9.0	1.0	0.0	0.0	0.0	0.0	0.0	0.0	10.0	0.0	0.0	0.0	0.0	0.0	0.0	0.0	0.0	0.0	141.0	14.0	12.0	7.5	0.0	0.0	0.4	2.4	177.3
13:45 - 14:45	7.0	1.0	0.0	0.0	0.0	0.0	0.0	0.0	8.0	0.0	0.0	0.0	0.0	0.0	0.0	0.0	0.0	0.0	165.0	14.0	3.0	6.0	0.0	0.0	0.4	0.6	189.0
14:00 - 15:00	5.0	0.0	0.0	0.0	0.0	0.0	0.0	0.0	5.0	0.0	0.0	0.0	0.0	0.0	0.0	0.0	0.0	0.0	164.0	13.0	4.0	6.0	0.0	4.0	0.4	0.8	192.2
14:15 - 15:15	4.0	0.0	0.0	0.0	0.0	0.0	0.0	0.2	4.2	0.0	0.0	0.0	0.0	0.0	0.0	0.0	0.0	0.0	186.0	15.0	4.0	3.0	0.0	6.0	0.0	0.8	214.8
14:30 - 15:30	4.0	0.0	0.0	0.0	0.0	0.0	0.0	0.2	4.2	0.0	0.0	0.0	0.0	0.0	0.0	0.0	0.0	0.0	201.0	11.0	3.0	0.0	0.0	6.0	0.0	0.6	221.6
14:45 - 15:45	2.0	0.0	0.0	0.0	0.0	0.0	0.0	0.2	2.2	0.0	0.0	0.0	0.0	0.0	0.0	0.0	0.0	0.0	205.0	8.0	2.0	0.0	0.0	8.0	0.0	0.4	223.4
15:00 - 16:00	2.0	0.0	0.0	0.0	0.0	0.0	0.0	0.2	2.2	0.0	0.0	0.0	0.0	0.0	0.0	0.0	0.0	0.0	218.0	16.0	3.0	0.0	0.0	4.0	0.4	0.6	242.0
15:15 - 16:15	2.0	0.0	0.0	0.0	0.0	0.0	0.0	0.0	2.0	0.0	0.0	0.0	0.0	0.0	0.0	0.0	0.0	0.0	221.0	18.0	3.0	1.5	0.0	2.0	0.4	0.6	246.5
15:30 - 16:30	1.0	0.0	0.0	0.0	0.0	0.0	0.0	0.0	1.0	0.0	0.0	0.0	0.0	0.0	0.0	0.0	0.0	0.0	240.0	22.0	5.0	3.0	0.0	2.0	0.4	1.0	273.4
15:45 - 16:45	2.0	0.0	0.0	0.0	0.0	0.0	0.0	0.0	2.0	0.0	0.0	0.0	0.0	0.0	0.0	0.0	0.0	0.0	249.0	27.0	5.0	3.0	0.0	0.0	0.4	1.0	285.4
16:00 - 17:00	2.0	0.0	0.0	0.0	0.0	0.0	0.0	0.0	2.0	0.0	0.0	0.0	0.0	0.0	0.0	0.0	0.0	0.0	249.0	21.0	7.0	4.5	0.0	0.0	1.6	1.4	284.5
16:15 - 17:15	1.0	0.0	0.0	0.0	0.0	0.0	0.0	0.0	1.0	0.0	0.0	0.0	0.0	0.0	0.0	0.0	0.0	0.0	272.0	22.0	11.0	3.0	0.0	2.0	2.0	2.2	314.2
16:30 - 17:30	1.0	0.0	0.0	0.0	0.0	0.0	0.0	0.0	1.0	0.0	0.0	0.0	0.0	0.0	0.0	0.0	0.0	0.0	261.0	20.0	11.0	1.5	0.0	2.0	2.8	2.2	300.5
16:45 - 17:45	1.0	0.0	0.0	0.0	0.0	0.0	0.0	0.0	1.0	0.0	0.0	0.0	0.0	0.0	0.0	0.0	0.0	0.0	275.0	17.0	12.0	1.5	0.0	2.0	2.8	2.4	312.7
17:00 - 18:00	2.0	1.0	0.0	0.0	0.0	0.0	0.0	0.0	3.0	0.0	0.0	0.0	0.0	0.0	0.0	0.0	0.0	0.0	292.0	17.0	14.0	0.0	0.0	2.0	1.2	2.8	329.0
17:15 - 18:15	2.0	1.0	0.0	0.0	0.0	0.0	0.0	0.0	3.0	0.0	0.0	0.0	0.0	0.0	0.0	0.0	0.0	0.0	296.0	14.0	14.0	0.0	0.0	0.0	1.2	2.8	328.0
17:30 - 18:30	3.0	1.0	0.0	0.0	0.0	0.0	0.0	0.0	4.0	0.0	0.0	0.0	0.0	0.0	0.0	0.0	0.0	0.0	286.0	10.0	16.0	0.0	0.0	0.0	1.2	3.2	316.4
17:45 - 18:45	2.0	2.0	0.0	0.0	0.0	0.0	0.0	0.0	4.0	0.0	0.0	0.0	0.0	0.0	0.0	0.0	0.0	0.0	236.0	7.0	18.0	0.0	0.0	0.0	1.6	3.6	266.2
18:00 - 19:00	3.0	1.0	0.0	0.0	0.0	0.0	0.0	0.0	4.0	0.0	0.0	0.0	0.0	0.0	0.0	0.0	0.0	0.0	201.0	4.0	13.0	0.0	0.0	0.0	1.6	2.6	222.2
07:45 - 08:45	66.0	1.0	0.0	0.0	0.0	0.0	0.0	0.0	67.0	2.0	0.0	0.0	0.0	0.0	0.0	0.0	0.0	2.0	####	16.0	5.0	0.0	0.0	10.0	0.4	1.0	####
15:45 - 16:45	2.0	0.0	0.0	0.0	0.0	0.0	0.0	0.0	2.0	0.0	0.0	0.0	0.0	0.0	0.0	0.0	0.0	0.0	####	27.0	5.0	3.0	0.0	0.0	0.4	1.0	####
17:15 - 18:15	2.0	1.0	0.0	0.0	0.0	0.0	0.0	0.0	3.0	0.0	0.0	0.0	0.0	0.0	0.0	0.0	0.0	0.0	####	14.0	14.0	0.0	0.0	0.0	1.2	2.8	####

Times	C to A									C to B									C to C								
	Cars	LGV	Amb	OGV1	OGV2	PSV	M/B	Cyc	Total	Cars	LGV	Amb	OGV1	OGV2	PSV	M/B	Cyc	Total	Cars	LGV	Amb	OGV1	OGV2	PSV	M/B	Cyc	Total
#### - ####	3.0	0.0	33.0	0.0	0.0	0.0	0.0	0.0	36.0	33.0	1.0	0.0	1.5	0.0	2.0	0.0	1.0	38.5	0.0	0.0	0.0	0.0	0.0	0.0	0.0	0.0	0.0
#### - ####	2.0	0.0	47.0	0.0	0.0	0.0	0.0	0.0	49.0	47.0	5.0	0.0	1.5	0.0	6.0	0.4	0.2	60.1	0.0	0.0	0.0	0.0	0.0	0.0	0.0	0.0	0.0
#### - ####	4.0	2.0	59.0	0.0	0.0	0.0	0.0	0.0	65.0	59.0	7.0	0.0	4.5	0.0	2.0	0.0	1.2	73.7	0.0	0.0	0.0	0.0	0.0	0.0	0.0	0.0	0.0
#### - ####	9.0	0.0	101.0	0.0	0.0	0.0	0.0	0.2	110.2	101.0	8.0	0.0	1.5	0.0	4.0	0.0	1.0	115.5	0.0	0.0	0.0	0.0	0.0	0.0	0.0	0.0	0.0
#### - ####	4.0	0.0	117.0	0.0	0.0	0.0	0.0	0.0	121.0	117.0	3.0	0.0	0.0	2.3	0.0	0.0	1.0	123.3	0.0	0.0	0.0	0.0	0.0	0.0	0.0	0.0	0.0
#### - ####	7.0	1.0	132.0	0.0	0.0	0.0	0.0	0.0	140.0	132.0	7.0	0.0	0.0	0.0	4.0	0.4	0.6	144.0	0.0	0.0	0.0	0.0	0.0	0.0	0.0	0.0	0.0
#### - ####	2.0	0.0	114.0	0.0	0.0	0.0	0.0	0.2	116.2	114.0	7.0	0.0	0.0	0.0	4.0	0.0	0.6	125.6	0.0	0.0	0.0	0.0	0.0	0.0	0.0	0.0	0.0
#### - ####	6.0	0.0	79.0	0.0	0.0	0.0	0.0	0.0	85.0	79.0	7.0	0.0	0.0	0.0	2.0	0.4	0.2	88.6	0.0	0.0	0.0	0.0	0.0	0.0	0.0	0.0	0.0
#### - ####	5.0	0.0	41.0	0.0	0.0	0.0	0.0	0.0	46.0	41.0	9.0	0.0	0.0	2.3	2.0	0.0	0.4	54.7	0.0	0.0	0.0	0.0	0.0	0.0	0.0	0.0	0.0
#### - ####	0.0	0.0	49.0	0.0	0.0	0.0	0.0	0.0	49.0	49.0	2.0	0.0	0.0	0.0	6.0	0.0	0.0	57.0	0.0	0.0	0.0	0.0	0.0	0.0	0.0	0.0	0.0
#### - ####	1.0	0.0	50.0	0.0	0.0	0.0	0.0	0.0	51.0	50.0	2.0	0.0	0.0	0.0	2.0	0.0	0.6	54.6	0.0	0.0	0.0	0.0	0.0	0.0	0.0	0.0	0.0
#### - ####	0.0	0.0	52.0	0.0	0.0	0.0	0.0	0.0	52.0	52.0	4.0	0.0	0.0	0.0	2.0	0.4	0.2	58.6	0.0	0.0	0.0	0.0	0.0	0.0	0.0	0.0	0.0
#### - ####	0.0	0.0	32.0	0.0	0.0	0.0	0.0	0.0	32.0	32.0	6.0	0.0	1.5	0.0	2.0	0.4	0.6	42.5	0.0	0.0	0.0	0.0	0.0	0.0	0.0	0.0	0.0
#### - ####	1.0	0.0	38.0	0.0	0.0	0.0	0.0	0.0	39.0	38.0	4.0	0.0	0.0	0.0	2.0	0.0	0.0	44.0	0.0	0.0	0.0	0.0	0.0	0.0	0.0	0.0	0.0
#### - ####	1.0	0.0	40.0	0.0	0.0	0.0	0.0	0.0	41.0	40.0	4.0	0.0	1.5	2.3	2.0	0.4	0.2	50.4	0.0	0.0	0.0	0.0	0.0	0.0	0.0	0.0	0.0
#### - ####	1.0	0.0	40.0	0.0	0.0	0.0	0.0	0.0	41.0	40.0	4.0	0.0	1.5	0.0	2.0	0.0	0.0	47.5	1.0	0.0	0.0	0.0	0.0	0.0	0.0	0.0	1.0
#### - ####	1.0	0.0	43.0	0.0	0.0	0.0	0.0	0.0	44.0	43.0	6.0	0.0	1.5	0.0	2.0	0.0	0.8	53.3	0.0	0.0	0.0	0.0	0.0	0.0	0.0	0.0	0.0
#### - ####	0.0	0.0	29.0	0.0	0.0	0.0	0.0	0.0	29.0	29.0	4.0	0.0	1.5	0.0	2.0	0.0	0.0	36.5	0.0	0.0	0.0	0.0	0.0	0.0	0.0	0.0	0.0
#### - ####	2.0	0.0	41.0	0.0	0.0	0.0	0.0	0.0	43.0	41.0	5.0	0.0	0.0	0.0	2.0	0.4	0.2	48.6	0.0	0.0	0.0	0.0	0.0	0.0	0.0	0.0	0.0
#### - ####	2.0	0.0	36.0	0.0	0.0	0.0	0.0	0.0	38.0	36.0	4.0	0.0	1.5	2.3	2.0	0.0	0.2	46.0	0.0	0.0	0.0	0.0	0.0	0.0	0.0	0.0	0.0
#### - ####	0.0	0.0	29.0	0.0	0.0	0.0	0.0	0.0	29.0	29.0	3.0	0.0	0.0	0.0	2.0	0.0	0.2	34.2	0.0	0.0	0.0	0.0	0.0	0.0	0.0	0.0	0.0
#### - ####	2.0	0.0	48.0	0.0	0.0	0.0	0.0	0.0	50.0	48.0	2.0	0.0	1.5	0.0	2.0	0.4	1.2	55.1	0.0	0.0	0.0	0.0	0.0	0.0	0.0	0.0	0.0
#### - ####	1.0	1.0	41.0	0.0	0.0	0.0	0.0	0.0	43.0	41.0	2.0	0.0	0.0	0.0	2.0	0.0	0.2	45.2	0.0	0.0	0.0	0.0	0.0	0.0	0.0	0.0	0.0
#### - ####	2.0	0.0	36.0	0.0	0.0	0.0	0.0	0.0	38.0	36.0	3.0	0.0	0.0	0.0	2.0	0.4	0.6	42.0	0.0	0.0	0.0	0.0	0.0	0.0	0.0	0.0	0.0
#### - ####	0.0	0.0	36.0	0.0	0.0	0.0	0.0	0.0	36.0	36.0	7.0	0.0	0.0	0.0	2.0	0.0	0.4	45.4	0.0	0.0	0.0	0.0	0.0	0.0	0.0	0.0	0.0
#### - ####	1.0	0.0	41.0	0.0	0.0	0.0	0.0	0.0	42.0	41.0	5.0	0.0	0.0	0.0	2.0	0.4	1.6	50.0	0.0	0.0	0.0	0.0	0.0	0.0	0.0	0.0	0.0
#### - ####	0.0	0.0	34.0	0.0	0.0	0.0	0.0	0.0	34.0	34.0	3.0	0.0	0.0	0.0	2.0	0.8	1.2	41.0	0.0	0.0	0.0	0.0	0.0	0.0	0.0	0.0	0.0
#### - ####	1.0	0.0	48.0	0.0	0.0	0.0	0.0	0.0	49.0	48.0	4.0	0.0	0.0	0.0	2.0	0.0	1.0	55.0	0.0	0.0	0.0	0.0	0.0	0.0	0.0	0.0	0.0
#### - ####	0.0	0.0	41.0	0.0	0.0	0.0	0.0	0.0	41.0	41.0	3.0	0.0	0.0	2.3	2.0	0.0	0.6	48.9	0.0	0.0	0.0	0.0	0.0	0.0	0.0	0.0	0.0
#### - ####	1.0	0.0	34.0	0.0	0.0	0.0	0.0	0.0	35.0	34.0	3.0	0.0	1.5	0.0	2.0	0.0	0.2	40.7	0.0	0.0	0.0	0.0	0.0	0.0	0.0	0.0	0.0
#### - ####	0.0	0.0	43.0	0.0	0.0	0.0	0.0	0.0	43.0	43.0	4.0	0.0	0.0	0.0	6.0	0.4	0.8	54.2	0.0	0.0	0.0	0.0	0.0	0.0	0.0	0.0	0.0
#### - ####	2.0	0.0	56.0	0.0	0.0	0.0	0.0	0.0	58.0	56.0	3.0	0.0	0.0	0.0	2.0	0.0	0.2	61.2	0.0	0.0	0.0	0.0	0.0	0.0	0.0	0.0	0.0
#### - ####	0.0	0.0	62.0	0.0	0.0	0.0	0.0	0.0	62.0	62.0	3.0	0.0	0.0	0.0	4.0	0.4	0.4	69.8	0.0	0.0	0.0	0.0	0.0	0.0	0.0	0.0	0.0
#### - ####	0.0	0.0	45.0	0.0	0.0	0.0	0.0	0.0	45.0	45.0	4.0	0.0	0.0	0.0	4.0	0.0	0.0	53.0	0.0	0.0	0.0	0.0	0.0	0.0	0.0	0.0	0.0
#### - ####	1.0	0.0	50.0	0.0	0.0	0.0	0.0	0.0	51.0	50.0	3.0	0.0	0.0	0.0	0.0	0.4	0.0	53.4	0.0	0.0	0.0	0.0	0.0	0.0	0.0	0.0	0.0
#### - ####	0.0	0.0	53.0	0.0	0.0	0.0	0.0	0.0	53.0	53.0	6.0	0.0	0.0	0.0	2.0	0.4	0.2	61.6	0.0	0.0	0.0	0.0	0.0	0.0	0.0	0.0	0.0
#### - ####	1.0	0.0	67.0	0.0	0.0	0.0	0.0	0.2	68.2	67.0	8.0	0.0	0.0	0.0	2.0	0.4	1.2	78.6	0.0	0.0	0.0	0.0	0.0	0.0	0.0	0.0	0.0
#### - ####	0.0	0.0	105.0	0.0	0.0	0.0	0.0	0.0	105.0	105.0	5.0	0.0	0.0	0.0	4.0	0.0	0.6	114.6	0.0	0.0	0.0	0.0	0.0	0.0	0.0	0.0	0.0
#### - ####	0.0	0.0	78.0	0.0	0.0	0.0	0.0	0.0	78.0	78.0	5.0	0.0	1.5	0.0	0.0	0.0	0.2	84.7	0.0	0.0	0.0	0.0	0.0	0.0	0.0	0.0	0.0
#### - ####	0.0	0.0	91.0	0.0	0.0	0.0	0.0	0.0	91.0	91.0	7.0	0.0	0.0	0.0	2.0	0.0	0.0	100.0	0.0	0.0	0.0	0.0	0.0	0.0	0.0	0.0	0.0
#### - ####	0.0	0.0	89.0	0.0	0.0	0.0	0.0	0.0	89.0	89.0	3.0	0.0	1.5	0.0	2.0	0.4	0.2	96.1	0.0	0.0	0.0	0.0	0.0	0.0	0.0	0.0	0.0
#### - ####	0.0	1.0	78.0	0.0	0.0	0.0	0.0	0.0	79.0	78.0	5.0	0.0	0.0	0.0	4.0	0.4	0.6	88.0	0.0	0.0	0.0	0.0	0.0	0.0	0.0	0.0	0.0
#### - ####	0.0	0.0	87.0	0.0	0.0	0.0	0.0	0.0	87.0	87.0	7.0	0.0	0.0	0.0	0.0	0.4	0.4	94.8	0.0	0.0	0.0	0.0	0.0	0.0	0.0	0.0	0.0
#### - ####	0.0	0.0	104.0	0.0	0.0	0.0	0.0	0.0	104.0	104.0	4.0	0.0	0.0	0.0	4.0	0.8	1.2	114.0	0.0	0.0	0.0	0.0	0.0	0.0	0.0	0.0	0.0
#### - ####	1.0	0.0	104.0	0.0	0.0	0.0	0.0	0.0	105.0	104.0	3.0	0.0	0.0	0.0	4.0	0.4	0.2	111.6	0.0	0.0	0.0	0.0	0.0	0.0	0.0	0.0	0.0
#### - ####	0.0	0.0	72.0	0.0	0.0	0.0	0.0	0.0	72.0	72.0	1.0	0.0	1.5	0.0	2.0	0.8	1.0	78.3	0.0	0.0	0.0	0.0	0.0	0.0	0.0	0.0	0.0
#### - ####	0.0	0.0	56.0	0.0	0.0	0.0	0.0	0.0	56.0	56.0	3.0	0.0	1.5	0.0	2.0	0.4	0.0	62.9	0.0	0.0	0.0	0.0	0.0	0.0	0.0	0.0	0.0
#### - ####	0.0	0.0	49.0	0.0	0.0	0.0	0.0	0.0	49.0	49.0	2.0	0.0	0.0	0.0	2.0	0.0	0.2	53.2	0.0	0.0	0.0	0.0	0.0	0.0	0.0	0.0	0.0
07:00 - 08:00	18.0	2.0	240.0	0.0	0.0	0.0	0.0	0.2	260.2	240.0	21.0	0.0	9.0	0.0	14.0	0.4	3.4	287.8	0.0	0.0	0.0	0.0	0.0	0.0	0.0	0.0	0.0
07:15 - 08:15	19.0	2.0	324.0	0.0	0.0	0.0	0.0	0.2	345.2	324.0	23.0	0.0	7.5	2.3	12.0	0.4	3.4	372.6	0.0	0.0	0.0	0.0	0.0	0.0	0.0	0.0	0.0
07:30 - 08:30	24.0	3.0	409.0	0.0	0.0	0.0	0.0	0.2	436.2	409.0	25.0	0.0	6.0	2.3	10.0	0.4	3.8	456.5	0.0	0.0	0.0	0.0	0.0	0.0	0.0	0.0	0.0
07:45 - 08:45	22.0	1.0	464.0	0.0	0.0	0.0	0.0	0.4	487.4	464.0	25.0	0.0	1.5	2.3	12.0	0.4	3.2	508.4	0.0	0.0	0.0	0.0	0.0	0.0	0.0	0.0	0.0
08:00 - 09:00	19.0	1.0	442.0	0.0	0.0	0.0	0.0	0.2	462.2	442.0	24.0	0.0	0.0	2.3	10.0	0.8	2.4	481.5	0.0	0.0	0.0	0.0	0.0	0.0	0.0	0.0	0.0
08:15 - 09:15	20.0	1.0	366.0	0.0	0.0	0.0	0.0	0.2	387.2	366.0	30.0	0.0	0.0	2.3	12.0	0.8	1.8	412.9	0.0	0.0	0.0	0.0	0.0	0.0	0.0	0.0	0.0
08:30 - 09:30	13.0	0.0	283.0	0.0	0.0	0.0	0.0	0.2	296.2	283.0	25.0	0.0	0.0	2.3	14.0	0.4	1.2	325.9	0.0	0.0	0.0	0.0	0.0	0.0	0.0	0.0	0.0
08:45 - 09:45	12.0	0.0	219.0	0.0	0.0	0.0	0.0	0.0	231.0	219.0	20.0	0.0	0.0	2.3	12.0	0.4	1.2	254.9	0.0	0.0	0.0	0.0	0.0	0.0	0.0	0.0	0.0
09:00 - 10:00	6.0	0.0	192.0	0.0	0.0	0.0	0.0	0.0	198.0	192.0	17.0	0.0	0.0	2.3	12.0	0.4	1.2	224.9	0.0	0.0	0.0	0.0	0.0	0.0	0.0	0.0	0.0
09:15 - 10:15	1.0	0.0	183.0	0.0	0.0	0.0	0.0	0.0	184.0	183.0	14.0	0.0	1.5	0.0	12.0	0.8	1.4	212.7	0.0	0.0	0.0	0.0	0.0	0.0	0.0	0.0	0.0
09:30 - 10:30	2.0	0.0	172.0	0.0	0.0	0.0	0.0	0.0	174.0	172.0	16.0	0.0	1.5	0.0	8.0	0.8	1.4	199.7	0.0	0.0	0.0	0.0	0.0	0.0	0.0	0.0	0.0
09:45 - 10:45	2.0	0.0	162.0	0.0	0.0	0.0	0.0	0.0	164.0	162.0	18.0	0.0	3.0	2.3	8.0	1.2	1.0	195.5	0.0	0.0	0.0	0.0	0.0	0.0	0.0	0.0	0.0
10:00 - 11:00	3.0	0.0	150.0	0.0	0.0	0.0	0.0	0.0	153.0	150.0	18.0	0.0	4.5	2.3	8.0	0.8	0.8	184.4	1.0	0.0	0.0	0.0	0.0	0.0	0.0	0.0	1.0
10:15 - 11:15	4.0	0.0	161.0	0.0	0.0	0.0	0.0	0.0	165.0	161.0	18.0	0.0	4.5	2.3	8.0	0.4	1.0	195.2	1.0	0.0	0.0	0.0	0.0	0.0	0.0	0.0	1.0
10:30 - 11:30	3.0	0.0	152.0	0.0	0.0	0.0	0.0	0.0	155.0	152.0	18.0	0.0	6.0	2.3	8.0	0.4	1.0	187.7	1.0	0.0	0.0	0.0	0.0	0.0	0.0	0.0	1.0
10:45 - 11:45	4.0	0.0	153.0	0.0	0.0	0.0	0.0	0.0	157.0	153.0	19.0	0.0	4.5	0.0	8.0	0.4	1.0	185.9	1.0	0.0	0.0	0.0	0.0	0.0	0.0	0.0	1.0
11:00 - 12:00	5.0	0.0	149.0	0.0	0.0	0.0	0.0	0.0	154.0	149.0	19.0	0.0	4.5	2.3	8.0	0.4	1.2	184.4	0.0	0.0	0.0	0.0	0.0	0.0	0.0	0.0	0.0
11:15 - 12:15	4.0	0.0	135.0	0.0	0.0	0.0	0.0	0.0	139.0	135.0	16.0	0.0	3.0	2.3	8.0	0.4	0.6	165.3	0.0	0.0	0.0	0.0	0.0	0.0	0.0	0.0	0.0
11:30 - 12:30	6.0	0.0	154.0	0.0	0.0	0.0	0.0	0.0	160.0	154.0	14.0	0.0	3.0	2.3	8.0	0.8	1.8	183.9	0.0	0.0	0.0	0.0	0.0	0.0	0.0	0.0	0.0
11:45 - 12:45	5.0	1.0	154.0	0.0	0.0	0.0	0.0	0.0	160.0	154.0	11.0	0.0	3.0	2.3	8.0	0.4	1.8	180.5	0.0	0.0	0.0	0.0	0.0	0.0	0.0	0.0	0.0
12:00 - 13:00	5.0	1.0	154.0	0.0	0.0	0.0	0.0	0.0	160.0	154.0	10.0	0.0	1.5	0.0	8.0	0.8	2.2	176.5	0.0	0.0	0.0	0.0	0.0	0.0	0.0	0.0	0.0
12:15 - 13:15	5.0	1.0	161.0	0.0	0.0	0.0	0.0	0.0	167.0	161.0	14.0	0.0	1.5	0.0	8.0	0.8	2.4	187.7	0.0	0.0	0.0	0.0	0.0	0.0	0.0	0.0	0.0
12:30 - 13:30	4.0	1.0	154.0	0.0	0.0	0.0	0.0	0.0	159.0	154.0	17.0	0.0	0.0	0.0	8.0	0.8	2.8	182.6	0.0	0.0	0.0	0.0	0.0	0.0	0.0	0.0	0.0
12:45 - 13:45	3.0	0.0	147.0	0.0	0.0	0.0	0.0	0.0	150.0	147.0	18.0	0.0	0.0	0.0	8.0	1.6	3.8	178.4	0.0	0.0	0.0	0.0	0.0	0.0	0.0	0.0	0.0
13:00 - 14:00	2.0	0.0	159.0	0.0	0.0	0.0	0.0	0.0	161.0	159.0	19.0	0.0	0.0	0.0	8.0	1.2	4.2	191.4	0.0	0.0	0.0	0.0	0.0	0.0	0.0	0.0	0.0
13:15 - 14:15	2.0	0.0	164.0	0.0	0.0	0.0	0.0	0.0	166.0	164.0	15.0	0.0	0.0	2.3	8.0	1.2	4.4	194.9	0.0	0.0	0.0	0.0	0.0	0.0	0.0	0.0	0.0
13:30 - 14:30	2.0	0.0	157.0	0.0	0.0	0.0	0.0	0.0	159.0	157.0	13.0	0.0	1.5	2.3	8.0	0.8	3.0	185.6	0.0	0.0	0.0	0.0	0.0	0.0	0.0	0.0	0.0
13:45 - 14:45	2.0	0.0	166.0	0.0	0.0	0.0	0.0	0.0	168.0	166.0	14.0	0.0	1.5	2.3	12.0	0.4	2.6	198.8	0.0	0.0	0.0	0.0	0.0	0.0	0.0	0.0	0.0
14:00 - 15:00	3.0	0.0	174.0	0.0	0.0	0.0	0.0	0.0	177.0	174.0	13.0	0.0	1.5	2.3	12.0	0.4	1.8	205.0	0.0	0.0	0.0	0.0	0.0	0.0	0.0	0.0	0.0
14:15 - 15:15	3.0	0.0	195.0	0.0	0.0	0.0	0.0	0.0	198.0	195.0	13.0	0.0	1.5	0.0	14.0	0.8	1.6	225.9	0.0	0.0	0.0	0.0	0.0	0.0	0.0	0.0	0.0
14:30 - 15:30	2.0	0.0	206.0	0.0	0.0	0.0	0.0	0.0	208.0	206.0	14.0	0.0	0.0	0.0	16.0	0.8	1.4	238.2	0.0	0.0	0.0	0.0	0.0	0.0	0.0	0.0	0.0
14:45 - 15:45	3.0	0.0	213.0	0.0	0.0	0.0	0.0	0.0	216.0	213.0	13.0	0.0	0.0	0.0	10.0	0.8	0.6	237.4	0.0	0.0	0.0	0.0	0.0	0.0	0.0	0.0	0.0
15:00 - 16:00	1.0	0.0	210.0	0.0	0.0	0.0	0.0	0.0	211.0	210.0	16.0	0.0	0.0	0.0	10.0	1.2	0.6	237.8	0.0	0.0	0.0	0.0	0.0	0.0	0.0	0.0	0.0
15:15 - 16:15	2.0	0.0	215.0	0.0	0.0	0.0	0.0	0.2	217.2	215.0	21.0	0.0	0.0	0.0	8.0	1.2	1.4	246.6	0.0	0.0	0.0	0.0	0.0	0.0	0.0	0.0	0.0
15:30 - 16:30	2.0	0.0	275.0	0.0	0.0	0.0	0.0	0.2	277.2	275.0	22.0	0.0	0.0	0.0	8.0	1.2	2.0	308.2	0.0	0.0	0.0	0.0	0.0	0.0	0.0	0.0	0.0
15:45 - 16:45	1.0	0.0	303.0	0.0	0.0	0.0	0.0	0.2	304.2	303.0	24.0	0.0	1.5	0.0	8.0	0.8	2.2	339.5	0.0	0.0	0.0	0.0	0.0	0.0	0.0	0.0	0.0
16:00 - 17:00	1.0	0.0	341.0	0.0	0.0	0.0	0.0	0.2	342.2	341.0	25.0	0.0	1.5	0.0	8.0	0.4	2.0	377.9	0.0	0.0	0.0	0.0	0.0	0.0	0.0	0.0	0.0
16:15 - 17:15	0.0	0.0	363.0	0.0	0.0	0.0	0.0	0.0	363.0	363.0	20.0	0.0	3.0	0.0	8.0	0.4	1.0	395.4	0.0	0.0	0.0	0.0	0.0	0.0	0.0	0.0	0.0
16:30 - 17:30	0.0	1.0	336.0	0.0	0.0	0.0	0.0	0.0	337.0	336.0	20.0	0.0	3.0	0.0	8.0	0.8	1.0	368.8	0.0	0.0	0.0	0.0	0.0	0.0	0.0	0.0	0.0
16:45 - 17:45	0.0	1.0	345.0	0.0	0.0	0.0	0.0	0.0	346.0	345.0	22.0	0.0	1.5	0.0	8.0	1.2	1.2	378.9	0.0	0.0	0.0	0.0	0.0	0.0	0.0	0.0	0.0
17:00 - 18:00	0.0	1.0	358.0	0.0	0.0	0.0	0.0	0.0	359.0	358.0	19.0	0.0	1.5	0.0	10.0	2.0	2.4	392.9	0.0	0.0	0.0	0.0	0.0	0.0	0.0	0.0	0.0
17:15 - 18:15	1.0	1.0	373.0	0.0	0.0	0.0	0.0	0.0	375.0	373.0	19.0	0.0	0.0	0.0	12.0	2.0	2.4	408.4	0.0	0.0	0.0	0.0	0.0	0.0	0.0	0.0	0.0
17:30 - 18:30	1.0	0.0	367.0	0.0	0.0	0.0	0.0	0.0	368.0	367.0	15.0	0.0	1.5	0.0	10.0	2.4	2.8	398.7	0.0	0.0	0.0	0.0	0.0	0.0	0.0	0.0	0.0
17:45 - 18:45	1.0	0.0	336.0	0.0	0.0	0.0	0.0	0.0	337.0	336.0	11.0	0.0	3.0	0.0	12.0	2.4	2.4	366.8	0.0	0.0	0.0	0.0	0.0	0.0	0.0	0.0	0.0
18:00 - 19:00	1.0	0.0	281.0	0.0	0.0	0.0	0.0	0.0	282.0	281.0	9.0	0.0	3.0	0.0	10.0	1.6	1.4	306.0	0.0	0.0	0.0	0.0	0.0	0.0	0.0	0.0	0.0
07:45 - 08:45	22.0	1.0	####	0.0	0.0	0.0	0.0	0.4	####	####	25.0	0.0	1.5	2.3	12.0	0.4	3.2	####	0.0	0.0	0.0	0.0	0.0	0.0	0.0	0.0	0.0
15:45 - 16:45	1.0	0.0	####	0.0	0.0	0.0	0.0	0.2	####	####	24.0	0.0	1.5	0.0	8.0	0.8	2.2	####	0.0	0.0	0.0	0.0	0.0	0.0	0.0	0.0	0.0
17:15 - 18:15	1.0	1.0	####	0.0	0.0	0.0	0.0	0.0	####	####	19.0	0.0	0.0	0.0	12.0	2.0	2.4	####	0.0	0.0	0.0	0.0	0.0	0.0	0.0	0.0	0.0

ADVANCED TRANSPORT RESEARCH

Job Number & Name: 21326 Epsom Hospital

Site Number/Name: Site 4 - Woodcote Green Road/Hospital Access

Client: Mayer Brown

Date: 22/05/2019

Weather: Sunny, Dry

Comments: None

Advanced Transport Research		*Job Number & Name:*	21326 Epsom Hospital
Site 4 - Woodcote Green Road/Hospital Access		*Date:*	Wednesday 22 May 2019

Job Type:	Junction Count				
Co-ordinates:	51° 19'25.43"N, 0° 16'22.70"W	*Postcode:*	KT18 7DW	*Times:*	0700-1900



Advanced Transport Research	*Job Number & Name:*	21326 Epsom Hospital
Site 4 - Woodcote Green Road/Hospital Access	*Client:*	Mayer Brown
Flow Diagram	*Date:*	Wednesday 22 May 2019

Select Period 07:15

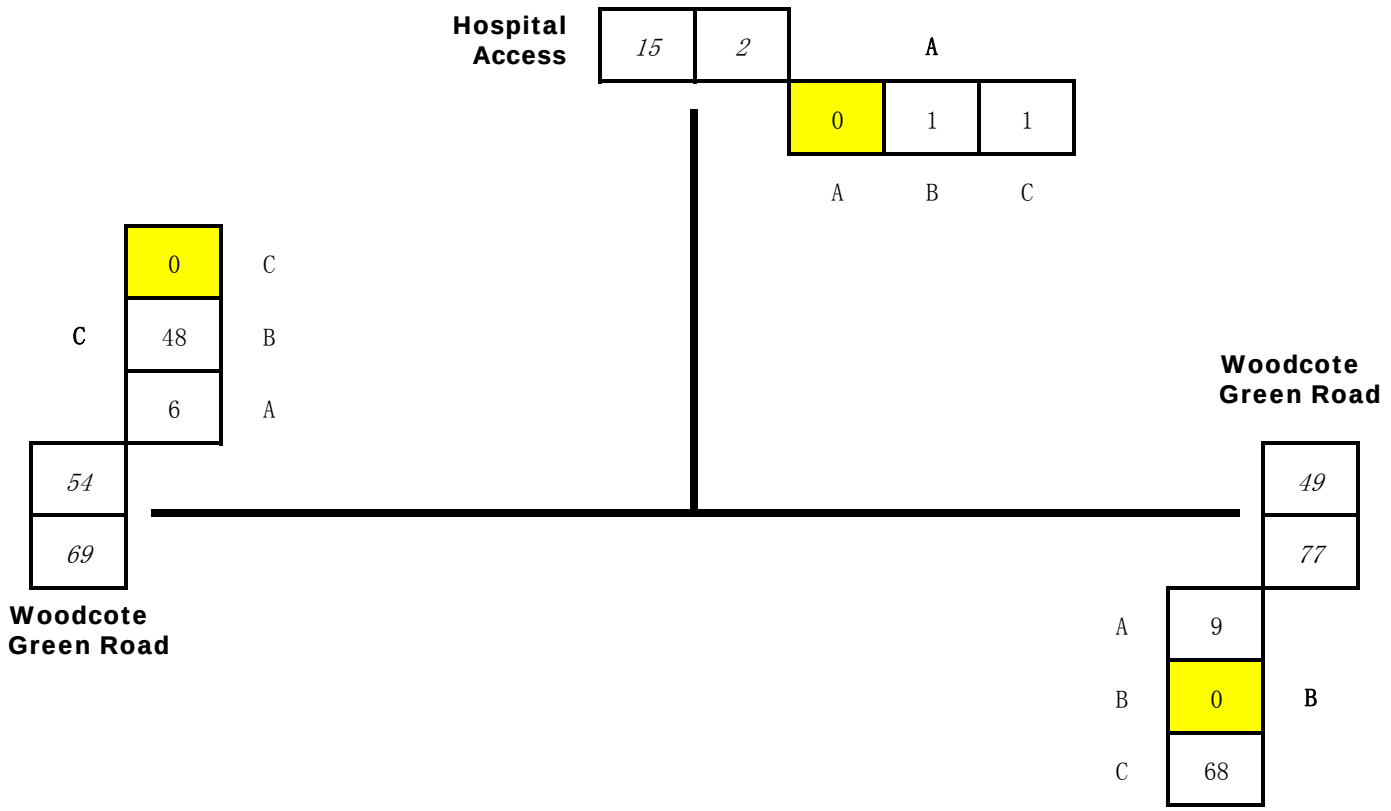

Advanced Transport Research
Site 4 - Woodcote Green Road/Hospital Access
Classified Counts

Job Number & Name: 21326 Epsom Hospital
Client: Mayer Brown
Date: Wednesday 22 May 2019

Times	A to A								A to B								A to C							
	Cars	LGV	Amb	OGV1	OGV2	PSV	M/B	Cyc	Cars	LGV	Amb	OGV1	OGV2	PSV	M/B	Cyc	Cars	LGV	Amb	OGV1	OGV2	PSV	M/B	Cyc
07:00 - 07:15	0	0	0	0	0	0	0	0	0	0	0	0	0	0	0	0	0	0	0	0	0	0	0	0
07:15 - 07:30	0	0	0	0	0	0	0	0	1	0	0	0	0	0	0	0	1	0	0	0	0	0	0	0
07:30 - 07:45	0	0	0	0	0	0	0	0	0	0	0	0	0	0	0	0	1	0	0	0	0	0	0	0
07:45 - 08:00	0	0	0	0	0	0	0	0	1	0	0	0	0	0	0	0	0	0	0	0	0	0	0	0
08:00 - 08:15	0	0	0	0	0	0	0	0	1	0	0	0	0	0	0	0	0	0	0	0	0	0	0	0
08:15 - 08:30	0	0	0	0	0	0	0	0	0	0	0	0	0	0	0	0	0	0	0	0	0	0	0	0
08:30 - 08:45	0	0	0	0	0	0	0	0	1	0	0	0	0	0	0	0	0	0	0	0	0	0	0	0
08:45 - 09:00	0	0	0	0	0	0	0	0	1	0	0	0	0	0	0	0	1	0	0	0	0	0	0	0
09:00 - 09:15	0	0	0	0	0	0	0	0	0	0	0	0	0	0	0	0	0	0	0	0	0	0	0	0
09:15 - 09:30	0	0	0	0	0	0	0	0	1	0	0	0	0	0	0	0	0	0	0	0	0	0	0	0
09:30 - 09:45	0	0	0	0	0	0	0	0	0	0	0	0	0	0	0	1	0	0	0	0	0	0	0	0
09:45 - 10:00	0	0	0	0	0	0	0	0	0	0	0	0	0	0	0	0	0	0	0	0	0	0	0	0
10:00 - 10:15	0	0	0	0	0	0	0	0	0	0	0	1	0	0	0	0	0	0	0	0	0	0	0	0
10:15 - 10:30	0	0	0	0	0	0	0	0	0	0	0	0	0	0	0	0	0	0	0	0	0	0	0	0
10:30 - 10:45	0	0	0	0	0	0	0	0	0	0	0	0	0	0	0	0	1	0	0	0	0	0	0	0
10:45 - 11:00	0	0	0	0	0	0	0	0	0	1	0	0	0	0	0	0	0	0	0	0	0	0	0	0
11:00 - 11:15	0	0	0	0	0	0	0	0	0	0	0	0	0	0	0	0	0	0	0	0	0	0	0	0
11:15 - 11:30	0	0	0	0	0	0	0	0	0	0	0	0	0	0	0	0	0	0	0	0	0	0	0	0
11:30 - 11:45	0	0	0	0	0	0	0	0	0	0	0	0	0	0	0	0	0	0	0	0	0	0	0	0
11:45 - 12:00	0	0	0	0	0	0	0	0	0	0	0	0	0	0	0	0	0	0	0	0	0	0	0	0
12:00 - 12:15	0	0	0	0	0	0	0	0	0	0	0	0	0	0	0	0	0	0	0	0	0	0	0	0
12:15 - 12:30	0	0	0	0	0	0	0	0	1	0	0	0	0	0	0	0	1	0	0	0	0	0	0	0
12:30 - 12:45	0	0	0	0	0	0	0	0	0	0	0	0	0	0	0	0	0	0	0	0	0	0	0	0
12:45 - 13:00	0	0	0	0	0	0	0	0	0	1	0	0	0	0	0	0	0	0	0	0	0	0	0	0
13:00 - 13:15	0	0	0	0	0	0	0	0	2	0	0	0	0	0	0	0	1	0	0	0	0	0	0	0
13:15 - 13:30	0	0	0	0	0	0	0	0	1	0	0	0	0	0	0	0	0	0	0	0	0	0	0	0
13:30 - 13:45	0	0	0	0	0	0	0	0	0	0	0	0	0	0	0	0	0	0	0	0	0	0	0	0
13:45 - 14:00	0	0	0	0	0	0	0	0	1	0	0	0	0	0	0	0	0	0	0	0	0	0	0	0
14:00 - 14:15	0	0	0	0	0	0	0	0	0	0	0	0	0	0	0	0	0	0	0	0	0	0	0	0
14:15 - 14:30	0	0	0	0	0	0	0	0	0	0	0	0	0	0	0	0	0	0	0	0	0	0	0	0
14:30 - 14:45	0	0	0	0	0	0	0	0	0	0	0	0	0	0	0	0	0	0	0	0	0	0	0	0
14:45 - 15:00	0	0	0	0	0	0	0	0	0	0	0	0	0	0	0	0	0	0	0	0	0	0	0	0
15:00 - 15:15	0	0	0	0	0	0	0	0	1	0	0	0	0	0	0	0	0	0	0	0	0	0	0	0
15:15 - 15:30	0	0	0	0	0	0	0	0	1	0	0	0	0	0	0	0	0	0	0	0	0	0	0	0
15:30 - 15:45	0	0	0	0	0	0	0	0	1	0	0	0	0	0	0	0	0	0	0	0	0	0	0	1
15:45 - 16:00	0	0	0	0	0	0	0	0	1	0	0	0	0	0	0	0	0	0	0	0	0	0	0	0
16:00 - 16:15	0	0	0	0	0	0	0	0	7	0	0	0	0	0	0	0	1	0	0	0	0	0	0	0
16:15 - 16:30	0	0	0	0	0	0	0	0	5	0	0	0	0	0	0	0	1	0	0	0	0	0	0	0
16:30 - 16:45	0	0	0	0	0	0	0	0	3	0	0	0	0	0	0	0	0	0	0	0	0	0	0	0
16:45 - 17:00	0	0	0	0	0	0	0	0	1	0	0	0	0	0	0	0	2	0	0	0	0	0	0	0
17:00 - 17:15	0	0	0	0	0	0	0	0	3	1	0	0	0	0	0	0	0	0	0	0	0	0	0	0
17:15 - 17:30	0	0	0	0	0	0	0	0	2	0	0	0	0	0	0	0	0	0	0	0	0	0	0	0
17:30 - 17:45	0	0	0	0	0	0	0	0	1	0	0	0	0	0	0	0	0	0	0	0	0	0	0	0
17:45 - 18:00	0	0	0	0	0	0	0	0	1	0	0	0	0	0	0	0	0	0	0	0	0	0	0	0
18:00 - 18:15	0	0	0	0	0	0	0	0	0	0	0	0	0	0	0	0	0	0	0	0	0	0	0	0
18:15 - 18:30	0	0	0	0	0	0	0	0	2	0	0	0	0	0	0	0	0	0	0	0	0	0	0	0
18:30 - 18:45	0	0	0	0	0	0	0	0	0	0	0	0	0	0	0	0	0	0	0	0	0	0	0	0
18:45 - 19:00	0	0	0	0	0	0	0	0	1	0	0	0	0	0	0	0	0	0	0	0	0	0	0	1

Times	B to A								B to B								B to C							
	Cars	LGV	Amb	OGV1	OGV2	PSV	M/B	Cyc	Cars	LGV	Amb	OGV1	OGV2	PSV	M/B	Cyc	Cars	LGV	Amb	OGV1	OGV2	PSV	M/B	Cyc
07:00 - 07:15	7	0	0	0	0	0	0	0	0	0	0	0	0	0	0	0	52	3	0	1	0	0	0	3
07:15 - 07:30	9	0	0	0	0	0	0	0	0	0	0	0	0	0	0	0	61	6	0	0	0	0	0	1
07:30 - 07:45	17	0	0	0	0	0	0	0	0	0	0	0	0	0	0	0	77	3	0	1	0	1	0	0
07:45 - 08:00	25	0	0	0	0	0	0	0	0	0	0	0	0	0	0	0	100	4	0	3	0	1	1	2
08:00 - 08:15	15	1	0	0	0	0	0	0	0	0	0	0	0	0	0	0	89	5	0	0	0	2	0	1
08:15 - 08:30	14	0	0	0	0	0	0	0	0	0	0	0	0	0	0	0	92	6	0	0	0	0	0	0
08:30 - 08:45	11	0	0	0	0	0	0	0	0	0	0	0	0	0	0	0	74	6	0	0	0	0	2	4
08:45 - 09:00	7	0	0	0	0	0	0	0	0	0	0	0	0	0	0	0	60	1	0	1	0	0	0	3
09:00 - 09:15	1	0	0	0	0	0	0	0	0	0	0	0	0	0	0	0	60	3	0	0	0	0	0	7
09:15 - 09:30	5	0	0	0	0	0	0	0	0	0	0	0	0	0	0	0	45	7	0	1	0	0	0	3
09:30 - 09:45	3	0	0	0	0	0	0	0	1	1	0	0	0	0	0	0	41	4	0	0	0	0	0	2
09:45 - 10:00	1	0	0	0	0	0	0	0	0	0	0	0	0	0	0	0	35	2	0	3	0	0	0	1
10:00 - 10:15	1	0	0	0	0	0	0	0	1	0	0	0	0	0	0	0	45	5	0	1	0	1	0	5
10:15 - 10:30	2	0	0	0	0	0	0	0	0	0	0	0	0	0	0	0	26	4	0	0	0	0	0	3
10:30 - 10:45	1	0	0	0	0	0	0	0	0	0	0	0	0	0	0	0	43	2	0	1	0	0	0	3
10:45 - 11:00	0	0	0	0	0	0	0	0	0	0	0	0	0	0	0	0	27	3	0	1	0	0	0	2
11:00 - 11:15	2	0	0	0	0	0	0	0	0	0	0	0	0	0	0	0	39	6	0	0	0	0	0	15
11:15 - 11:30	1	0	0	0	0	0	0	0	0	0	0	0	0	0	0	0	44	2	1	0	0	0	0	0
11:30 - 11:45	2	0	0	0	0	0	0	0	0	0	0	0	0	0	0	0	38	3	0	1	1	0	0	1
11:45 - 12:00	1	0	0	0	0	0	0	0	0	0	0	0	0	0	0	0	42	5	0	0	0	0	1	1
12:00 - 12:15	3	0	0	0	0	0	0	0	0	0	0	0	0	0	0	0	32	4	0	1	0	0	0	1
12:15 - 12:30	1	0	0	0	0	0	0	0	0	0	0	0	0	0	0	0	38	1	0	0	0	0	0	3
12:30 - 12:45	3	0	0	0	0	0	0	0	0	0	0	0	0	0	0	0	44	4	0	1	0	0	0	1
12:45 - 13:00	3	0	0	0	0	0	0	0	0	0	0	0	0	0	0	0	30	2	1	0	0	0	1	1
13:00 - 13:15	4	0	0	0	0	0	0	0	0	0	0	0	0	0	0	0	39	6	0	1	0	0	1	1
13:15 - 13:30	2	0	0	0	0	0	0	0	0	0	0	0	0	0	0	0	44	2	0	1	0	0	0	1
13:30 - 13:45	3	0	0	0	0	0	0	0	0	0	0	0	0	0	0	0	37	1	0	0	1	0	1	2
13:45 - 14:00	2	0	0	0	0	0	0	0	0	0	0	0	0	0	0	0	33	2	0	1	0	0	0	2
14:00 - 14:15	0	0	0	0	0	0	0	0	0	0	0	0	0	0	0	0	30	5	0	2	0	0	0	0
14:15 - 14:30	0	0	0	0	0	0	0	0	0	0	0	0	0	0	0	0	37	4	0	0	0	0	0	1
14:30 - 14:45	2	0	0	0	0	0	0	0	0	0	0	0	0	0	0	0	45	5	0	1	0	1	1	1
14:45 - 15:00	0	0	0	0	0	0	0	0	0	0	0	0	0	0	0	0	47	4	0	2	0	1	0	2
15:00 - 15:15	0	0	0	0	0	0	0	0	0	0	0	0	0	0	0	0	83	8	1	0	0	1	0	2
15:15 - 15:30	0	0	0	0	0	0	0	0	0	0	0	0	0	0	0	0	83	6	0	0	0	0	1	2
15:30 - 15:45	0	0	0	0	0	0	0	0	0	0	0	0	0	0	0	0	87	6	0	0	0	1	0	2
15:45 - 16:00	1	0	0	0	0	0	0	0	0	0	0	0	0	0	0	0	46	8	0	0	0	0	0	0
16:00 - 16:15	0	0	0	0	0	0	0	0	0	0	0	0	0	0	0	0	70	3	1	0	0	0	1	0
16:15 - 16:30	2	0	0	0	0	0	0	0	0	0	0	0	0	0	0	0	48	5	0	0	0	0	0	1
16:30 - 16:45	0	0	0	0	0	0	0	0	0	0	0	0	0	0	0	0	55	6	0	0	0	0	0	2
16:45 - 17:00	1	0	0	0	0	0	0	0	0	0	0	0	0	0	0	0	67	4	0	0	0	1	2	4
17:00 - 17:15	1	0	0	0	0	0	0	0	0	0	0	0	0	0	0	0	71	5	0	0	0	0	2	0
17:15 - 17:30	2	0	0	0	0	0	0	0	0	0	0	0	0	0	0	0	59	2	0	0	0	0	1	3
17:30 - 17:45	0	0	0	0	0	0	0	0	0	0	0	0	0	0	0	0	67	4	0	0	0	0	1	3
17:45 - 18:00	3	0	0	0	0	0	0	0	0	0	0	0	0	0	0	0	59	1	0	0	0	0	0	3
18:00 - 18:15	0	0	0	0	0	0	0	0	1	0	0	0	0	0	0	0	67	5	0	0	0	0	2	4
18:15 - 18:30	2	0	0	0	0	0	0	0	0	0	0	0	0	0	0	0	56	3	0	0	0	0	2	5
18:30 - 18:45	0	0	0	0	0	0	0	0	0	0	0	0	0	0	0	0	53	2	0	0	0	0	0	2
18:45 - 19:00	0	0	0	0	0	0	0	0	0	0	0	0	0	0	0	0	37	2	0	0	0	0	0	1

Times	C to A								C to B								C to C							
	Cars	LGV	Amb	OGV1	OGV2	PSV	M/B	Cyc	Cars	LGV	Amb	OGV1	OGV2	PSV	M/B	Cyc	Cars	LGV	Amb	OGV1	OGV2	PSV	M/B	Cyc
07:00 - 07:15	1	0	0	0	0	0	0	0	33	2	0	0	0	1	1	6	0	0	0	0	0	0	0	0
07:15 - 07:30	6	0	0	0	0	0	0	0	38	3	0	0	0	3	1	3	0	0	0	0	0	0	0	0
07:30 - 07:45	3	0	0	0	0	0	0	2	59	3	1	2	0	1	0	3	0	0	0	0	0	0	0	0
07:45 - 08:00	10	1	0	0	0	0	0	0	78	12	0	0	0	2	0	1	0	0	0	0	0	0	0	0
08:00 - 08:15	7	0	0	0	0	0	0	0	127	7	0	2	0	1	0	5	0	0	0	0	0	0	0	0
08:15 - 08:30	13	0	0	0	0	0	1	0	139	6	0	2	0	0	0	5	0	0	0	0	0	0	0	0
08:30 - 08:45	5	0	0	0	0	0	0	0	95	3	0	0	0	3	1	5	1	0	0	0	0	0	0	0
08:45 - 09:00	1	0	0	0	0	0	0	0	49	3	0	0	0	1	1	3	0	0	0	0	0	0	0	0
09:00 - 09:15	3	0	0	0	0	0	0	0	52	6	0	1	1	1	0	0	0	0	0	0	0	0	0	0
09:15 - 09:30	1	0	0	0	0	0	0	0	71	5	0	1	0	1	0	2	0	0	0	0	0	0	0	0
09:30 - 09:45	0	0	0	0	0	0	0	0	53	3	0	1	1	2	0	3	0	0	0	0	0	0	0	0
09:45 - 10:00	0	0	0	0	0	0	0	0	39	5	0	1	0	3	0	2	0	0	0	0	0	0	0	0
10:00 - 10:15	0	0	0	1	0	0	0	0	30	3	0	1	0	0	0	0	0	0	0	0	0	0	0	0
10:15 - 10:30	0	0	0	0	0	0	0	0	42	6	0	1	0	2	1	1	0	0	0	0	0	0	0	0
10:30 - 10:45	1	1	0	0	0	0	0	0	36	2	0	2	0	1	0	0	1	0	0	0	0	0	0	0
10:45 - 11:00	0	0	0	0	0	0	0	0	31	2	0	0	0	1	0	2	0	0	0	0	0	0	0	0
11:00 - 11:15	0	0	0	0	0	0	0	0	39	5	0	0	0	2	0	0	0	0	0	0	0	0	0	0
11:15 - 11:30	0	0	0	0	0	0	0	0	25	1	0	0	0	1	0	3	0	0	0	0	0	0	0	0
11:30 - 11:45	0	0	0	0	0	0	0	0	44	3	0	0	0	2	0	0	0	0	0	0	0	0	0	0
11:45 - 12:00	1	0	0	0	0	0	0	0	32	7	0	0	0	1	0	4	0	0	0	0	0	0	0	0
12:00 - 12:15	1	0	0	0	0	0	0	0	46	2	0	0	0	1	1	13	0	0	0	0	0	0	0	0
12:15 - 12:30	1	0	0	0	0	0	0	0	33	3	0	0	0	1	1	1	0	0	0	0	0	0	0	0
12:30 - 12:45	2	0	0	0	0	0	0	0	37	7	0	2	0	1	0	3	0	0	0	0	0	0	0	0
12:45 - 13:00	1	0	0	0	0	0	0	0	34	6	0	0	0	1	0	4	0	0	0	0	0	0	0	0
13:00 - 13:15	1	1	0	0	0	0	0	0	34	3	0	0	0	1	0	4	0	0	0	0	0	0	0	0
13:15 - 13:30	0	0	0	0	0	0	0	0	37	1	0	0	0	1	0	4	0	0	0	0	0	0	0	0
13:30 - 13:45	0	0	0	0	0	0	0	0	42	1	0	0	0	1	0	4	0	0	0	0	0	0	0	0
13:45 - 14:00	0	0	0	0	0	0	0	0	30	2	0	1	0	1	0	2	0	0	0	0	0	0	0	0
14:00 - 14:15	0	1	0	0	0	0	0	0	40	2	0	0	0	1	0	5	0	0	0	0	0	0	0	0
14:15 - 14:30	0	0	0	0	0	0	0	0	49	2	0	0	0	1	0	0	0	0	0	0	0	0	0	0
14:30 - 14:45	1	0	0	0	0	0	0	0	40	6	0	1	0	1	0	0	0	0	0	0	0	0	0	0
14:45 - 15:00	0	0	0	0	0	0	0	0	38	2	0	1	0	1	1	2	1	0	0	0	0	0	0	0
15:00 - 15:15	0	0	0	0	0	0	0	0	56	1	0	0	0	2	1	3	0	0	0	0	0	0	0	0
15:15 - 15:30	0	0	0	0	0	0	0	0	53	6	0	0	0	2	0	3	0	0	0	0	0	0	0	0
15:30 - 15:45	1	0	0	0	0	0	0	0	52	5	0	2	0	0	0	3	0	0	0	0	0	0	0	0
15:45 - 16:00	0	0	0	0	0	0	0	0	71	5	0	0	0	1	1	2	0	0	0	0	0	0	0	0
16:00 - 16:15	0	0	0	0	0	0	0	0	82	9	0	1	0	1	0	2	0	0	0	0	0	0	0	0
16:15 - 16:30	0	0	0	0	0	0	0	0	75	6	0	0	0	2	1	2	0	0	0	0	0	0	0	0
16:30 - 16:45	0	0	0	0	0	0	0	0	79	6	1	0	0	0	0	0	0	0	0	0	0	0	0	0
16:45 - 17:00	0	0	0	0	0	0	0	0	70	3	0	0	0	1	0	11	0	0	0	0	0	0	0	0
17:00 - 17:15	0	1	0	0	0	0	0	0	75	3	0	0	0	1	1	6	0	0	0	0	0	0	0	0
17:15 - 17:30	1	0	0	0	0	0	0	0	113	4	1	0	0	2	0	1	0	0	0	0	0	0	0	0
17:30 - 17:45	0	0	0	0	0	0	0	0	139	9	0	0	0	0	1	2	0	0	0	0	0	0	0	0
17:45 - 18:00	1	0	0	0	0	0	0	0	138	5	0	0	0	2	1	2	0	0	0	0	0	0	0	0
18:00 - 18:15	2	0	0	0	0	0	0	0	115	5	0	0	0	2	0	1	0	0	0	0	0	0	0	0
18:15 - 18:30	0	0	0	0	0	0	0	0	58	2	0	0	0	2	3	3	0	0	0	0	0	0	0	0
18:30 - 18:45	0	0	0	0	0	0	0	0	43	1	0	0	0	0	0	0	0	0	0	0	0	0	0	0
18:45 - 19:00	0	0	0	0	0	0	0	0	49	2	0	0	0	1	0	2	0	0	0	0	0	0	0	0

Advanced Transport Research

Site 4 - Woodcote Green Road/Hospital Access

PCU Values

Job Number & Name: 21326 Epsom Hospital

Client: Mayer Brown

Date: Wednesday 22 May 2019

Times	A to A									A to B									A to C								
	Cars	LGV	Amb	OGV1	OGV2	PSV	M/B	Cyc	Total	Cars	LGV	Amb	OGV1	OGV2	PSV	M/B	Cyc	Total	Cars	LGV	Amb	OGV1	OGV2	PSV	M/B	Cyc	Total
#### - ####	0.0	0.0	0.0	0.0	0.0	0.0	0.0	0.0	0.0	0.0	0.0	0.0	0.0	0.0	0.0	0.0	0.0	0.0	0.0	0.0	0.0	0.0	0.0	0.0	0.0	0.0	0.0
#### - ####	0.0	0.0	0.0	0.0	0.0	0.0	0.0	0.0	0.0	1.0	0.0	0.0	0.0	0.0	0.0	0.0	0.0	1.0	1.0	0.0	0.0	0.0	0.0	0.0	0.0	0.0	1.0
#### - ####	0.0	0.0	0.0	0.0	0.0	0.0	0.0	0.0	0.0	0.0	0.0	0.0	0.0	0.0	0.0	0.0	0.0	0.0	1.0	0.0	0.0	0.0	0.0	0.0	0.0	0.0	1.0
#### - ####	0.0	0.0	0.0	0.0	0.0	0.0	0.0	0.0	0.0	1.0	0.0	0.0	0.0	0.0	0.0	0.0	0.0	1.0	0.0	0.0	0.0	0.0	0.0	0.0	0.0	0.0	0.0
#### - ####	0.0	0.0	0.0	0.0	0.0	0.0	0.0	0.0	0.0	1.0	0.0	0.0	0.0	0.0	0.0	0.0	0.0	1.0	0.0	0.0	0.0	0.0	0.0	0.0	0.0	0.0	0.0
#### - ####	0.0	0.0	0.0	0.0	0.0	0.0	0.0	0.0	0.0	0.0	0.0	0.0	0.0	0.0	0.0	0.0	0.0	0.0	0.0	0.0	0.0	0.0	0.0	0.0	0.0	0.0	0.0
#### - ####	0.0	0.0	0.0	0.0	0.0	0.0	0.0	0.0	0.0	1.0	0.0	0.0	0.0	0.0	0.0	0.0	0.0	1.0	0.0	0.0	0.0	0.0	0.0	0.0	0.0	0.0	0.0
#### - ####	0.0	0.0	0.0	0.0	0.0	0.0	0.0	0.0	0.0	1.0	0.0	0.0	0.0	0.0	0.0	0.0	0.0	1.0	1.0	0.0	0.0	0.0	0.0	0.0	0.0	0.0	1.0
#### - ####	0.0	0.0	0.0	0.0	0.0	0.0	0.0	0.0	0.0	0.0	0.0	0.0	0.0	0.0	0.0	0.0	0.0	0.0	0.0	0.0	0.0	0.0	0.0	0.0	0.0	0.0	0.0
#### - ####	0.0	0.0	0.0	0.0	0.0	0.0	0.0	0.0	0.0	1.0	0.0	0.0	0.0	0.0	0.0	0.0	0.0	1.0	0.0	0.0	0.0	0.0	0.0	0.0	0.0	0.0	0.0
#### - ####	0.0	0.0	0.0	0.0	0.0	0.0	0.0	0.0	0.0	0.0	0.0	0.0	0.0	0.0	0.0	0.0	0.2	0.2	0.0	0.0	0.0	0.0	0.0	0.0	0.0	0.0	0.0
#### - ####	0.0	0.0	0.0	0.0	0.0	0.0	0.0	0.0	0.0	0.0	0.0	0.0	0.0	0.0	0.0	0.0	0.0	0.0	0.0	0.0	0.0	0.0	0.0	0.0	0.0	0.0	0.0
#### - ####	0.0	0.0	0.0	0.0	0.0	0.0	0.0	0.0	0.0	0.0	0.0	1.0	1.5	0.0	0.0	0.0	0.0	2.5	0.0	0.0	0.0	0.0	0.0	0.0	0.0	0.0	0.0
#### - ####	0.0	0.0	0.0	0.0	0.0	0.0	0.0	0.0	0.0	0.0	0.0	0.0	0.0	0.0	0.0	0.0	0.0	0.0	0.0	0.0	0.0	0.0	0.0	0.0	0.0	0.0	0.0
#### - ####	0.0	0.0	0.0	0.0	0.0	0.0	0.0	0.0	0.0	0.0	0.0	0.0	0.0	0.0	0.0	0.0	0.0	0.0	1.0	0.0	0.0	0.0	0.0	0.0	0.0	0.0	1.0
#### - ####	0.0	0.0	0.0	0.0	0.0	0.0	0.0	0.0	0.0	0.0	1.0	0.0	0.0	0.0	0.0	0.0	0.0	1.0	0.0	0.0	0.0	0.0	0.0	0.0	0.0	0.0	0.0
#### - ####	0.0	0.0	0.0	0.0	0.0	0.0	0.0	0.0	0.0	0.0	0.0	0.0	0.0	0.0	0.0	0.0	0.0	0.0	0.0	0.0	0.0	0.0	0.0	0.0	0.0	0.0	0.0
#### - ####	0.0	0.0	0.0	0.0	0.0	0.0	0.0	0.0	0.0	0.0	0.0	0.0	0.0	0.0	0.0	0.0	0.0	0.0	0.0	0.0	0.0	0.0	0.0	0.0	0.0	0.0	0.0
#### - ####	0.0	0.0	0.0	0.0	0.0	0.0	0.0	0.0	0.0	0.0	0.0	0.0	0.0	0.0	0.0	0.0	0.0	0.0	0.0	0.0	0.0	0.0	0.0	0.0	0.0	0.0	0.0
#### - ####	0.0	0.0	0.0	0.0	0.0	0.0	0.0	0.0	0.0	0.0	0.0	0.0	0.0	0.0	0.0	0.0	0.0	0.0	0.0	0.0	0.0	0.0	0.0	0.0	0.0	0.0	0.0
#### - ####	0.0	0.0	0.0	0.0	0.0	0.0	0.0	0.0	0.0	0.0	0.0	0.0	0.0	0.0	0.0	0.0	0.0	0.0	0.0	0.0	0.0	0.0	0.0	0.0	0.0	0.0	0.0
#### - ####	0.0	0.0	0.0	0.0	0.0	0.0	0.0	0.0	0.0	1.0	0.0	0.0	0.0	0.0	0.0	0.0	0.0	1.0	1.0	0.0	0.0	0.0	0.0	0.0	0.0	0.0	1.0
#### - ####	0.0	0.0	0.0	0.0	0.0	0.0	0.0	0.0	0.0	0.0	0.0	0.0	0.0	0.0	0.0	0.0	0.0	0.0	0.0	0.0	0.0	0.0	0.0	0.0	0.0	0.0	0.0
#### - ####	0.0	0.0	0.0	0.0	0.0	0.0	0.0	0.0	0.0	0.0	1.0	0.0	0.0	0.0	0.0	0.0	0.0	1.0	0.0	0.0	0.0	0.0	0.0	0.0	0.0	0.0	0.0
#### - ####	0.0	0.0	0.0	0.0	0.0	0.0	0.0	0.0	0.0	2.0	0.0	0.0	0.0	0.0	0.0	0.0	0.0	2.0	1.0	0.0	0.0	0.0	0.0	0.0	0.0	0.0	1.0
#### - ####	0.0	0.0	0.0	0.0	0.0	0.0	0.0	0.0	0.0	1.0	0.0	0.0	0.0	0.0	0.0	0.0	0.0	1.0	0.0	0.0	0.0	0.0	0.0	0.0	0.0	0.0	0.0
#### - ####	0.0	0.0	0.0	0.0	0.0	0.0	0.0	0.0	0.0	0.0	0.0	0.0	0.0	0.0	0.0	0.0	0.0	0.0	0.0	0.0	0.0	0.0	0.0	0.0	0.0	0.0	0.0
#### - ####	0.0	0.0	0.0	0.0	0.0	0.0	0.0	0.0	0.0	1.0	0.0	0.0	0.0	0.0	0.0	0.0	0.0	1.0	0.0	0.0	0.0	0.0	0.0	0.0	0.0	0.0	0.0
#### - ####	0.0	0.0	0.0	0.0	0.0	0.0	0.0	0.0	0.0	0.0	0.0	0.0	0.0	0.0	0.0	0.0	0.0	0.0	0.0	0.0	0.0	0.0	0.0	0.0	0.0	0.0	0.0
#### - ####	0.0	0.0	0.0	0.0	0.0	0.0	0.0	0.0	0.0	0.0	0.0	0.0	0.0	0.0	0.0	0.0	0.0	0.0	0.0	0.0	0.0	0.0	0.0	0.0	0.0	0.0	0.0
#### - ####	0.0	0.0	0.0	0.0	0.0	0.0	0.0	0.0	0.0	0.0	0.0	0.0	0.0	0.0	0.0	0.0	0.0	0.0	0.0	0.0	0.0	0.0	0.0	0.0	0.0	0.0	0.0
#### - ####	0.0	0.0	0.0	0.0	0.0	0.0	0.0	0.0	0.0	0.0	0.0	0.0	0.0	0.0	0.0	0.0	0.0	0.0	0.0	0.0	0.0	0.0	0.0	0.0	0.0	0.0	0.0
#### - ####	0.0	0.0	0.0	0.0	0.0	0.0	0.0	0.0	0.0	1.0	0.0	0.0	0.0	0.0	0.0	0.0	0.0	1.0	0.0	0.0	0.0	0.0	0.0	0.0	0.0	0.0	0.0
#### - ####	0.0	0.0	0.0	0.0	0.0	0.0	0.0	0.0	0.0	1.0	0.0	0.0	0.0	0.0	0.0	0.0	0.0	1.0	0.0	0.0	0.0	0.0	0.0	0.0	0.0	0.0	0.0
#### - ####	0.0	0.0	0.0	0.0	0.0	0.0	0.0	0.0	0.0	1.0	0.0	0.0	0.0	0.0	0.0	0.0	0.0	1.0	0.0	0.0	0.0	0.0	0.0	0.0	0.0	0.2	0.2
#### - ####	0.0	0.0	0.0	0.0	0.0	0.0	0.0	0.0	0.0	1.0	0.0	0.0	0.0	0.0	0.0	0.0	0.0	1.0	0.0	0.0	0.0	0.0	0.0	0.0	0.0	0.0	0.0
#### - ####	0.0	0.0	0.0	0.0	0.0	0.0	0.0	0.0	0.0	7.0	0.0	0.0	0.0	0.0	0.0	0.0	0.0	7.0	1.0	0.0	0.0	0.0	0.0	0.0	0.0	0.0	1.0
#### - ####	0.0	0.0	0.0	0.0	0.0	0.0	0.0	0.0	0.0	5.0	0.0	0.0	0.0	0.0	0.0	0.0	0.0	5.0	1.0	0.0	0.0	0.0	0.0	0.0	0.0	0.0	1.0
#### - ####	0.0	0.0	0.0	0.0	0.0	0.0	0.0	0.0	0.0	3.0	0.0	0.0	0.0	0.0	0.0	0.0	0.0	3.0	0.0	0.0	0.0	0.0	0.0	0.0	0.0	0.0	0.0
#### - ####	0.0	0.0	0.0	0.0	0.0	0.0	0.0	0.0	0.0	1.0	0.0	0.0	0.0	0.0	0.0	0.0	0.0	1.0	2.0	0.0	0.0	0.0	0.0	0.0	0.0	0.0	2.0
#### - ####	0.0	0.0	0.0	0.0	0.0	0.0	0.0	0.0	0.0	3.0	1.0	0.0	0.0	0.0	0.0	0.0	0.0	4.0	0.0	0.0	0.0	0.0	0.0	0.0	0.0	0.0	0.0
#### - ####	0.0	0.0	0.0	0.0	0.0	0.0	0.0	0.0	0.0	2.0	0.0	0.0	0.0	0.0	0.0	0.0	0.0	2.0	0.0	0.0	0.0	0.0	0.0	0.0	0.0	0.0	0.0
#### - ####	0.0	0.0	0.0	0.0	0.0	0.0	0.0	0.0	0.0	1.0	0.0	0.0	0.0	0.0	0.0	0.0	0.0	1.0	0.0	0.0	0.0	0.0	0.0	0.0	0.0	0.0	0.0
#### - ####	0.0	0.0	0.0	0.0	0.0	0.0	0.0	0.0	0.0	1.0	0.0	0.0	0.0	0.0	0.0	0.0	0.0	1.0	0.0	0.0	0.0	0.0	0.0	0.0	0.0	0.0	0.0
#### - ####	0.0	0.0	0.0	0.0	0.0	0.0	0.0	0.0	0.0	0.0	0.0	0.0	0.0	0.0	0.0	0.0	0.0	0.0	0.0	0.0	0.0	0.0	0.0	0.0	0.0	0.0	0.0
#### - ####	0.0	0.0	0.0	0.0	0.0	0.0	0.0	0.0	0.0	2.0	0.0	0.0	0.0	0.0	0.0	0.0	0.0	2.0	0.0	0.0	0.0	0.0	0.0	0.0	0.0	0.0	0.0
#### - ####	0.0	0.0	0.0	0.0	0.0	0.0	0.0	0.0	0.0	0.0	0.0	0.0	0.0	0.0	0.0	0.0	0.0	0.0	0.0	0.0	0.0	0.0	0.0	0.0	0.0	0.0	0.0
#### - ####	0.0	0.0	0.0	0.0	0.0	0.0	0.0	0.0	0.0	1.0	0.0	0.0	0.0	0.0	0.0	0.0	0.0	1.0	0.0	0.0	0.0	0.0	0.0	0.0	0.0	0.2	0.2
07:00 - 08:00	0.0	0.0	0.0	0.0	0.0	0.0	0.0	0.0	0.0	2.0	0.0	0.0	0.0	0.0	0.0	0.0	0.0	2.0	2.0	0.0	0.0	0.0	0.0	0.0	0.0	0.0	2.0
07:15 - 08:15	0.0	0.0	0.0	0.0	0.0	0.0	0.0	0.0	0.0	3.0	0.0	0.0	0.0	0.0	0.0	0.0	0.0	3.0	2.0	0.0	0.0	0.0	0.0	0.0	0.0	0.0	2.0
07:30 - 08:30	0.0	0.0	0.0	0.0	0.0	0.0	0.0	0.0	0.0	2.0	0.0	0.0	0.0	0.0	0.0	0.0	0.0	2.0	1.0	0.0	0.0	0.0	0.0	0.0	0.0	0.0	1.0
07:45 - 08:45	0.0	0.0	0.0	0.0	0.0	0.0	0.0	0.0	0.0	3.0	0.0	0.0	0.0	0.0	0.0	0.0	0.0	3.0	0.0	0.0	0.0	0.0	0.0	0.0	0.0	0.0	0.0
08:00 - 09:00	0.0	0.0	0.0	0.0	0.0	0.0	0.0	0.0	0.0	3.0	0.0	0.0	0.0	0.0	0.0	0.0	0.0	3.0	1.0	0.0	0.0	0.0	0.0	0.0	0.0	0.0	1.0
08:15 - 09:15	0.0	0.0	0.0	0.0	0.0	0.0	0.0	0.0	0.0	2.0	0.0	0.0	0.0	0.0	0.0	0.0	0.0	2.0	1.0	0.0	0.0	0.0	0.0	0.0	0.0	0.0	1.0
08:30 - 09:30	0.0	0.0	0.0	0.0	0.0	0.0	0.0	0.0	0.0	3.0	0.0	0.0	0.0	0.0	0.0	0.0	0.0	3.0	1.0	0.0	0.0	0.0	0.0	0.0	0.0	0.0	1.0
08:45 - 09:45	0.0	0.0	0.0	0.0	0.0	0.0	0.0	0.0	0.0	2.0	0.0	0.0	0.0	0.0	0.0	0.0	0.2	2.2	1.0	0.0	0.0	0.0	0.0	0.0	0.0	0.0	1.0
09:00 - 10:00	0.0	0.0	0.0	0.0	0.0	0.0	0.0	0.0	0.0	1.0	0.0	0.0	0.0	0.0	0.0	0.0	0.2	1.2	0.0	0.0	0.0	0.0	0.0	0.0	0.0	0.0	0.0
09:15 - 10:15	0.0	0.0	0.0	0.0	0.0	0.0	0.0	0.0	0.0	1.0	0.0	1.0	1.5	0.0	0.0	0.0	0.2	3.7	0.0	0.0	0.0	0.0	0.0	0.0	0.0	0.0	0.0
09:30 - 10:30	0.0	0.0	0.0	0.0	0.0	0.0	0.0	0.0	0.0	0.0	0.0	1.0	1.5	0.0	0.0	0.0	0.2	2.7	0.0	0.0	0.0	0.0	0.0	0.0	0.0	0.0	0.0
09:45 - 10:45	0.0	0.0	0.0	0.0	0.0	0.0	0.0	0.0	0.0	0.0	0.0	1.0	1.5	0.0	0.0	0.0	0.0	2.5	1.0	0.0	0.0	0.0	0.0	0.0	0.0	0.0	1.0
10:00 - 11:00	0.0	0.0	0.0	0.0	0.0	0.0	0.0	0.0	0.0	0.0	1.0	1.0	1.5	0.0	0.0	0.0	0.0	3.5	1.0	0.0	0.0	0.0	0.0	0.0	0.0	0.0	1.0
10:15 - 11:15	0.0	0.0	0.0	0.0	0.0	0.0	0.0	0.0	0.0	0.0	1.0	0.0	0.0	0.0	0.0	0.0	0.0	1.0	1.0	0.0	0.0	0.0	0.0	0.0	0.0	0.0	1.0
10:30 - 11:30	0.0	0.0	0.0	0.0	0.0	0.0	0.0	0.0	0.0	0.0	1.0	0.0	0.0	0.0	0.0	0.0	0.0	1.0	1.0	0.0	0.0	0.0	0.0	0.0	0.0	0.0	1.0
10:45 - 11:45	0.0	0.0	0.0	0.0	0.0	0.0	0.0	0.0	0.0	0.0	1.0	0.0	0.0	0.0	0.0	0.0	0.0	1.0	0.0	0.0	0.0	0.0	0.0	0.0	0.0	0.0	0.0
11:00 - 12:00	0.0	0.0	0.0	0.0	0.0	0.0	0.0	0.0	0.0	0.0	0.0	0.0	0.0	0.0	0.0	0.0	0.0	0.0	0.0	0.0	0.0	0.0	0.0	0.0	0.0	0.0	0.0
11:15 - 12:15	0.0	0.0	0.0	0.0	0.0	0.0	0.0	0.0	0.0	0.0	0.0	0.0	0.0	0.0	0.0	0.0	0.0	0.0	0.0	0.0	0.0	0.0	0.0	0.0	0.0	0.0	0.0
11:30 - 12:30	0.0	0.0	0.0	0.0	0.0	0.0	0.0	0.0	0.0	1.0	0.0	0.0	0.0	0.0	0.0	0.0	0.0	1.0	1.0	0.0	0.0	0.0	0.0	0.0	0.0	0.0	1.0
11:45 - 12:45	0.0	0.0	0.0	0.0	0.0	0.0	0.0	0.0	0.0	1.0	0.0	0.0	0.0	0.0	0.0	0.0	0.0	1.0	1.0	0.0	0.0	0.0	0.0	0.0	0.0	0.0	1.0
12:00 - 13:00	0.0	0.0	0.0	0.0	0.0	0.0	0.0	0.0	0.0	1.0	1.0	0.0	0.0	0.0	0.0	0.0	0.0	2.0	1.0	0.0	0.0	0.0	0.0	0.0	0.0	0.0	1.0
12:15 - 13:15	0.0	0.0	0.0	0.0	0.0	0.0	0.0	0.0	0.0	3.0	1.0	0.0	0.0	0.0	0.0	0.0	0.0	4.0	2.0	0.0	0.0	0.0	0.0	0.0	0.0	0.0	2.0
12:30 - 13:30	0.0	0.0	0.0	0.0	0.0	0.0	0.0	0.0	0.0	3.0	1.0	0.0	0.0	0.0	0.0	0.0	0.0	4.0	1.0	0.0	0.0	0.0	0.0	0.0	0.0	0.0	1.0
12:45 - 13:45	0.0	0.0	0.0	0.0	0.0	0.0	0.0	0.0	0.0	3.0	1.0	0.0	0.0	0.0	0.0	0.0	0.0	4.0	1.0	0.0	0.0	0.0	0.0	0.0	0.0	0.0	1.0
13:00 - 14:00	0.0	0.0	0.0	0.0	0.0	0.0	0.0	0.0	0.0	4.0	0.0	0.0	0.0	0.0	0.0	0.0	0.0	4.0	1.0	0.0	0.0	0.0	0.0	0.0	0.0	0.0	1.0
13:15 - 14:15	0.0	0.0	0.0	0.0	0.0	0.0	0.0	0.0	0.0	2.0	0.0	0.0	0.0	0.0	0.0	0.0	0.0	2.0	0.0	0.0	0.0	0.0	0.0	0.0	0.0	0.0	0.0
13:30 - 14:30	0.0	0.0	0.0	0.0	0.0	0.0	0.0	0.0	0.0	1.0	0.0	0.0	0.0	0.0	0.0	0.0	0.0	1.0	0.0	0.0	0.0	0.0	0.0	0.0	0.0	0.0	0.0
13:45 - 14:45	0.0	0.0	0.0	0.0	0.0	0.0	0.0	0.0	0.0	1.0	0.0	0.0	0.0	0.0	0.0	0.0	0.0	1.0	0.0	0.0	0.0	0.0	0.0	0.0	0.0	0.0	0.0
14:00 - 15:00	0.0	0.0	0.0	0.0	0.0	0.0	0.0	0.0	0.0	0.0	0.0	0.0	0.0	0.0	0.0	0.0	0.0	0.0	0.0	0.0	0.0	0.0	0.0	0.0	0.0	0.0	0.0
14:15 - 15:15	0.0	0.0	0.0	0.0	0.0	0.0	0.0	0.0	0.0	1.0	0.0	0.0	0.0	0.0	0.0	0.0	0.0	1.0	0.0	0.0	0.0	0.0	0.0	0.0	0.0	0.0	0.0
14:30 - 15:30	0.0	0.0	0.0	0.0	0.0	0.0	0.0	0.0	0.0	2.0	0.0	0.0	0.0	0.0	0.0	0.0	0.0	2.0	0.0	0.0	0.0	0.0	0.0	0.0	0.0	0.0	0.0
14:45 - 15:45	0.0	0.0	0.0	0.0	0.0	0.0	0.0	0.0	0.0	3.0	0.0	0.0	0.0	0.0	0.0	0.0	0.0	3.0	0.0	0.0	0.0	0.0	0.0	0.0	0.0	0.2	0.2
15:00 - 16:00	0.0	0.0	0.0	0.0	0.0	0.0	0.0	0.0	0.0	4.0	0.0	0.0	0.0	0.0	0.0	0.0	0.0	4.0	0.0	0.0	0.0	0.0	0.0	0.0	0.0	0.2	0.2
15:15 - 16:15	0.0	0.0	0.0	0.0	0.0	0.0	0.0	0.0	0.0	10.0	0.0	0.0	0.0	0.0	0.0	0.0	0.0	10.0	1.0	0.0	0.0	0.0	0.0	0.0	0.0	0.2	1.2
15:30 - 16:30	0.0	0.0	0.0	0.0	0.0	0.0	0.0	0.0	0.0	14.0	0.0	0.0	0.0	0.0	0.0	0.0	0.0	14.0	2.0	0.0	0.0	0.0	0.0	0.0	0.0	0.2	2.2
15:45 - 16:45	0.0	0.0	0.0	0.0	0.0	0.0	0.0	0.0	0.0	16.0	0.0	0.0	0.0	0.0	0.0	0.0	0.0	16.0	2.0	0.0	0.0	0.0	0.0	0.0	0.0	0.0	2.0
16:00 - 17:00	0.0	0.0	0.0	0.0	0.0	0.0	0.0	0.0	0.0	16.0	0.0	0.0	0.0	0.0	0.0	0.0	0.0	16.0	4.0	0.0	0.0	0.0	0.0	0.0	0.0	0.0	4.0
16:15 - 17:15	0.0	0.0	0.0	0.0	0.0	0.0	0.0	0.0	0.0	12.0	1.0	0.0	0.0	0.0	0.0	0.0	0.0	13.0	3.0	0.0	0.0	0.0	0.0	0.0	0.0	0.0	3.0
16:30 - 17:30	0.0	0.0	0.0	0.0	0.0	0.0	0.0	0.0	0.0	9.0	1.0	0.0	0.0	0.0	0.0	0.0	0.0	10.0	2.0	0.0	0.0	0.0	0.0	0.0	0.0	0.0	2.0
16:45 - 17:45	0.0	0.0	0.0	0.0	0.0	0.0	0.0	0.0	0.0	7.0	1.0	0.0	0.0	0.0	0.0	0.0	0.0	8.0	2.0	0.0	0.0	0.0	0.0	0.0	0.0	0.0	2.0
17:00 - 18:00	0.0	0.0	0.0	0.0	0.0	0.0	0.0	0.0	0.0	7.0	1.0	0.0	0.0	0.0	0.0	0.0	0.0	8.0	0.0	0.0	0.0	0.0	0.0	0.0	0.0	0.0	0.0
17:15 - 18:15	0.0	0.0	0.0	0.0	0.0	0.0	0.0	0.0	0.0	4.0	0.0	0.0	0.0	0.0	0.0	0.0	0.0	4.0	0.0	0.0	0.0	0.0	0.0	0.0	0.0	0.0	0.0
17:30 - 18:30	0.0	0.0	0.0	0.0	0.0	0.0	0.0	0.0	0.0	4.0	0.0	0.0	0.0	0.0	0.0	0.0	0.0	4.0	0.0	0.0	0.0	0.0	0.0	0.0	0.0	0.0	0.0
17:45 - 18:45	0.0	0.0	0.0	0.0	0.0	0.0	0.0	0.0	0.0	3.0	0.0	0.0	0.0	0.0	0.0	0.0	0.0	3.0	0.0	0.0	0.0	0.0	0.0	0.0	0.0	0.0	0.0
18:00 - 19:00	0.0	0.0	0.0	0.0	0.0	0.0	0.0	0.0	0.0	3.0	0.0	0.0	0.0	0.0	0.0	0.0	0.0	3.0	0.0	0.0	0.0	0.0	0.0	0.0	0.0	0.2	0.2
07:45 - 08:45	0.0	0.0	0.0	0.0	0.0	0.0	0.0	0.0	0.0	3.0	0.0	0.0	0.0	0.0	0.0	0.0	0.0	3.0	0.0	0.0	0.0	0.0	0.0	0.0	0.0	0.0	0.0
15:15 - 16:15	0.0	0.0	0.0	0.0	0.0	0.0	0.0	0.0	0.0	10.0	0.0	0.0	0.0	0.0	0.0	0.0	0.0	10.0	1.0	0.0	0.0	0.0	0.0	0.0	0.0	0.2	1.2
17:15 - 18:15	0.0	0.0	0.0	0.0	0.0	0.0	0.0	0.0	0.0	4.0	0.0	0.0	0.0	0.0	0.0	0.0	0.0	4.0	0.0	0.0	0.0	0.0	0.0	0.0	0.0	0.0	0.0

Times	B to A									B to B									B to C								
	Cars	LGV	Amb	OGV1	OGV2	PSV	M/B	Cyc	Total	Cars	LGV	Amb	OGV1	OGV2	PSV	M/B	Cyc	Total	Cars	LGV	Amb	OGV1	OGV2	PSV	M/B	Cyc	Total
#### - ####	7.0	0.0	0.0	0.0	0.0	0.0	0.0	0.0	7.0	0.0	0.0	0.0	0.0	0.0	0.0	0.0	0.0	0.0	52.0	3.0	3.0	1.5	0.0	0.0	0.0	0.6	60.1
#### - ####	9.0	0.0	0.0	0.0	0.0	0.0	0.0	0.0	9.0	0.0	0.0	0.0	0.0	0.0	0.0	0.0	0.0	0.0	61.0	6.0	1.0	0.0	0.0	0.0	0.0	0.2	68.2
#### - ####	17.0	0.0	0.0	0.0	0.0	0.0	0.0	0.0	17.0	0.0	0.0	0.0	0.0	0.0	0.0	0.0	0.0	0.0	77.0	3.0	0.0	1.5	0.0	2.0	0.0	0.0	83.5
#### - ####	25.0	0.0	0.0	0.0	0.0	0.0	0.0	0.0	25.0	0.0	0.0	0.0	0.0	0.0	0.0	0.0	0.0	0.0	100.0	4.0	2.0	4.5	0.0	2.0	0.4	0.4	113.3
#### - ####	15.0	1.0	0.0	0.0	0.0	0.0	0.0	0.0	16.0	0.0	0.0	0.0	0.0	0.0	0.0	0.0	0.0	0.0	89.0	5.0	1.0	0.0	0.0	4.0	0.0	0.2	99.2
#### - ####	14.0	0.0	0.0	0.0	0.0	0.0	0.0	0.0	14.0	0.0	0.0	0.0	0.0	0.0	0.0	0.0	0.0	0.0	92.0	6.0	0.0	0.0	0.0	0.0	0.0	0.0	98.0
#### - ####	11.0	0.0	0.0	0.0	0.0	0.0	0.0	0.0	11.0	0.0	0.0	0.0	0.0	0.0	0.0	0.0	0.0	0.0	74.0	6.0	4.0	0.0	0.0	0.0	0.8	0.8	85.6
#### - ####	7.0	0.0	0.0	0.0	0.0	0.0	0.0	0.0	7.0	0.0	0.0	0.0	0.0	0.0	0.0	0.0	0.0	0.0	60.0	1.0	3.0	1.5	0.0	0.0	0.0	0.6	66.1
#### - ####	1.0	0.0	0.0	0.0	0.0	0.0	0.0	0.0	1.0	0.0	0.0	0.0	0.0	0.0	0.0	0.0	0.0	0.0	60.0	3.0	7.0	0.0	0.0	0.0	0.0	1.4	71.4
#### - ####	5.0	0.0	0.0	0.0	0.0	0.0	0.0	0.0	5.0	0.0	0.0	0.0	0.0	0.0	0.0	0.0	0.0	0.0	45.0	7.0	3.0	1.5	0.0	0.0	0.0	0.6	57.1
#### - ####	3.0	0.0	0.0	0.0	0.0	0.0	0.0	0.0	3.0	1.0	1.0	0.0	0.0	0.0	0.0	0.0	0.0	2.0	41.0	4.0	2.0	0.0	0.0	0.0	0.0	0.4	47.4
#### - ####	1.0	0.0	0.0	0.0	0.0	0.0	0.0	0.0	1.0	0.0	0.0	0.0	0.0	0.0	0.0	0.0	0.0	0.0	35.0	2.0	1.0	4.5	0.0	0.0	0.0	0.2	42.7
#### - ####	1.0	0.0	0.0	0.0	0.0	0.0	0.0	0.0	1.0	1.0	0.0	0.0	0.0	0.0	0.0	0.0	0.0	1.0	45.0	5.0	5.0	1.5	0.0	2.0	0.0	1.0	59.5
#### - ####	2.0	0.0	0.0	0.0	0.0	0.0	0.0	0.0	2.0	0.0	0.0	0.0	0.0	0.0	0.0	0.0	0.0	0.0	26.0	4.0	3.0	0.0	0.0	0.0	0.0	0.6	33.6
#### - ####	1.0	0.0	0.0	0.0	0.0	0.0	0.0	0.0	1.0	0.0	0.0	0.0	0.0	0.0	0.0	0.0	0.0	0.0	43.0	2.0	3.0	1.5	0.0	0.0	0.0	0.6	50.1
#### - ####	0.0	0.0	0.0	0.0	0.0	0.0	0.0	0.0	0.0	0.0	0.0	0.0	0.0	0.0	0.0	0.0	0.0	0.0	27.0	3.0	2.0	1.5	0.0	0.0	0.0	0.4	33.9
#### - ####	2.0	0.0	0.0	0.0	0.0	0.0	0.0	0.0	2.0	0.0	0.0	0.0	0.0	0.0	0.0	0.0	0.0	0.0	39.0	6.0	15.0	0.0	0.0	0.0	0.0	3.0	63.0
#### - ####	1.0	0.0	0.0	0.0	0.0	0.0	0.0	0.0	1.0	0.0	0.0	0.0	0.0	0.0	0.0	0.0	0.0	0.0	44.0	2.0	0.0	0.0	0.0	0.0	0.0	0.0	46.0
#### - ####	2.0	0.0	0.0	0.0	0.0	0.0	0.0	0.0	2.0	0.0	0.0	0.0	0.0	0.0	0.0	0.0	0.0	0.0	38.0	3.0	1.0	1.5	2.3	0.0	0.0	0.2	46.0
#### - ####	1.0	0.0	0.0	0.0	0.0	0.0	0.0	0.0	1.0	0.0	0.0	0.0	0.0	0.0	0.0	0.0	0.0	0.0	42.0	5.0	1.0	0.0	0.0	0.0	0.4	0.2	48.6
#### - ####	3.0	0.0	0.0	0.0	0.0	0.0	0.0	0.0	3.0	0.0	0.0	0.0	0.0	0.0	0.0	0.0	0.0	0.0	32.0	4.0	1.0	1.5	0.0	0.0	0.0	0.2	38.7
#### - ####	1.0	0.0	0.0	0.0	0.0	0.0	0.0	0.0	1.0	0.0	0.0	0.0	0.0	0.0	0.0	0.0	0.0	0.0	38.0	1.0	3.0	0.0	0.0	0.0	0.0	0.6	42.6
#### - ####	3.0	0.0	0.0	0.0	0.0	0.0	0.0	0.0	3.0	0.0	0.0	0.0	0.0	0.0	0.0	0.0	0.0	0.0	44.0	4.0	1.0	1.5	0.0	0.0	0.0	0.2	50.7
#### - ####	3.0	0.0	0.0	0.0	0.0	0.0	0.0	0.0	3.0	0.0	0.0	0.0	0.0	0.0	0.0	0.0	0.0	0.0	30.0	2.0	1.0	0.0	0.0	0.0	0.4	0.2	33.6
#### - ####	4.0	0.0	0.0	0.0	0.0	0.0	0.0	0.0	4.0	0.0	0.0	0.0	0.0	0.0	0.0	0.0	0.0	0.0	39.0	6.0	1.0	1.5	0.0	0.0	0.4	0.2	48.1
#### - ####	2.0	0.0	0.0	0.0	0.0	0.0	0.0	0.0	2.0	0.0	0.0	0.0	0.0	0.0	0.0	0.0	0.0	0.0	44.0	2.0	1.0	1.5	0.0	0.0	0.0	0.2	48.7
#### - ####	3.0	0.0	0.0	0.0	0.0	0.0	0.0	0.0	3.0	0.0	0.0	0.0	0.0	0.0	0.0	0.0	0.0	0.0	37.0	1.0	2.0	0.0	2.3	0.0	0.4	0.4	43.1
#### - ####	2.0	0.0	0.0	0.0	0.0	0.0	0.0	0.0	2.0	0.0	0.0	0.0	0.0	0.0	0.0	0.0	0.0	0.0	33.0	2.0	2.0	1.5	0.0	0.0	0.0	0.4	38.9
#### - ####	0.0	0.0	0.0	0.0	0.0	0.0	0.0	0.0	0.0	0.0	0.0	0.0	0.0	0.0	0.0	0.0	0.0	0.0	30.0	5.0	0.0	3.0	0.0	0.0	0.0	0.0	38.0
#### - ####	0.0	0.0	0.0	0.0	0.0	0.0	0.0	0.0	0.0	0.0	0.0	0.0	0.0	0.0	0.0	0.0	0.0	0.0	37.0	4.0	1.0	0.0	0.0	0.0	0.0	0.2	42.2
#### - ####	2.0	0.0	0.0	0.0	0.0	0.0	0.0	0.0	2.0	0.0	0.0	0.0	0.0	0.0	0.0	0.0	0.0	0.0	45.0	5.0	1.0	1.5	0.0	2.0	0.4	0.2	55.1
#### - ####	0.0	0.0	0.0	0.0	0.0	0.0	0.0	0.0	0.0	0.0	0.0	0.0	0.0	0.0	0.0	0.0	0.0	0.0	47.0	4.0	2.0	3.0	0.0	2.0	0.0	0.4	58.4
#### - ####	0.0	0.0	0.0	0.0	0.0	0.0	0.0	0.0	0.0	0.0	0.0	0.0	0.0	0.0	0.0	0.0	0.0	0.0	83.0	8.0	2.0	0.0	0.0	2.0	0.0	0.4	95.4
#### - ####	0.0	0.0	0.0	0.0	0.0	0.0	0.0	0.0	0.0	0.0	0.0	0.0	0.0	0.0	0.0	0.0	0.0	0.0	83.0	6.0	2.0	0.0	0.0	0.0	0.4	0.4	91.8
#### - ####	0.0	0.0	0.0	0.0	0.0	0.0	0.0	0.0	0.0	0.0	0.0	0.0	0.0	0.0	0.0	0.0	0.0	0.0	87.0	6.0	2.0	0.0	0.0	2.0	0.0	0.4	97.4
#### - ####	1.0	0.0	0.0	0.0	0.0	0.0	0.0	0.0	1.0	0.0	0.0	0.0	0.0	0.0	0.0	0.0	0.0	0.0	46.0	8.0	0.0	0.0	0.0	0.0	0.0	0.0	54.0
#### - ####	0.0	0.0	0.0	0.0	0.0	0.0	0.0	0.0	0.0	0.0	0.0	0.0	0.0	0.0	0.0	0.0	0.0	0.0	70.0	3.0	0.0	0.0	0.0	0.0	0.4	0.0	73.4
#### - ####	2.0	0.0	0.0	0.0	0.0	0.0	0.0	0.0	2.0	0.0	0.0	0.0	0.0	0.0	0.0	0.0	0.0	0.0	48.0	5.0	1.0	0.0	0.0	0.0	0.0	0.2	54.2
#### - ####	0.0	0.0	0.0	0.0	0.0	0.0	0.0	0.0	0.0	0.0	0.0	0.0	0.0	0.0	0.0	0.0	0.0	0.0	55.0	6.0	2.0	0.0	0.0	0.0	0.0	0.4	63.4
#### - ####	1.0	0.0	0.0	0.0	0.0	0.0	0.0	0.0	1.0	0.0	0.0	0.0	0.0	0.0	0.0	0.0	0.0	0.0	67.0	4.0	4.0	0.0	0.0	2.0	0.8	0.8	78.6
#### - ####	1.0	0.0	0.0	0.0	0.0	0.0	0.0	0.0	1.0	0.0	0.0	0.0	0.0	0.0	0.0	0.0	0.0	0.0	71.0	5.0	0.0	0.0	0.0	0.0	0.8	0.0	76.8
#### - ####	2.0	0.0	0.0	0.0	0.0	0.0	0.0	0.0	2.0	0.0	0.0	0.0	0.0	0.0	0.0	0.0	0.0	0.0	59.0	2.0	3.0	0.0	0.0	0.0	0.4	0.6	65.0
#### - ####	0.0	0.0	0.0	0.0	0.0	0.0	0.0	0.0	0.0	0.0	0.0	0.0	0.0	0.0	0.0	0.0	0.0	0.0	67.0	4.0	3.0	0.0	0.0	0.0	0.4	0.6	75.0
#### - ####	3.0	0.0	0.0	0.0	0.0	0.0	0.0	0.0	3.0	0.0	0.0	0.0	0.0	0.0	0.0	0.0	0.0	0.0	59.0	1.0	3.0	0.0	0.0	0.0	0.0	0.6	63.6
#### - ####	0.0	0.0	0.0	0.0	0.0	0.0	0.0	0.0	0.0	1.0	0.0	0.0	0.0	0.0	0.0	0.0	0.0	1.0	67.0	5.0	4.0	0.0	0.0	0.0	0.8	0.8	77.6
#### - ####	2.0	0.0	0.0	0.0	0.0	0.0	0.0	0.0	2.0	0.0	0.0	0.0	0.0	0.0	0.0	0.0	0.0	0.0	56.0	3.0	5.0	0.0	0.0	0.0	0.8	1.0	65.8
#### - ####	0.0	0.0	0.0	0.0	0.0	0.0	0.0	0.0	0.0	0.0	0.0	0.0	0.0	0.0	0.0	0.0	0.0	0.0	53.0	2.0	2.0	0.0	0.0	0.0	0.0	0.4	57.4
#### - ####	0.0	0.0	0.0	0.0	0.0	0.0	0.0	0.0	0.0	0.0	0.0	0.0	0.0	0.0	0.0	0.0	0.0	0.0	37.0	2.0	1.0	0.0	0.0	0.0	0.0	0.2	40.2
07:00 - 08:00	58.0	0.0	0.0	0.0	0.0	0.0	0.0	0.0	58.0	0.0	0.0	0.0	0.0	0.0	0.0	0.0	0.0	0.0	290.0	16.0	6.0	7.5	0.0	4.0	0.4	1.2	325.1
07:15 - 08:15	66.0	1.0	0.0	0.0	0.0	0.0	0.0	0.0	67.0	0.0	0.0	0.0	0.0	0.0	0.0	0.0	0.0	0.0	327.0	18.0	4.0	6.0	0.0	8.0	0.4	0.8	364.2
07:30 - 08:30	71.0	1.0	0.0	0.0	0.0	0.0	0.0	0.0	72.0	0.0	0.0	0.0	0.0	0.0	0.0	0.0	0.0	0.0	358.0	18.0	3.0	6.0	0.0	8.0	0.4	0.6	394.0
07:45 - 08:45	65.0	1.0	0.0	0.0	0.0	0.0	0.0	0.0	66.0	0.0	0.0	0.0	0.0	0.0	0.0	0.0	0.0	0.0	355.0	21.0	7.0	4.5	0.0	6.0	1.2	1.4	396.1
08:00 - 09:00	47.0	1.0	0.0	0.0	0.0	0.0	0.0	0.0	48.0	0.0	0.0	0.0	0.0	0.0	0.0	0.0	0.0	0.0	315.0	18.0	8.0	1.5	0.0	4.0	0.8	1.6	348.9
08:15 - 09:15	33.0	0.0	0.0	0.0	0.0	0.0	0.0	0.0	33.0	0.0	0.0	0.0	0.0	0.0	0.0	0.0	0.0	0.0	286.0	16.0	14.0	1.5	0.0	0.0	0.8	2.8	321.1
08:30 - 09:30	24.0	0.0	0.0	0.0	0.0	0.0	0.0	0.0	24.0	0.0	0.0	0.0	0.0	0.0	0.0	0.0	0.0	0.0	239.0	17.0	17.0	3.0	0.0	0.0	0.8	3.4	280.2
08:45 - 09:45	16.0	0.0	0.0	0.0	0.0	0.0	0.0	0.0	16.0	1.0	1.0	0.0	0.0	0.0	0.0	0.0	0.0	2.0	206.0	15.0	15.0	3.0	0.0	0.0	0.0	3.0	242.0
09:00 - 10:00	10.0	0.0	0.0	0.0	0.0	0.0	0.0	0.0	10.0	1.0	1.0	0.0	0.0	0.0	0.0	0.0	0.0	2.0	181.0	16.0	13.0	6.0	0.0	0.0	0.0	2.6	218.6
09:15 - 10:15	10.0	0.0	0.0	0.0	0.0	0.0	0.0	0.0	10.0	2.0	1.0	0.0	0.0	0.0	0.0	0.0	0.0	3.0	166.0	18.0	11.0	7.5	0.0	2.0	0.0	2.2	206.7
09:30 - 10:30	7.0	0.0	0.0	0.0	0.0	0.0	0.0	0.0	7.0	2.0	1.0	0.0	0.0	0.0	0.0	0.0	0.0	3.0	147.0	15.0	11.0	6.0	0.0	2.0	0.0	2.2	183.2
09:45 - 10:45	5.0	0.0	0.0	0.0	0.0	0.0	0.0	0.0	5.0	1.0	0.0	0.0	0.0	0.0	0.0	0.0	0.0	1.0	149.0	13.0	12.0	7.5	0.0	2.0	0.0	2.4	185.9
10:00 - 11:00	4.0	0.0	0.0	0.0	0.0	0.0	0.0	0.0	4.0	1.0	0.0	0.0	0.0	0.0	0.0	0.0	0.0	1.0	141.0	14.0	13.0	4.5	0.0	2.0	0.0	2.6	177.1
10:15 - 11:15	5.0	0.0	0.0	0.0	0.0	0.0	0.0	0.0	5.0	0.0	0.0	0.0	0.0	0.0	0.0	0.0	0.0	0.0	135.0	15.0	23.0	3.0	0.0	0.0	0.0	4.6	180.6
10:30 - 11:30	4.0	0.0	0.0	0.0	0.0	0.0	0.0	0.0	4.0	0.0	0.0	0.0	0.0	0.0	0.0	0.0	0.0	0.0	153.0	13.0	20.0	3.0	0.0	0.0	0.0	4.0	193.0
10:45 - 11:45	5.0	0.0	0.0	0.0	0.0	0.0	0.0	0.0	5.0	0.0	0.0	0.0	0.0	0.0	0.0	0.0	0.0	0.0	148.0	14.0	18.0	3.0	2.3	0.0	0.0	3.6	188.9
11:00 - 12:00	6.0	0.0	0.0	0.0	0.0	0.0	0.0	0.0	6.0	0.0	0.0	0.0	0.0	0.0	0.0	0.0	0.0	0.0	163.0	16.0	17.0	1.5	2.3	0.0	0.4	3.4	203.6
11:15 - 12:15	7.0	0.0	0.0	0.0	0.0	0.0	0.0	0.0	7.0	0.0	0.0	0.0	0.0	0.0	0.0	0.0	0.0	0.0	156.0	14.0	3.0	3.0	2.3	0.0	0.4	0.6	179.3
11:30 - 12:30	7.0	0.0	0.0	0.0	0.0	0.0	0.0	0.0	7.0	0.0	0.0	0.0	0.0	0.0	0.0	0.0	0.0	0.0	150.0	13.0	6.0	3.0	2.3	0.0	0.4	1.2	175.9
11:45 - 12:45	8.0	0.0	0.0	0.0	0.0	0.0	0.0	0.0	8.0	0.0	0.0	0.0	0.0	0.0	0.0	0.0	0.0	0.0	156.0	14.0	6.0	3.0	0.0	0.0	0.4	1.2	180.6
12:00 - 13:00	10.0	0.0	0.0	0.0	0.0	0.0	0.0	0.0	10.0	0.0	0.0	0.0	0.0	0.0	0.0	0.0	0.0	0.0	144.0	11.0	6.0	3.0	0.0	0.0	0.4	1.2	165.6
12:15 - 13:15	11.0	0.0	0.0	0.0	0.0	0.0	0.0	0.0	11.0	0.0	0.0	0.0	0.0	0.0	0.0	0.0	0.0	0.0	151.0	13.0	6.0	3.0	0.0	0.0	0.8	1.2	175.0
12:30 - 13:30	12.0	0.0	0.0	0.0	0.0	0.0	0.0	0.0	12.0	0.0	0.0	0.0	0.0	0.0	0.0	0.0	0.0	0.0	157.0	14.0	4.0	4.5	0.0	0.0	0.8	0.8	181.1
12:45 - 13:45	12.0	0.0	0.0	0.0	0.0	0.0	0.0	0.0	12.0	0.0	0.0	0.0	0.0	0.0	0.0	0.0	0.0	0.0	150.0	11.0	5.0	3.0	2.3	0.0	1.2	1.0	173.5
13:00 - 14:00	11.0	0.0	0.0	0.0	0.0	0.0	0.0	0.0	11.0	0.0	0.0	0.0	0.0	0.0	0.0	0.0	0.0	0.0	153.0	11.0	6.0	4.5	2.3	0.0	0.8	1.2	178.8
13:15 - 14:15	7.0	0.0	0.0	0.0	0.0	0.0	0.0	0.0	7.0	0.0	0.0	0.0	0.0	0.0	0.0	0.0	0.0	0.0	144.0	10.0	5.0	6.0	2.3	0.0	0.4	1.0	168.7
13:30 - 14:30	5.0	0.0	0.0	0.0	0.0	0.0	0.0	0.0	5.0	0.0	0.0	0.0	0.0	0.0	0.0	0.0	0.0	0.0	137.0	12.0	5.0	4.5	2.3	0.0	0.4	1.0	162.2
13:45 - 14:45	4.0	0.0	0.0	0.0	0.0	0.0	0.0	0.0	4.0	0.0	0.0	0.0	0.0	0.0	0.0	0.0	0.0	0.0	145.0	16.0	4.0	6.0	0.0	2.0	0.4	0.8	174.2
14:00 - 15:00	2.0	0.0	0.0	0.0	0.0	0.0	0.0	0.0	2.0	0.0	0.0	0.0	0.0	0.0	0.0	0.0	0.0	0.0	159.0	18.0	4.0	7.5	0.0	4.0	0.4	0.8	193.7
14:15 - 15:15	2.0	0.0	0.0	0.0	0.0	0.0	0.0	0.0	2.0	0.0	0.0	0.0	0.0	0.0	0.0	0.0	0.0	0.0	212.0	21.0	6.0	4.5	0.0	6.0	0.4	1.2	251.1
14:30 - 15:30	2.0	0.0	0.0	0.0	0.0	0.0	0.0	0.0	2.0	0.0	0.0	0.0	0.0	0.0	0.0	0.0	0.0	0.0	258.0	23.0	7.0	4.5	0.0	6.0	0.8	1.4	300.7
14:45 - 15:45	0.0	0.0	0.0	0.0	0.0	0.0	0.0	0.0	0.0	0.0	0.0	0.0	0.0	0.0	0.0	0.0	0.0	0.0	300.0	24.0	8.0	3.0	0.0	6.0	0.4	1.6	343.0
15:00 - 16:00	1.0	0.0	0.0	0.0	0.0	0.0	0.0	0.0	1.0	0.0	0.0	0.0	0.0	0.0	0.0	0.0	0.0	0.0	299.0	28.0	6.0	0.0	0.0	4.0	0.4	1.2	338.6
15:15 - 16:15	1.0	0.0	0.0	0.0	0.0	0.0	0.0	0.0	1.0	0.0	0.0	0.0	0.0	0.0	0.0	0.0	0.0	0.0	286.0	23.0	4.0	0.0	0.0	2.0	0.8	0.8	316.6
15:30 - 16:30	3.0	0.0	0.0	0.0	0.0	0.0	0.0	0.0	3.0	0.0	0.0	0.0	0.0	0.0	0.0	0.0	0.0	0.0	251.0	22.0	3.0	0.0	0.0	2.0	0.4	0.6	279.0
15:45 - 16:45	3.0	0.0	0.0	0.0	0.0	0.0	0.0	0.0	3.0	0.0	0.0	0.0	0.0	0.0	0.0	0.0	0.0	0.0	219.0	22.0	3.0	0.0	0.0	0.0	0.4	0.6	245.0
16:00 - 17:00	3.0	0.0	0.0	0.0	0.0	0.0	0.0	0.0	3.0	0.0	0.0	0.0	0.0	0.0	0.0	0.0	0.0	0.0	240.0	18.0	7.0	0.0	0.0	2.0	1.2	1.4	269.6
16:15 - 17:15	4.0	0.0	0.0	0.0	0.0	0.0	0.0	0.0	4.0	0.0	0.0	0.0	0.0	0.0	0.0	0.0	0.0	0.0	241.0	20.0	7.0	0.0	0.0	2.0	1.6	1.4	273.0
16:30 - 17:30	4.0	0.0	0.0	0.0	0.0	0.0	0.0	0.0	4.0	0.0	0.0	0.0	0.0	0.0	0.0	0.0	0.0	0.0	252.0	17.0	9.0	0.0	0.0	2.0	2.0	1.8	283.8
16:45 - 17:45	4.0	0.0	0.0	0.0	0.0	0.0	0.0	0.0	4.0	0.0	0.0	0.0	0.0	0.0	0.0	0.0	0.0	0.0	264.0	15.0	10.0	0.0	0.0	2.0	2.4	2.0	295.4
17:00 - 18:00	6.0	0.0	0.0	0.0	0.0	0.0	0.0	0.0	6.0	0.0	0.0	0.0	0.0	0.0	0.0	0.0	0.0	0.0	256.0	12.0	9.0	0.0	0.0	0.0	1.6	1.8	280.4
17:15 - 18:15	5.0	0.0	0.0	0.0	0.0	0.0	0.0	0.0	5.0	1.0	0.0	0.0	0.0	0.0	0.0	0.0	0.0	1.0	252.0	12.0	13.0	0.0	0.0	0.0	1.6	2.6	281.2
17:30 - 18:30	5.0	0.0	0.0	0.0	0.0	0.0	0.0	0.0	5.0	1.0	0.0	0.0	0.0	0.0	0.0	0.0	0.0	1.0	249.0	13.0	15.0	0.0	0.0	0.0	2.0	3.0	282.0
17:45 - 18:45	5.0	0.0	0.0	0.0	0.0	0.0	0.0	0.0	5.0	1.0	0.0	0.0	0.0	0.0	0.0	0.0	0.0	1.0	235.0	11.0	14.0	0.0	0.0	0.0	1.6	2.8	264.4
18:00 - 19:00	2.0	0.0	0.0	0.0	0.0	0.0	0.0	0.0	2.0	1.0	0.0	0.0	0.0	0.0	0.0	0.0	0.0	1.0	213.0	12.0	12.0	0.0	0.0	0.0	1.6	2.4	241.0
07:45 - 08:45	65.0	1.0	0.0	0.0	0.0	0.0	0.0	0.0	66.0	0.0	0.0	0.0	0.0	0.0	0.0	0.0	0.0	0.0	####	21.0	7.0	4.5	0.0	6.0	1.2	1.4	####
15:15 - 16:15	1.0	0.0	0.0	0.0	0.0	0.0	0.0	0.0	1.0	0.0	0.0	0.0	0.0	0.0	0.0	0.0	0.0	0.0	####	23.0	4.0	0.0	0.0	2.0	0.8	0.8	####
17:15 - 18:15	5.0	0.0	0.0	0.0	0.0	0.0	0.0	0.0	5.0	1.0	0.0	0.0	0.0	0.0	0.0	0.0	0.0	1.0	####	12.0	13.0	0.0	0.0	0.0	1.6	2.6	####

Times	C to A									C to B									C to C								
	Cars	LGV	Amb	OGV1	OGV2	PSV	M/B	Cyc	Total	Cars	LGV	Amb	OGV1	OGV2	PSV	M/B	Cyc	Total	Cars	LGV	Amb	OGV1	OGV2	PSV	M/B	Cyc	Total
#### - ####	1.0	0.0	33.0	0.0	0.0	0.0	0.0	0.0	34.0	33.0	2.0	0.0	0.0	0.0	2.0	0.4	1.2	38.6	0.0	0.0	0.0	0.0	0.0	0.0	0.0	0.0	0.0
#### - ####	6.0	0.0	38.0	0.0	0.0	0.0	0.0	0.0	44.0	38.0	3.0	0.0	0.0	0.0	6.0	0.4	0.6	48.0	0.0	0.0	0.0	0.0	0.0	0.0	0.0	0.0	0.0
#### - ####	3.0	0.0	59.0	0.0	0.0	0.0	0.0	0.4	62.4	59.0	3.0	0.0	3.0	0.0	2.0	0.0	0.6	67.6	0.0	0.0	0.0	0.0	0.0	0.0	0.0	0.0	0.0
#### - ####	10.0	1.0	78.0	0.0	0.0	0.0	0.0	0.0	89.0	78.0	12.0	0.0	0.0	0.0	4.0	0.0	0.2	94.2	0.0	0.0	0.0	0.0	0.0	0.0	0.0	0.0	0.0
#### - ####	7.0	0.0	127.0	0.0	0.0	0.0	0.0	0.0	134.0	127.0	7.0	0.0	3.0	0.0	2.0	0.0	1.0	140.0	0.0	0.0	0.0	0.0	0.0	0.0	0.0	0.0	0.0
#### - ####	13.0	0.0	139.0	0.0	0.0	0.0	0.4	0.0	152.4	139.0	6.0	0.0	3.0	0.0	0.0	0.0	1.0	149.0	0.0	0.0	0.0	0.0	0.0	0.0	0.0	0.0	0.0
#### - ####	5.0	0.0	95.0	0.0	0.0	0.0	0.0	0.0	100.0	95.0	3.0	0.0	0.0	0.0	6.0	0.4	1.0	105.4	1.0	0.0	0.0	0.0	0.0	0.0	0.0	0.0	1.0
#### - ####	1.0	0.0	49.0	0.0	0.0	0.0	0.0	0.0	50.0	49.0	3.0	0.0	0.0	0.0	2.0	0.4	0.6	55.0	0.0	0.0	0.0	0.0	0.0	0.0	0.0	0.0	0.0
#### - ####	3.0	0.0	52.0	0.0	0.0	0.0	0.0	0.0	55.0	52.0	6.0	0.0	1.5	2.3	2.0	0.0	0.0	63.8	0.0	0.0	0.0	0.0	0.0	0.0	0.0	0.0	0.0
#### - ####	1.0	0.0	71.0	0.0	0.0	0.0	0.0	0.0	72.0	71.0	5.0	0.0	1.5	0.0	2.0	0.0	0.4	79.9	0.0	0.0	0.0	0.0	0.0	0.0	0.0	0.0	0.0
#### - ####	0.0	0.0	53.0	0.0	0.0	0.0	0.0	0.0	53.0	53.0	3.0	0.0	1.5	2.3	4.0	0.0	0.6	64.4	0.0	0.0	0.0	0.0	0.0	0.0	0.0	0.0	0.0
#### - ####	0.0	0.0	39.0	0.0	0.0	0.0	0.0	0.0	39.0	39.0	5.0	0.0	1.5	0.0	6.0	0.0	0.4	51.9	0.0	0.0	0.0	0.0	0.0	0.0	0.0	0.0	0.0
#### - ####	0.0	0.0	30.0	1.5	0.0	0.0	0.0	0.0	31.5	30.0	3.0	0.0	1.5	0.0	0.0	0.0	0.0	34.5	0.0	0.0	0.0	0.0	0.0	0.0	0.0	0.0	0.0
#### - ####	0.0	0.0	42.0	0.0	0.0	0.0	0.0	0.0	42.0	42.0	6.0	0.0	1.5	0.0	4.0	0.4	0.2	54.1	0.0	0.0	0.0	0.0	0.0	0.0	0.0	0.0	0.0
#### - ####	1.0	1.0	36.0	0.0	0.0	0.0	0.0	0.0	38.0	36.0	2.0	0.0	3.0	0.0	2.0	0.0	0.0	43.0	1.0	0.0	0.0	0.0	0.0	0.0	0.0	0.0	1.0
#### - ####	0.0	0.0	31.0	0.0	0.0	0.0	0.0	0.0	31.0	31.0	2.0	0.0	0.0	0.0	2.0	0.0	0.4	35.4	0.0	0.0	0.0	0.0	0.0	0.0	0.0	0.0	0.0
#### - ####	0.0	0.0	39.0	0.0	0.0	0.0	0.0	0.0	39.0	39.0	5.0	0.0	0.0	0.0	4.0	0.0	0.0	48.0	0.0	0.0	0.0	0.0	0.0	0.0	0.0	0.0	0.0
#### - ####	0.0	0.0	25.0	0.0	0.0	0.0	0.0	0.0	25.0	25.0	1.0	0.0	0.0	0.0	2.0	0.0	0.6	28.6	0.0	0.0	0.0	0.0	0.0	0.0	0.0	0.0	0.0
#### - ####	0.0	0.0	44.0	0.0	0.0	0.0	0.0	0.0	44.0	44.0	3.0	0.0	0.0	0.0	4.0	0.0	0.0	51.0	0.0	0.0	0.0	0.0	0.0	0.0	0.0	0.0	0.0
#### - ####	1.0	0.0	32.0	0.0	0.0	0.0	0.0	0.0	33.0	32.0	7.0	0.0	0.0	0.0	2.0	0.0	0.8	41.8	0.0	0.0	0.0	0.0	0.0	0.0	0.0	0.0	0.0
#### - ####	1.0	0.0	46.0	0.0	0.0	0.0	0.0	0.0	47.0	46.0	2.0	0.0	0.0	0.0	2.0	0.4	2.6	53.0	0.0	0.0	0.0	0.0	0.0	0.0	0.0	0.0	0.0
#### - ####	1.0	0.0	33.0	0.0	0.0	0.0	0.0	0.0	34.0	33.0	3.0	0.0	0.0	0.0	2.0	0.4	0.2	38.6	0.0	0.0	0.0	0.0	0.0	0.0	0.0	0.0	0.0
#### - ####	2.0	0.0	37.0	0.0	0.0	0.0	0.0	0.0	39.0	37.0	7.0	0.0	3.0	0.0	2.0	0.0	0.6	49.6	0.0	0.0	0.0	0.0	0.0	0.0	0.0	0.0	0.0
#### - ####	1.0	0.0	34.0	0.0	0.0	0.0	0.0	0.0	35.0	34.0	6.0	0.0	0.0	0.0	2.0	0.0	0.8	42.8	0.0	0.0	0.0	0.0	0.0	0.0	0.0	0.0	0.0
#### - ####	1.0	1.0	34.0	0.0	0.0	0.0	0.0	0.0	36.0	34.0	3.0	0.0	0.0	0.0	2.0	0.0	0.8	39.8	0.0	0.0	0.0	0.0	0.0	0.0	0.0	0.0	0.0
#### - ####	0.0	0.0	37.0	0.0	0.0	0.0	0.0	0.0	37.0	37.0	1.0	0.0	0.0	0.0	2.0	0.0	0.8	40.8	0.0	0.0	0.0	0.0	0.0	0.0	0.0	0.0	0.0
#### - ####	0.0	0.0	42.0	0.0	0.0	0.0	0.0	0.0	42.0	42.0	1.0	0.0	0.0	0.0	2.0	0.0	0.8	45.8	0.0	0.0	0.0	0.0	0.0	0.0	0.0	0.0	0.0
#### - ####	0.0	0.0	30.0	0.0	0.0	0.0	0.0	0.0	30.0	30.0	2.0	0.0	1.5	0.0	2.0	0.0	0.4	35.9	0.0	0.0	0.0	0.0	0.0	0.0	0.0	0.0	0.0
#### - ####	0.0	1.0	40.0	0.0	0.0	0.0	0.0	0.0	41.0	40.0	2.0	0.0	0.0	0.0	2.0	0.0	1.0	45.0	0.0	0.0	0.0	0.0	0.0	0.0	0.0	0.0	0.0
#### - ####	0.0	0.0	49.0	0.0	0.0	0.0	0.0	0.0	49.0	49.0	2.0	0.0	0.0	0.0	2.0	0.0	0.0	53.0	0.0	0.0	0.0	0.0	0.0	0.0	0.0	0.0	0.0
#### - ####	1.0	0.0	40.0	0.0	0.0	0.0	0.0	0.0	41.0	40.0	6.0	0.0	1.5	0.0	2.0	0.0	0.0	49.5	0.0	0.0	0.0	0.0	0.0	0.0	0.0	0.0	0.0
#### - ####	0.0	0.0	38.0	0.0	0.0	0.0	0.0	0.0	38.0	38.0	2.0	0.0	1.5	0.0	2.0	0.4	0.4	44.3	1.0	0.0	0.0	0.0	0.0	0.0	0.0	0.0	1.0
#### - ####	0.0	0.0	56.0	0.0	0.0	0.0	0.0	0.0	56.0	56.0	1.0	0.0	0.0	0.0	4.0	0.4	0.6	62.0	0.0	0.0	0.0	0.0	0.0	0.0	0.0	0.0	0.0
#### - ####	0.0	0.0	53.0	0.0	0.0	0.0	0.0	0.0	53.0	53.0	6.0	0.0	0.0	0.0	4.0	0.0	0.6	63.6	0.0	0.0	0.0	0.0	0.0	0.0	0.0	0.0	0.0
#### - ####	1.0	0.0	52.0	0.0	0.0	0.0	0.0	0.0	53.0	52.0	5.0	0.0	3.0	0.0	0.0	0.0	0.6	60.6	0.0	0.0	0.0	0.0	0.0	0.0	0.0	0.0	0.0
#### - ####	0.0	0.0	71.0	0.0	0.0	0.0	0.0	0.0	71.0	71.0	5.0	0.0	0.0	0.0	2.0	0.4	0.4	78.8	0.0	0.0	0.0	0.0	0.0	0.0	0.0	0.0	0.0
#### - ####	0.0	0.0	82.0	0.0	0.0	0.0	0.0	0.0	82.0	82.0	9.0	0.0	1.5	0.0	2.0	0.0	0.4	94.9	0.0	0.0	0.0	0.0	0.0	0.0	0.0	0.0	0.0
#### - ####	0.0	0.0	75.0	0.0	0.0	0.0	0.0	0.0	75.0	75.0	6.0	0.0	0.0	0.0	4.0	0.4	0.4	85.8	0.0	0.0	0.0	0.0	0.0	0.0	0.0	0.0	0.0
#### - ####	0.0	0.0	79.0	0.0	0.0	0.0	0.0	0.0	79.0	79.0	6.0	0.0	0.0	0.0	0.0	0.0	0.0	85.0	0.0	0.0	0.0	0.0	0.0	0.0	0.0	0.0	0.0
#### - ####	0.0	0.0	70.0	0.0	0.0	0.0	0.0	0.0	70.0	70.0	3.0	0.0	0.0	0.0	2.0	0.0	2.2	77.2	0.0	0.0	0.0	0.0	0.0	0.0	0.0	0.0	0.0
#### - ####	0.0	1.0	75.0	0.0	0.0	0.0	0.0	0.0	76.0	75.0	3.0	0.0	0.0	0.0	2.0	0.4	1.2	81.6	0.0	0.0	0.0	0.0	0.0	0.0	0.0	0.0	0.0
#### - ####	1.0	0.0	113.0	0.0	0.0	0.0	0.0	0.0	114.0	113.0	4.0	0.0	0.0	0.0	4.0	0.0	0.2	121.2	0.0	0.0	0.0	0.0	0.0	0.0	0.0	0.0	0.0
#### - ####	0.0	0.0	139.0	0.0	0.0	0.0	0.0	0.0	139.0	139.0	9.0	0.0	0.0	0.0	0.0	0.4	0.4	148.8	0.0	0.0	0.0	0.0	0.0	0.0	0.0	0.0	0.0
#### - ####	1.0	0.0	138.0	0.0	0.0	0.0	0.0	0.0	139.0	138.0	5.0	0.0	0.0	0.0	4.0	0.4	0.4	147.8	0.0	0.0	0.0	0.0	0.0	0.0	0.0	0.0	0.0
#### - ####	2.0	0.0	115.0	0.0	0.0	0.0	0.0	0.0	117.0	115.0	5.0	0.0	0.0	0.0	4.0	0.0	0.2	124.2	0.0	0.0	0.0	0.0	0.0	0.0	0.0	0.0	0.0
#### - ####	0.0	0.0	58.0	0.0	0.0	0.0	0.0	0.0	58.0	58.0	2.0	0.0	0.0	0.0	4.0	1.2	0.6	65.8	0.0	0.0	0.0	0.0	0.0	0.0	0.0	0.0	0.0
#### - ####	0.0	0.0	43.0	0.0	0.0	0.0	0.0	0.0	43.0	43.0	1.0	0.0	0.0	0.0	0.0	0.0	0.0	44.0	0.0	0.0	0.0	0.0	0.0	0.0	0.0	0.0	0.0
#### - ####	0.0	0.0	49.0	0.0	0.0	0.0	0.0	0.0	49.0	49.0	2.0	0.0	0.0	0.0	2.0	0.0	0.4	53.4	0.0	0.0	0.0	0.0	0.0	0.0	0.0	0.0	0.0
07:00 - 08:00	20.0	1.0	208.0	0.0	0.0	0.0	0.0	0.4	229.4	208.0	20.0	0.0	3.0	0.0	14.0	0.8	2.6	248.4	0.0	0.0	0.0	0.0	0.0	0.0	0.0	0.0	0.0
07:15 - 08:15	26.0	1.0	302.0	0.0	0.0	0.0	0.0	0.4	329.4	302.0	25.0	0.0	6.0	0.0	14.0	0.4	2.4	349.8	0.0	0.0	0.0	0.0	0.0	0.0	0.0	0.0	0.0
07:30 - 08:30	33.0	1.0	403.0	0.0	0.0	0.0	0.4	0.4	437.8	403.0	28.0	0.0	9.0	0.0	8.0	0.0	2.8	450.8	0.0	0.0	0.0	0.0	0.0	0.0	0.0	0.0	0.0
07:45 - 08:45	35.0	1.0	439.0	0.0	0.0	0.0	0.4	0.0	475.4	439.0	28.0	0.0	6.0	0.0	12.0	0.4	3.2	488.6	1.0	0.0	0.0	0.0	0.0	0.0	0.0	0.0	1.0
08:00 - 09:00	26.0	0.0	410.0	0.0	0.0	0.0	0.4	0.0	436.4	410.0	19.0	0.0	6.0	0.0	10.0	0.8	3.6	449.4	1.0	0.0	0.0	0.0	0.0	0.0	0.0	0.0	1.0
08:15 - 09:15	22.0	0.0	335.0	0.0	0.0	0.0	0.4	0.0	357.4	335.0	18.0	0.0	4.5	2.3	10.0	0.8	2.6	373.2	1.0	0.0	0.0	0.0	0.0	0.0	0.0	0.0	1.0
08:30 - 09:30	10.0	0.0	267.0	0.0	0.0	0.0	0.0	0.0	277.0	267.0	17.0	0.0	3.0	2.3	12.0	0.8	2.0	304.1	1.0	0.0	0.0	0.0	0.0	0.0	0.0	0.0	1.0
08:45 - 09:45	5.0	0.0	225.0	0.0	0.0	0.0	0.0	0.0	230.0	225.0	17.0	0.0	4.5	4.6	10.0	0.4	1.6	263.1	0.0	0.0	0.0	0.0	0.0	0.0	0.0	0.0	0.0
09:00 - 10:00	4.0	0.0	215.0	0.0	0.0	0.0	0.0	0.0	219.0	215.0	19.0	0.0	6.0	4.6	14.0	0.0	1.4	260.0	0.0	0.0	0.0	0.0	0.0	0.0	0.0	0.0	0.0
09:15 - 10:15	1.0	0.0	193.0	1.5	0.0	0.0	0.0	0.0	195.5	193.0	16.0	0.0	6.0	2.3	12.0	0.0	1.4	230.7	0.0	0.0	0.0	0.0	0.0	0.0	0.0	0.0	0.0
09:30 - 10:30	0.0	0.0	164.0	1.5	0.0	0.0	0.0	0.0	165.5	164.0	17.0	0.0	6.0	2.3	14.0	0.4	1.2	204.9	0.0	0.0	0.0	0.0	0.0	0.0	0.0	0.0	0.0
09:45 - 10:45	1.0	1.0	147.0	1.5	0.0	0.0	0.0	0.0	150.5	147.0	16.0	0.0	7.5	0.0	12.0	0.4	0.6	183.5	1.0	0.0	0.0	0.0	0.0	0.0	0.0	0.0	1.0
10:00 - 11:00	1.0	1.0	139.0	1.5	0.0	0.0	0.0	0.0	142.5	139.0	13.0	0.0	6.0	0.0	8.0	0.4	0.6	167.0	1.0	0.0	0.0	0.0	0.0	0.0	0.0	0.0	1.0
10:15 - 11:15	1.0	1.0	148.0	0.0	0.0	0.0	0.0	0.0	150.0	148.0	15.0	0.0	4.5	0.0	12.0	0.4	0.6	180.5	1.0	0.0	0.0	0.0	0.0	0.0	0.0	0.0	1.0
10:30 - 11:30	1.0	1.0	131.0	0.0	0.0	0.0	0.0	0.0	133.0	131.0	10.0	0.0	3.0	0.0	10.0	0.0	1.0	155.0	1.0	0.0	0.0	0.0	0.0	0.0	0.0	0.0	1.0
10:45 - 11:45	0.0	0.0	139.0	0.0	0.0	0.0	0.0	0.0	139.0	139.0	11.0	0.0	0.0	0.0	12.0	0.0	1.0	163.0	0.0	0.0	0.0	0.0	0.0	0.0	0.0	0.0	0.0
11:00 - 12:00	1.0	0.0	140.0	0.0	0.0	0.0	0.0	0.0	141.0	140.0	16.0	0.0	0.0	0.0	12.0	0.0	1.4	169.4	0.0	0.0	0.0	0.0	0.0	0.0	0.0	0.0	0.0
11:15 - 12:15	2.0	0.0	147.0	0.0	0.0	0.0	0.0	0.0	149.0	147.0	13.0	0.0	0.0	0.0	10.0	0.4	4.0	174.4	0.0	0.0	0.0	0.0	0.0	0.0	0.0	0.0	0.0
11:30 - 12:30	3.0	0.0	155.0	0.0	0.0	0.0	0.0	0.0	158.0	155.0	15.0	0.0	0.0	0.0	10.0	0.8	3.6	184.4	0.0	0.0	0.0	0.0	0.0	0.0	0.0	0.0	0.0
11:45 - 12:45	5.0	0.0	148.0	0.0	0.0	0.0	0.0	0.0	153.0	148.0	19.0	0.0	3.0	0.0	8.0	0.8	4.2	183.0	0.0	0.0	0.0	0.0	0.0	0.0	0.0	0.0	0.0
12:00 - 13:00	5.0	0.0	150.0	0.0	0.0	0.0	0.0	0.0	155.0	150.0	18.0	0.0	3.0	0.0	8.0	0.8	4.2	184.0	0.0	0.0	0.0	0.0	0.0	0.0	0.0	0.0	0.0
12:15 - 13:15	5.0	1.0	138.0	0.0	0.0	0.0	0.0	0.0	144.0	138.0	19.0	0.0	3.0	0.0	8.0	0.4	2.4	170.8	0.0	0.0	0.0	0.0	0.0	0.0	0.0	0.0	0.0
12:30 - 13:30	4.0	1.0	142.0	0.0	0.0	0.0	0.0	0.0	147.0	142.0	17.0	0.0	3.0	0.0	8.0	0.0	3.0	173.0	0.0	0.0	0.0	0.0	0.0	0.0	0.0	0.0	0.0
12:45 - 13:45	2.0	1.0	147.0	0.0	0.0	0.0	0.0	0.0	150.0	147.0	11.0	0.0	0.0	0.0	8.0	0.0	3.2	169.2	0.0	0.0	0.0	0.0	0.0	0.0	0.0	0.0	0.0
13:00 - 14:00	1.0	1.0	143.0	0.0	0.0	0.0	0.0	0.0	145.0	143.0	7.0	0.0	1.5	0.0	8.0	0.0	2.8	162.3	0.0	0.0	0.0	0.0	0.0	0.0	0.0	0.0	0.0
13:15 - 14:15	0.0	1.0	149.0	0.0	0.0	0.0	0.0	0.0	150.0	149.0	6.0	0.0	1.5	0.0	8.0	0.0	3.0	167.5	0.0	0.0	0.0	0.0	0.0	0.0	0.0	0.0	0.0
13:30 - 14:30	0.0	1.0	161.0	0.0	0.0	0.0	0.0	0.0	162.0	161.0	7.0	0.0	1.5	0.0	8.0	0.0	2.2	179.7	0.0	0.0	0.0	0.0	0.0	0.0	0.0	0.0	0.0
13:45 - 14:45	1.0	1.0	159.0	0.0	0.0	0.0	0.0	0.0	161.0	159.0	12.0	0.0	3.0	0.0	8.0	0.0	1.4	183.4	0.0	0.0	0.0	0.0	0.0	0.0	0.0	0.0	0.0
14:00 - 15:00	1.0	1.0	167.0	0.0	0.0	0.0	0.0	0.0	169.0	167.0	12.0	0.0	3.0	0.0	8.0	0.4	1.4	191.8	1.0	0.0	0.0	0.0	0.0	0.0	0.0	0.0	1.0
14:15 - 15:15	1.0	0.0	183.0	0.0	0.0	0.0	0.0	0.0	184.0	183.0	11.0	0.0	3.0	0.0	10.0	0.8	1.0	208.8	1.0	0.0	0.0	0.0	0.0	0.0	0.0	0.0	1.0
14:30 - 15:30	1.0	0.0	187.0	0.0	0.0	0.0	0.0	0.0	188.0	187.0	15.0	0.0	3.0	0.0	12.0	0.8	1.6	219.4	1.0	0.0	0.0	0.0	0.0	0.0	0.0	0.0	1.0
14:45 - 15:45	1.0	0.0	199.0	0.0	0.0	0.0	0.0	0.0	200.0	199.0	14.0	0.0	4.5	0.0	10.0	0.8	2.2	230.5	1.0	0.0	0.0	0.0	0.0	0.0	0.0	0.0	1.0
15:00 - 16:00	1.0	0.0	232.0	0.0	0.0	0.0	0.0	0.0	233.0	232.0	17.0	0.0	3.0	0.0	10.0	0.8	2.2	265.0	0.0	0.0	0.0	0.0	0.0	0.0	0.0	0.0	0.0
15:15 - 16:15	1.0	0.0	258.0	0.0	0.0	0.0	0.0	0.0	259.0	258.0	25.0	0.0	4.5	0.0	8.0	0.4	2.0	297.9	0.0	0.0	0.0	0.0	0.0	0.0	0.0	0.0	0.0
15:30 - 16:30	1.0	0.0	280.0	0.0	0.0	0.0	0.0	0.0	281.0	280.0	25.0	0.0	4.5	0.0	8.0	0.8	1.8	320.1	0.0	0.0	0.0	0.0	0.0	0.0	0.0	0.0	0.0
15:45 - 16:45	0.0	0.0	307.0	0.0	0.0	0.0	0.0	0.0	307.0	307.0	26.0	0.0	1.5	0.0	8.0	0.8	1.2	344.5	0.0	0.0	0.0	0.0	0.0	0.0	0.0	0.0	0.0
16:00 - 17:00	0.0	0.0	306.0	0.0	0.0	0.0	0.0	0.0	306.0	306.0	24.0	0.0	1.5	0.0	8.0	0.4	3.0	342.9	0.0	0.0	0.0	0.0	0.0	0.0	0.0	0.0	0.0
16:15 - 17:15	0.0	1.0	299.0	0.0	0.0	0.0	0.0	0.0	300.0	299.0	18.0	0.0	0.0	0.0	8.0	0.8	3.8	329.6	0.0	0.0	0.0	0.0	0.0	0.0	0.0	0.0	0.0
16:30 - 17:30	1.0	1.0	337.0	0.0	0.0	0.0	0.0	0.0	339.0	337.0	16.0	0.0	0.0	0.0	8.0	0.4	3.6	365.0	0.0	0.0	0.0	0.0	0.0	0.0	0.0	0.0	0.0
16:45 - 17:45	1.0	1.0	397.0	0.0	0.0	0.0	0.0	0.0	399.0	397.0	19.0	0.0	0.0	0.0	8.0	0.8	4.0	428.8	0.0	0.0	0.0	0.0	0.0	0.0	0.0	0.0	0.0
17:00 - 18:00	2.0	1.0	465.0	0.0	0.0	0.0	0.0	0.0	468.0	465.0	21.0	0.0	0.0	0.0	10.0	1.2	2.2	499.4	0.0	0.0	0.0	0.0	0.0	0.0	0.0	0.0	0.0
17:15 - 18:15	4.0	0.0	505.0	0.0	0.0	0.0	0.0	0.0	509.0	505.0	23.0	0.0	0.0	0.0	12.0	0.8	1.2	542.0	0.0	0.0	0.0	0.0	0.0	0.0	0.0	0.0	0.0
17:30 - 18:30	3.0	0.0	450.0	0.0	0.0	0.0	0.0	0.0	453.0	450.0	21.0	0.0	0.0	0.0	12.0	2.0	1.6	486.6	0.0	0.0	0.0	0.0	0.0	0.0	0.0	0.0	0.0
17:45 - 18:45	3.0	0.0	354.0	0.0	0.0	0.0	0.0	0.0	357.0	354.0	13.0	0.0	0.0	0.0	12.0	1.6	1.2	381.8	0.0	0.0	0.0	0.0	0.0	0.0	0.0	0.0	0.0
18:00 - 19:00	2.0	0.0	265.0	0.0	0.0	0.0	0.0	0.0	267.0	265.0	10.0	0.0	0.0	0.0	10.0	1.2	1.2	287.4	0.0	0.0	0.0	0.0	0.0	0.0	0.0	0.0	0.0
07:45 - 08:45	35.0	1.0	####	0.0	0.0	0.0	0.4	0.0	####	####	28.0	0.0	6.0	0.0	12.0	0.4	3.2	####	1.0	0.0	0.0	0.0	0.0	0.0	0.0	0.0	1.0
15:15 - 16:15	1.0	0.0	####	0.0	0.0	0.0	0.0	0.0	####	####	25.0	0.0	4.5	0.0	8.0	0.4	2.0	####	0.0	0.0	0.0	0.0	0.0	0.0	0.0	0.0	0.0
17:15 - 18:15	4.0	0.0	####	0.0	0.0	0.0	0.0	0.0	####	####	23.0	0.0	0.0	0.0	12.0	0.8	1.2	####	0.0	0.0	0.0	0.0	0.0	0.0	0.0	0.0	0.0

ADVANCED TRANSPORT RESEARCH

Job Number & Name: 21326 Epsom Hospital

Site Number/Name: Site 4 - Woodcote Green Road/Hospital Access

Client: Mayer Brown

Date: 23/05/2019

Weather: Sunny, Dry

Comments: None

Advanced Transport Research		*Job Number & Name:*	21326 Epsom Hospital
Site 4 - Woodcote Green Road/Hospital Access		*Date:*	Thursday 23 May 2019

Job Type:	Junction Count				
Co-ordinates:	51° 19'25.43"N, 0° 16'22.70"W	*Postcode:*	KT18 7DW	*Times:*	0700-1900



Advanced Transport Research	*Job Number & Name:*	21326 Epsom Hospital
Site 4 - Woodcote Green Road/Hospital Access	*Client:*	Mayer Brown
Flow Diagram	*Date:*	Thursday 23 May 2019

Select Period 07:15

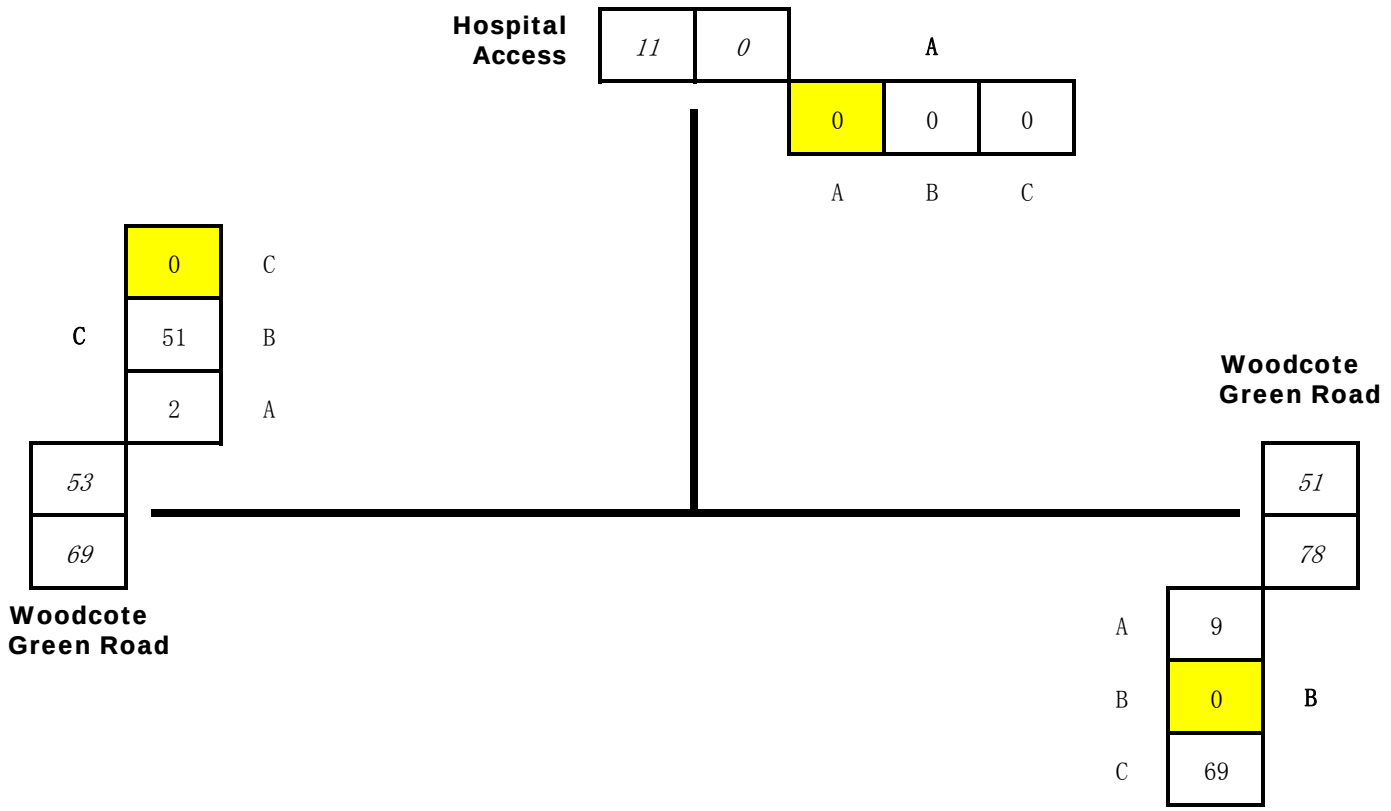

Advanced Transport Research
Site 4 - Woodcote Green Road/Hospital Access
Classified Counts

Job Number & Name: 21326 Epsom Hospital
Client: Mayer Brown
Date: Thursday 23 May 2019

	A to A								A to B								A to C							
Times	Cars	LGV	Amb	OGV1	OGV2	PSV	M/B	Cyc	Cars	LGV	Amb	OGV1	OGV2	PSV	M/B	Cyc	Cars	LGV	Amb	OGV1	OGV2	PSV	M/B	Cyc
07:00 - 07:15	0	0	0	0	0	0	0	0	2	0	0	0	0	0	0	0	0	0	0	0	0	0	0	0
07:15 - 07:30	0	0	0	0	0	0	0	0	0	0	0	0	0	0	0	0	0	0	0	0	0	0	0	0
07:30 - 07:45	0	0	0	0	0	0	0	0	1	0	0	0	0	0	0	0	0	0	0	0	0	0	0	0
07:45 - 08:00	0	0	0	0	0	0	0	0	1	0	0	0	0	0	0	0	0	0	0	0	0	0	0	0
08:00 - 08:15	0	0	0	0	0	0	0	0	1	0	0	0	0	0	0	0	0	0	0	0	0	0	0	0
08:15 - 08:30	0	0	0	0	0	0	0	0	0	0	0	0	0	0	0	0	0	0	0	0	0	0	0	0
08:30 - 08:45	0	0	0	0	0	0	0	0	1	0	0	0	0	0	0	0	0	0	0	0	0	0	0	0
08:45 - 09:00	0	0	0	0	0	0	0	0	0	0	0	0	0	0	0	0	0	0	0	0	0	0	0	0
09:00 - 09:15	0	0	0	0	0	0	0	0	0	0	0	0	0	0	0	0	1	0	0	0	0	0	0	0
09:15 - 09:30	0	0	0	0	0	0	0	0	1	0	0	0	0	0	0	0	0	0	0	0	0	0	0	0
09:30 - 09:45	0	0	0	0	0	0	0	0	0	0	0	0	0	0	0	1	0	0	0	0	0	0	0	0
09:45 - 10:00	0	0	0	0	0	0	0	0	1	0	0	0	0	0	0	0	0	0	0	0	0	0	0	0
10:00 - 10:15	0	0	0	0	0	0	0	0	0	0	0	0	0	0	0	0	0	0	0	0	0	0	0	0
10:15 - 10:30	0	0	0	0	0	0	0	0	0	0	0	0	0	0	0	0	0	0	0	0	0	0	0	0
10:30 - 10:45	0	0	0	0	0	0	0	0	0	0	0	0	0	0	0	0	0	0	0	0	0	0	0	0
10:45 - 11:00	0	0	0	0	0	0	0	0	0	0	0	0	0	0	0	0	0	0	0	0	0	0	0	0
11:00 - 11:15	0	0	0	0	0	0	0	0	0	0	0	0	0	0	0	0	0	1	0	0	0	0	0	0
11:15 - 11:30	0	0	0	0	0	0	0	0	1	0	0	0	0	0	0	0	0	0	0	0	0	0	0	0
11:30 - 11:45	0	0	0	0	0	0	0	0	0	0	0	0	0	0	0	0	0	0	0	0	0	0	0	0
11:45 - 12:00	0	0	0	0	0	0	0	0	1	0	0	0	0	0	0	0	0	0	0	0	0	0	0	0
12:00 - 12:15	0	0	0	0	0	0	0	0	1	0	0	0	0	0	0	0	1	0	0	0	0	0	0	0
12:15 - 12:30	0	0	0	0	0	0	0	0	0	0	0	0	0	0	0	0	1	0	0	0	0	0	0	0
12:30 - 12:45	0	0	0	0	0	0	0	0	1	0	0	0	0	0	0	0	0	0	0	0	0	0	0	0
12:45 - 13:00	0	0	0	0	0	0	0	0	0	0	0	0	0	0	0	0	0	0	0	0	0	0	0	0
13:00 - 13:15	0	0	0	0	0	0	0	0	0	0	0	0	0	0	0	0	0	0	0	0	0	0	0	0
13:15 - 13:30	0	0	0	0	0	0	0	0	2	0	0	0	0	0	0	0	0	0	0	0	0	0	0	0
13:30 - 13:45	0	0	0	0	0	0	0	0	1	0	0	0	0	0	0	0	0	0	0	0	0	0	0	0
13:45 - 14:00	0	0	0	0	0	0	0	0	0	0	0	0	0	0	0	0	0	0	0	0	0	0	0	0
14:00 - 14:15	0	0	0	0	0	0	0	0	1	0	0	0	0	0	0	0	1	0	0	0	0	0	0	0
14:15 - 14:30	0	0	0	0	0	0	0	0	0	0	0	0	0	0	0	0	0	0	0	0	0	0	0	0
14:30 - 14:45	0	0	0	0	0	0	0	0	0	0	0	0	0	0	0	0	1	0	0	0	0	0	0	0
14:45 - 15:00	0	0	0	0	0	0	0	0	0	1	0	0	0	0	0	0	0	0	0	0	0	0	0	0
15:00 - 15:15	0	0	0	0	0	0	0	0	2	0	0	0	0	0	0	0	0	0	0	0	0	0	0	0
15:15 - 15:30	0	0	0	0	0	0	0	0	1	0	0	0	0	0	0	0	2	0	0	0	0	0	0	0
15:30 - 15:45	0	0	0	0	0	0	0	0	3	0	0	0	0	0	0	0	0	0	0	0	0	0	0	0
15:45 - 16:00	0	0	0	0	0	0	0	0	0	0	0	0	0	0	0	0	1	0	0	0	0	0	0	0
16:00 - 16:15	0	0	0	0	0	0	0	0	10	2	0	0	0	0	0	0	1	0	0	0	0	0	0	0
16:15 - 16:30	0	0	0	0	0	0	0	0	2	0	0	0	0	0	0	0	0	0	0	0	0	0	0	0
16:30 - 16:45	0	0	0	0	0	0	0	0	3	1	0	0	0	0	0	0	0	0	0	0	0	0	0	0
16:45 - 17:00	0	0	0	0	0	0	0	0	1	0	0	0	0	0	0	0	0	0	0	0	0	0	0	1
17:00 - 17:15	0	0	0	0	0	0	0	0	5	0	0	0	0	0	0	0	2	0	0	0	0	0	0	0
17:15 - 17:30	0	0	0	0	0	0	0	0	0	1	0	0	0	0	0	0	0	0	0	0	0	0	0	0
17:30 - 17:45	0	0	0	0	0	0	0	0	3	0	0	0	0	0	0	0	0	0	0	0	0	0	0	0
17:45 - 18:00	0	0	0	0	0	0	0	0	3	0	0	0	0	0	0	0	0	0	0	0	0	0	0	0
18:00 - 18:15	0	0	0	0	0	0	0	0	2	0	0	0	0	0	0	0	1	0	0	0	0	0	0	0
18:15 - 18:30	0	0	0	0	0	0	0	0	0	0	0	0	0	0	0	0	0	0	0	0	0	0	0	0
18:30 - 18:45	0	0	0	0	0	0	0	0	1	0	0	0	0	0	0	0	1	0	0	0	0	0	0	0
18:45 - 19:00	0	0	0	0	0	0	0	0	1	0	0	0	0	0	0	0	0	0	0	0	0	0	0	0

	B to A								B to B								B to C							
Times	Cars	LGV	Amb	OGV1	OGV2	PSV	M/B	Cyc	Cars	LGV	Amb	OGV1	OGV2	PSV	M/B	Cyc	Cars	LGV	Amb	OGV1	OGV2	PSV	M/B	Cyc
07:00 - 07:15	11	0	0	0	0	0	0	0	0	0	0	0	0	0	0	0	53	3	0	1	0	0	0	1
07:15 - 07:30	9	0	0	0	0	0	0	0	0	0	0	0	0	0	0	0	63	5	0	1	0	0	0	0
07:30 - 07:45	7	0	0	0	0	0	0	1	0	0	0	0	0	0	0	0	80	6	0	2	0	0	0	1
07:45 - 08:00	17	0	0	0	0	0	0	0	0	0	0	0	0	0	0	0	102	6	0	6	0	2	0	1
08:00 - 08:15	18	0	0	0	0	0	0	0	0	0	0	0	0	0	0	0	124	6	0	0	0	2	1	2
08:15 - 08:30	15	0	0	0	0	0	0	0	0	0	0	0	0	0	0	0	85	5	0	1	1	0	2	1
08:30 - 08:45	8	0	0	0	0	0	0	0	0	0	0	0	0	0	0	0	56	6	0	0	1	0	0	6
08:45 - 09:00	13	0	0	0	0	0	0	0	0	0	0	0	0	0	0	0	67	6	0	0	0	0	1	3
09:00 - 09:15	5	1	0	0	0	0	0	0	0	0	0	0	0	0	0	0	53	6	0	0	0	0	0	2
09:15 - 09:30	2	2	0	0	0	0	0	0	0	0	0	0	0	0	0	0	35	4	0	0	0	0	0	12
09:30 - 09:45	1	0	0	0	0	0	0	0	0	0	0	0	0	0	0	0	42	5	0	2	0	0	0	0
09:45 - 10:00	2	0	0	0	0	0	0	0	0	0	0	0	0	0	0	0	41	7	0	1	0	0	0	0
10:00 - 10:15	0	0	0	0	0	0	0	0	0	0	0	0	0	0	0	0	46	3	0	1	0	0	0	3
10:15 - 10:30	3	0	0	0	0	0	0	0	0	0	0	0	0	0	0	0	49	4	0	0	0	0	0	1
10:30 - 10:45	0	0	0	0	0	0	0	0	0	0	0	0	0	0	0	0	41	3	0	1	1	0	1	0
10:45 - 11:00	3	1	0	0	0	0	0	0	0	0	0	0	0	0	0	0	44	3	1	2	0	0	0	0
11:00 - 11:15	2	0	0	0	0	0	0	0	0	0	0	0	0	0	0	0	33	1	1	2	0	0	2	13
11:15 - 11:30	5	0	1	0	0	0	0	0	0	0	0	0	0	0	0	0	42	5	0	2	0	0	1	1
11:30 - 11:45	4	0	0	0	0	0	0	0	0	0	0	0	0	0	0	0	50	5	0	0	0	0	0	3
11:45 - 12:00	3	0	0	0	0	0	0	0	0	0	0	0	0	0	0	0	54	1	0	0	0	0	0	0
12:00 - 12:15	1	0	0	0	0	0	0	0	0	0	0	0	0	0	0	0	46	4	1	0	1	0	1	1
12:15 - 12:30	1	0	0	0	0	0	0	0	0	0	0	0	0	0	0	0	51	2	0	0	0	0	1	3
12:30 - 12:45	2	0	0	0	0	0	0	0	0	0	0	0	0	0	0	0	50	7	0	0	0	0	0	0
12:45 - 13:00	1	0	0	0	0	0	0	0	0	0	0	0	0	0	0	0	54	4	0	1	0	0	0	3
13:00 - 13:15	2	0	1	0	0	0	0	0	0	0	0	0	0	0	0	0	58	4	0	0	0	0	0	0
13:15 - 13:30	2	0	0	0	0	0	0	0	0	0	0	0	0	0	0	0	33	8	0	1	0	0	0	2
13:30 - 13:45	3	0	0	0	0	0	0	0	0	0	0	0	0	0	0	0	37	1	0	0	0	0	0	1
13:45 - 14:00	1	0	0	0	0	0	0	0	0	0	0	0	0	0	0	0	34	5	0	1	1	0	0	2
14:00 - 14:15	0	0	0	0	0	0	0	0	1	0	0	0	0	0	0	0	47	5	0	0	0	0	0	1
14:15 - 14:30	0	1	0	0	0	0	0	0	0	0	0	0	0	0	0	0	44	2	0	1	0	0	0	0
14:30 - 14:45	1	1	0	0	0	0	0	0	0	0	0	0	0	0	0	0	35	7	0	2	0	1	1	0
14:45 - 15:00	1	0	0	0	0	0	0	0	0	0	0	0	0	0	0	0	45	5	1	0	0	0	2	0
15:00 - 15:15	0	0	0	0	0	0	0	0	0	0	0	0	0	0	0	0	56	8	0	1	0	1	0	0
15:15 - 15:30	1	0	0	0	0	0	0	0	0	0	0	0	0	0	0	0	54	6	0	0	0	1	3	2
15:30 - 15:45	1	0	0	0	0	0	0	0	0	0	0	0	0	0	0	0	65	4	0	0	0	0	0	3
15:45 - 16:00	2	0	0	0	0	0	0	0	0	0	0	0	0	0	0	0	57	4	0	1	0	0	0	1
16:00 - 16:15	1	0	0	0	0	0	0	0	0	0	0	0	0	0	0	0	51	8	0	0	0	0	0	1
16:15 - 16:30	0	0	0	0	0	0	0	0	0	0	0	0	0	0	0	0	53	5	0	0	0	0	0	0
16:30 - 16:45	1	0	0	0	0	0	0	0	0	0	0	0	0	0	0	0	58	5	0	0	0	0	0	2
16:45 - 17:00	0	0	0	0	0	0	0	0	0	0	0	0	0	0	0	0	63	2	0	0	0	1	2	3
17:00 - 17:15	1	0	0	0	0	0	0	0	0	0	0	0	0	0	0	0	65	1	0	0	0	0	2	2
17:15 - 17:30	0	0	0	0	0	0	0	0	0	0	0	0	0	0	0	0	52	4	0	0	0	0	1	1
17:30 - 17:45	1	0	0	0	0	0	0	0	0	0	0	0	0	0	0	0	79	3	0	0	0	0	2	6
17:45 - 18:00	0	0	0	0	0	0	0	0	0	0	0	0	0	0	0	0	76	4	0	0	0	0	0	4
18:00 - 18:15	0	0	0	0	0	0	0	0	0	0	0	0	0	0	0	0	67	2	0	0	0	0	0	3
18:15 - 18:30	2	0	0	0	0	0	0	0	0	0	0	0	0	0	0	0	64	2	0	0	0	0	0	4
18:30 - 18:45	0	0	0	0	0	0	0	0	0	0	0	0	0	0	0	0	46	2	0	0	0	0	1	4
18:45 - 19:00	0	0	0	0	0	0	0	0	1	0	0	0	0	0	0	0	37	3	0	0	0	0	0	1

	C to A								C to B								C to C							
Times	Cars	LGV	Amb	OGV1	OGV2	PSV	M/B	Cyc	Cars	LGV	Amb	OGV1	OGV2	PSV	M/B	Cyc	Cars	LGV	Amb	OGV1	OGV2	PSV	M/B	Cyc
07:00 - 07:15	2	0	0	0	0	0	0	0	34	0	0	0	0	0	0	2	0	0	0	0	0	0	0	0
07:15 - 07:30	2	0	0	0	0	0	0	0	40	2	0	2	0	3	0	4	0	0	0	0	0	0	0	0
07:30 - 07:45	6	2	0	0	0	0	0	0	64	2	0	1	0	1	0	4	0	0	0	0	0	0	0	0
07:45 - 08:00	14	0	0	0	0	0	0	1	80	8	0	0	0	2	1	2	0	0	0	0	0	0	0	0
08:00 - 08:15	8	0	0	0	0	0	0	1	90	4	0	1	0	1	1	5	0	0	0	0	0	0	0	0
08:15 - 08:30	8	0	0	0	0	0	0	0	136	7	0	2	0	0	0	3	0	0	0	0	0	0	0	0
08:30 - 08:45	8	0	0	0	0	0	0	1	100	6	0	1	0	2	1	0	0	0	0	0	0	0	0	0
08:45 - 09:00	4	0	0	0	0	0	0	0	64	5	0	0	1	1	0	4	0	0	0	0	0	0	0	0
09:00 - 09:15	0	1	0	0	0	0	0	0	48	11	0	1	0	1	0	1	0	0	0	0	0	0	0	0
09:15 - 09:30	1	1	0	0	0	0	0	0	57	3	0	1	0	2	0	0	0	0	0	0	0	0	0	0
09:30 - 09:45	0	0	0	0	0	0	0	0	45	4	0	2	0	1	0	2	0	0	0	0	0	0	0	0
09:45 - 10:00	0	0	0	0	0	0	0	0	44	1	1	0	1	1	0	2	0	0	0	0	0	0	0	0
10:00 - 10:15	0	0	0	0	0	0	0	0	39	3	0	0	0	0	0	0	0	0	0	0	0	0	0	0
10:15 - 10:30	0	0	0	0	0	0	0	0	40	5	1	0	0	2	0	1	0	0	0	0	0	0	0	0
10:30 - 10:45	0	0	0	0	0	0	0	0	33	2	1	2	0	1	0	1	0	0	0	0	0	0	0	0
10:45 - 11:00	0	0	0	0	0	0	0	0	35	0	0	1	0	1	0	1	0	0	0	0	0	0	0	0
11:00 - 11:15	1	0	0	0	0	0	0	0	44	5	1	1	1	1	0	1	0	0	0	0	0	0	0	0
11:15 - 11:30	1	0	0	0	0	0	0	0	53	4	0	1	0	1	0	1	0	0	0	0	0	0	0	0
11:30 - 11:45	1	0	0	0	0	0	0	0	41	3	0	0	0	1	0	2	0	0	0	0	0	0	0	0
11:45 - 12:00	0	0	0	0	0	0	0	0	34	4	0	2	0	1	0	0	0	0	0	0	0	0	0	0
12:00 - 12:15	0	0	0	0	0	0	0	0	41	1	1	0	0	1	1	0	1	0	0	0	0	0	0	0
12:15 - 12:30	0	0	0	0	0	0	0	0	49	7	1	1	0	1	0	1	0	0	0	0	0	0	0	0
12:30 - 12:45	0	0	0	0	0	0	0	0	40	5	0	0	1	1	0	4	0	0	0	0	0	0	0	0
12:45 - 13:00	1	0	0	0	0	0	0	0	40	4	0	1	0	1	0	6	0	0	0	0	0	0	0	0
13:00 - 13:15	1	0	0	0	0	0	0	0	44	6	0	2	0	1	1	3	0	0	0	0	0	0	0	0
13:15 - 13:30	1	0	0	0	0	0	0	0	48	9	0	1	1	0	0	3	0	0	0	0	0	0	0	0
13:30 - 13:45	0	0	0	0	0	0	0	0	47	3	0	0	0	2	0	2	0	0	0	0	0	0	0	0
13:45 - 14:00	1	0	0	0	0	0	0	0	33	3	0	1	0	1	0	5	0	0	0	0	0	0	0	0
14:00 - 14:15	0	0	0	0	0	0	0	0	45	5	0	1	0	1	1	2	0	0	0	0	0	0	0	0
14:15 - 14:30	0	0	0	0	0	0	0	0	39	6	2	0	0	1	0	5	0	0	0	0	0	0	0	0
14:30 - 14:45	0	0	0	0	0	0	0	0	42	3	0	1	0	1	2	1	0	0	0	0	0	0	0	0
14:45 - 15:00	0	0	0	0	0	0	0	0	57	3	0	1	0	1	1	2	0	0	0	0	0	0	0	0
15:00 - 15:15	0	0	0	0	0	0	0	0	57	9	0	1	0	2	0	2	0	0	0	0	0	0	0	0
15:15 - 15:30	0	0	0	0	0	0	0	0	50	6	0	1	0	2	0	3	0	0	0	0	0	0	0	0
15:30 - 15:45	0	0	0	0	0	0	0	0	45	4	0	0	1	0	0	5	0	0	0	0	0	0	0	0
15:45 - 16:00	2	0	0	0	0	0	0	0	59	5	0	0	0	1	0	4	0	0	0	0	0	0	0	0
16:00 - 16:15	0	0	0	0	0	0	0	0	71	10	0	1	0	1	0	2	0	0	0	0	0	0	0	0
16:15 - 16:30	0	0	0	0	0	0	0	0	108	7	0	0	0	2	0	3	0	0	0	0	0	0	0	0
16:30 - 16:45	0	0	0	0	0	0	0	0	86	6	0	0	0	0	0	1	0	0	0	0	0	0	0	0
16:45 - 17:00	0	0	0	0	0	0	0	0	86	6	0	0	0	1	1	2	0	0	0	0	0	0	0	0
17:00 - 17:15	1	1	0	0	0	0	0	0	84	5	0	0	0	1	0	1	0	0	0	0	0	0	0	0
17:15 - 17:30	0	0	0	0	0	0	0	0	93	3	0	0	0	2	1	2	0	0	0	0	0	0	0	0
17:30 - 17:45	0	0	0	0	0	0	0	0	130	6	0	0	0	0	0	1	0	0	0	0	0	0	0	0
17:45 - 18:00	1	0	0	0	0	0	0	1	123	4	1	0	0	2	2	0	0	0	0	0	0	0	0	0
18:00 - 18:15	1	0	0	0	0	0	0	0	89	2	0	0	0	3	0	2	0	0	0	0	0	0	0	0
18:15 - 18:30	0	0	0	0	0	0	0	0	64	3	0	0	1	1	0	0	0	0	0	0	0	0	0	0
18:30 - 18:45	0	0	0	0	0	0	0	0	53	5	0	0	0	1	1	0	0	0	0	0	0	0	0	0
18:45 - 19:00	1	0	0	0	0	0	0	0	55	6	0	0	0	1	1	2	0	0	0	0	0	0	0	0

Advanced Transport Research

Site 4 - Woodcote Green Road/Hospital Access

PCU Values

Job Number & Name: 21326 Epsom Hospital

Client: Mayer Brown

Date: Thursday 23 May 2019

Times	A to A								A to B								A to C							
	Cars	LGV	Amb	OGV1	OGV2	PSV	M/B	Cyc	Cars	LGV	Amb	OGV1	OGV2	PSV	M/B	Cyc	Cars	LGV	Amb	OGV1	OGV2	PSV	M/B	Cyc
0000 - 0005	0.0	0.0	0.0	0.0	0.0	0.0	0.0	0.0	2.0	0.0	0.0	0.0	0.0	0.0	0.0	0.0	0.0	0.0	0.0	0.0	0.0	0.0	0.0	0.0
0005 - 0010	0.0	0.0	0.0	0.0	0.0	0.0	0.0	0.0	0.0	0.0	0.0	0.0	0.0	0.0	0.0	0.0	0.0	0.0	0.0	0.0	0.0	0.0	0.0	0.0
0010 - 0015	0.0	0.0	0.0	0.0	0.0	0.0	0.0	0.0	1.0	0.0	0.0	0.0	0.0	0.0	0.0	0.0	0.0	0.0	0.0	0.0	0.0	0.2	0.0	0.0
0015 - 0020	0.0	0.0	0.0	0.0	0.0	0.0	0.0	0.0	1.0	0.0	0.0	0.0	0.0	0.0	0.0	0.0	0.0	0.0	0.0	0.0	0.0	0.0	0.0	0.0
0020 - 0025	0.0	0.0	0.0	0.0	0.0	0.0	0.0	0.0	1.0	0.0	0.0	0.0	0.0	0.0	0.0	0.0	0.0	0.0	0.0	0.0	0.0	0.0	0.0	0.0
0025 - 0030	0.0	0.0	0.0	0.0	0.0	0.0	0.0	0.0	1.0	0.0	0.0	0.0	0.0	0.0	0.0	0.0	0.0	0.0	0.0	0.0	0.0	0.0	0.0	0.0
0030 - 0035	0.0	0.0	0.0	0.0	0.0	0.0	0.0	0.0	1.0	0.0	0.0	0.0	0.0	0.0	0.0	0.0	0.0	0.0	0.0	0.0	0.0	0.0	0.0	0.0
0035 - 0040	0.0	0.0	0.0	0.0	0.0	0.0	0.0	0.0	1.0	0.0	0.0	0.0	0.0	0.0	0.0	0.0	0.0	0.0	0.0	0.0	0.0	0.0	0.0	0.0
0040 - 0045	0.0	0.0	0.0	0.0	0.0	0.0	0.0	0.0	1.0	0.0	0.0	0.0	0.0	0.0	0.0	0.0	0.0	0.0	0.0	0.0	0.0	0.0	0.0	0.0
0045 - 0050	0.0	0.0	0.0	0.0	0.0	0.0	0.0	0.0	1.0	0.0	0.0	0.0	0.0	0.0	0.0	0.0	0.0	0.0	0.0	0.0	0.0	0.0	0.0	0.0
0050 - 0055	0.0	0.0	0.0	0.0	0.0	0.0	0.0	0.0	1.0	0.0	0.0	0.0	0.0	0.0	0.0	0.0	0.0	0.0	0.0	0.0	0.0	0.0	0.0	0.0
0055 - 0100	0.0	0.0	0.0	0.0	0.0	0.0	0.0	0.0	1.0	0.0	0.0	0.0	0.0	0.0	0.0	0.0	0.0	0.0	0.0	0.0	0.0	0.0	0.0	0.0
0100 - 0105	0.0	0.0	0.0	0.0	0.0	0.0	0.0	0.0	1.0	0.0	0.0	0.0	0.0	0.0	0.0	0.0	0.0	0.0	0.0	0.0	0.0	0.0	0.0	0.0
0105 - 0110	0.0	0.0	0.0	0.0	0.0	0.0	0.0	0.0	1.0	0.0	0.0	0.0	0.0	0.0	0.0	0.0	0.0	0.0	0.0	0.0	0.0	0.0	0.0	0.0
0110 - 0115	0.0	0.0	0.0	0.0	0.0	0.0	0.0	0.0	1.0	0.0	0.0	0.0	0.0	0.0	0.0	0.0	0.0	0.0	0.0	0.0	0.0	0.0	0.0	0.0
0115 - 0120	0.0	0.0	0.0	0.0	0.0	0.0	0.0	0.0	1.0	0.0	0.0	0.0	0.0	0.0	0.0	0.0	0.0	0.0	0.0	0.0	0.0	0.0	0.0	0.0
0120 - 0125	0.0	0.0	0.0	0.0	0.0	0.0	0.0	0.0	1.0	0.0	0.0	0.0	0.0	0.0	0.0	0.0	0.0	0.0	0.0	0.0	0.0	0.0	0.0	0.0
0125 - 0130	0.0	0.0	0.0	0.0	0.0	0.0	0.0	0.0	1.0	0.0	0.0	0.0	0.0	0.0	0.0	0.0	0.0	0.0	0.0	0.0	0.0	0.0	0.0	0.0
0130 - 0135	0.0	0.0	0.0	0.0	0.0	0.0	0.0	0.0	1.0	0.0	0.0	0.0	0.0	0.0	0.0	0.0	0.0	0.0	0.0	0.0	0.0	0.0	0.0	0.0
0135 - 0140	0.0	0.0	0.0	0.0	0.0	0.0	0.0	0.0	1.0	0.0	0.0	0.0	0.0	0.0	0.0	0.0	0.0	0.0	0.0	0.0	0.0	0.0	0.0	0.0
0140 - 0145	0.0	0.0	0.0	0.0	0.0	0.0	0.0	0.0	1.0	0.0	0.0	0.0	0.0	0.0	0.0	0.0	0.0	0.0	0.0	0.0	0.0	0.0	0.0	0.0
0145 - 0150	0.0	0.0	0.0	0.0	0.0	0.0	0.0	0.0	1.0	0.0	0.0	0.0	0.0	0.0	0.0	0.0	0.0	0.0	0.0	0.0	0.0	0.0	0.0	0.0
0150 - 0155	0.0	0.0	0.0	0.0	0.0	0.0	0.0	0.0	1.0	0.0	0.0	0.0	0.0	0.0	0.0	0.0	0.0	0.0	0.0	0.0	0.0	0.0	0.0	0.0
0155 - 0200	0.0	0.0	0.0	0.0	0.0	0.0	0.0	0.0	1.0	0.0	0.0	0.0	0.0	0.0	0.0	0.0	0.0	0.0	0.0	0.0	0.0	0.0	0.0	0.0
0200 - 0205	0.0	0.0	0.0	0.0	0.0	0.0	0.0	0.0	1.0	0.0	0.0	0.0	0.0	0.0	0.0	0.0	0.0	0.0	0.0	0.0	0.0	0.0	0.0	0.0
0205 - 0210	0.0	0.0	0.0	0.0	0.0	0.0	0.0	0.0	1.0	0.0	0.0	0.0	0.0	0.0	0.0	0.0	0.0	0.0	0.0	0.0	0.0	0.0	0.0	0.0
0210 - 0215	0.0	0.0	0.0	0.0	0.0	0.0	0.0	0.0	1.0	0.0	0.0	0.0	0.0	0.0	0.0	0.0	0.0	0.0	0.0	0.0	0.0	0.0	0.0	0.0
0215 - 0220	0.0	0.0	0.0	0.0	0.0	0.0	0.0	0.0	1.0	0.0	0.0	0.0	0.0	0.0	0.0	0.0	0.0	0.0	0.0	0.0	0.0	0.0	0.0	0.0
0220 - 0225	0.0	0.0	0.0	0.0	0.0	0.0	0.0	0.0	1.0	0.0	0.0	0.0	0.0	0.0	0.0	0.0	0.0	0.0	0.0	0.0	0.0	0.0	0.0	0.0
0225 - 0230	0.0	0.0	0.0	0.0	0.0	0.0	0.0	0.0	1.0	0.0	0.0	0.0	0.0	0.0	0.0	0.0	0.0	0.0	0.0	0.0	0.0	0.0	0.0	0.0
0230 - 0235	0.0	0.0	0.0	0.0	0.0	0.0	0.0	0.0	1.0	0.0	0.0	0.0	0.0	0.0	0.0	0.0	0.0	0.0	0.0	0.0	0.0	0.0	0.0	0.0
0235 - 0240	0.0	0.0	0.0	0.0	0.0	0.0	0.0	0.0	1.0	0.0	0.0	0.0	0.0	0.0	0.0	0.0	0.0	0.0	0.0	0.0	0.0	0.0	0.0	0.0
0240 - 0245	0.0	0.0	0.0	0.0	0.0	0.0	0.0	0.0	1.0	0.0	0.0	0.0	0.0	0.0	0.0	0.0	0.0	0.0	0.0	0.0	0.0	0.0	0.0	0.0
0245 - 0250	0.0	0.0	0.0	0.0	0.0	0.0	0.0	0.0	1.0	0.0	0.0	0.0	0.0	0.0	0.0	0.0	0.0	0.0	0.0	0.0	0.0	0.0	0.0	0.0
0250 - 0255	0.0	0.0	0.0	0.0	0.0	0.0	0.0	0.0	1.0	0.0	0.0	0.0	0.0	0.0	0.0	0.0	0.0	0.0	0.0	0.0	0.0	0.0	0.0	0.0
0255 - 0300	0.0	0.0	0.0	0.0	0.0	0.0	0.0	0.0	1.0	0.0	0.0	0.0	0.0	0.0	0.0	0.0	0.0	0.0	0.0	0.0	0.0	0.0	0.0	0.0
0300 - 0305	0.0	0.0	0.0	0.0	0.0	0.0	0.0	0.0	1.0	0.0	0.0	0.0	0.0	0.0	0.0	0.0	0.0	0.0	0.0	0.0	0.0	0.0	0.0	0.0
0305 - 0310	0.0	0.0	0.0	0.0	0.0	0.0	0.0	0.0	1.0	0.0	0.0	0.0	0.0	0.0	0.0	0.0	0.0	0.0	0.0	0.0	0.0	0.0	0.0	0.0
0310 - 0315	0.0	0.0	0.0	0.0	0.0	0.0	0.0	0.0	1.0	0.0	0.0	0.0	0.0	0.0	0.0	0.0	0.0	0.0	0.0	0.0	0.0	0.0	0.0	0.0
0315 - 0320	0.0	0.0	0.0	0.0	0.0	0.0	0.0	0.0	1.0	0.0	0.0	0.0	0.0	0.0	0.0	0.0	0.0	0.0	0.0	0.0	0.0	0.0	0.0	0.0
0320 - 0325	0.0	0.0	0.0	0.0	0.0	0.0	0.0	0.0	1.0	0.0	0.0	0.0	0.0	0.0	0.0	0.0	0.0	0.0	0.0	0.0	0.0	0.0	0.0	0.0
0325 - 0330	0.0	0.0	0.0	0.0	0.0	0.0	0.0	0.0	1.0	0.0	0.0	0.0	0.0	0.0	0.0	0.0	0.0	0.0	0.0	0.0	0.0	0.0	0.0	0.0
0330 - 0335	0.0	0.0	0.0	0.0	0.0	0.0	0.0	0.0	1.0	0.0	0.0	0.0	0.0	0.0	0.0	0.0	0.0	0.0	0.0	0.0	0.0	0.0	0.0	0.0
0335 - 0340	0.0	0.0	0.0	0.0	0.0	0.0	0.0	0.0	1.0	0.0	0.0	0.0	0.0	0.0	0.0	0.0	0.0	0.0	0.0	0.0	0.0	0.0	0.0	0.0
0340 - 0345	0.0	0.0	0.0	0.0	0.0	0.0	0.0	0.0	1.0	0.0	0.0	0.0	0.0	0.0	0.0	0.0	0.0	0.0	0.0	0.0	0.0	0.0	0.0	0.0
0345 - 0350	0.0	0.0	0.0	0.0	0.0	0.0	0.0	0.0	1.0	0.0	0.0	0.0	0.0	0.0	0.0	0.0	0.0	0.0	0.0	0.0	0.0	0.0	0.0	0.0
0350 - 0355	0.0	0.0	0.0	0.0	0.0	0.0	0.0	0.0	1.0	0.0	0.0	0.0	0.0	0.0	0.0	0.0	0.0	0.0	0.0	0.0	0.0	0.0	0.0	0.0
0355 - 0400	0.0	0.0	0.0	0.0	0.0	0.0	0.0	0.0	1.0	0.0	0.0	0.0	0.0	0.0	0.0	0.0	0.0	0.0	0.0	0.0	0.0	0.0	0.0	0.0
0400 - 0405	0.0	0.0	0.0	0.0	0.0	0.0	0.0	0.0	1.0	0.0	0.0	0.0	0.0	0.0	0.0	0.0	0.0	0.0	0.0	0.0	0.0	0.0	0.0	0.0
0405 - 0410	0.0	0.0	0.0	0.0	0.0	0.0	0.0	0.0	1.0	0.0	0.0	0.0	0.0	0.0	0.0	0.0	0.0	0.0	0.0	0.0	0.0	0.0	0.0	0.0
0410 - 0415	0.0	0.0	0.0	0.0	0.0	0.0	0.0	0.0	1.0	0.0	0.0	0.0	0.0	0.0	0.0	0.0	0.0	0.0	0.0	0.0	0.0	0.0	0.0	0.0
0415 - 0420	0.0	0.0	0.0	0.0	0.0	0.0	0.0	0.0	1.0	0.0	0.0	0.0	0.0	0.0	0.0	0.0	0.0	0.0	0.0	0.0	0.0	0.0	0.0	0.0
0420 - 0425	0.0	0.0	0.0	0.0	0.0	0.0	0.0	0.0	1.0	0.0	0.0	0.0	0.0	0.0	0.0	0.0	0.0	0.0	0.0	0.0	0.0	0.0	0.0	0.0
0425 - 0430	0.0	0.0	0.0	0.0	0.0	0.0	0.0	0.0	1.0	0.0	0.0	0.0	0.0	0.0	0.0	0.0	0.0	0.0	0.0	0.0	0.0	0.0	0.0	0.0
0430 - 0435	0.0	0.0	0.0	0.0	0.0	0.0	0.0	0.0	1.0	0.0	0.0	0.0	0.0	0.0	0.0	0.0	0.0	0.0	0.0	0.0	0.0	0.0	0.0	0.0
0435 - 0440	0.0	0.0	0.0	0.0	0.0	0.0	0.0	0.0	1.0	0.0	0.0	0.0	0.0	0.0	0.0	0.0	0.0	0.0	0.0	0.0	0.0	0.0	0.0	0.0
0440 - 0445	0.0	0.0	0.0	0.0	0.0	0.0	0.0	0.0	1.0	0.0	0.0	0.0	0.0	0.0	0.0	0.0	0.0	0.0	0.0	0.0	0.0	0.0	0.0	0.0
0445 - 0450	0.0	0.0	0.0	0.0	0.0	0.0	0.0	0.0	1.0	0.0	0.0	0.0	0.0	0.0	0.0	0.0	0.0	0.0	0.0	0.0	0.0	0.0	0.0	0.0
0450 - 0455	0.0	0.0	0.0	0.0	0.0	0.0	0.0	0.0	1.0	0.0	0.0	0.0	0.0	0.0	0.0	0.0	0.0	0.0	0.0	0.0	0.0	0.0	0.0	0.0
0455 - 0500	0.0	0.0	0.0	0.0	0.0	0.0	0.0	0.0	1.0	0.0	0.0	0.0	0.0	0.0	0.0	0.0	0.0	0.0	0.0	0.0	0.0	0.0	0.0	0.0
0500 - 0505	0.0	0.0	0.0	0.0	0.0	0.0	0.0	0.0	1.0	0.0	0.0	0.0	0.0	0.0	0.0	0.0	0.0	0.0	0.0	0.0	0.0	0.0	0.0	0.0
0505 - 0510	0.0	0.0	0.0	0.0	0.0	0.0	0.0	0.0	1.0	0.0	0.0	0.0	0.0	0.0	0.0	0.0	0.0	0.0	0.0	0.0	0.0	0.0	0.0	0.0
0510 - 0515	0.0	0.0	0.0	0.0	0.0	0.0	0.0	0.0	1.0	0.0	0.0	0.0	0.0	0.0	0.0	0.0	0.0	0.0	0.0	0.0	0.0	0.0	0.0	0.0
0515 - 0520	0.0	0.0	0.0	0.0	0.0	0.0	0.0	0.0	1.0	0.0	0.0	0.0	0.0	0.0	0.0	0.0	0.0	0.0	0.0	0.0	0.0	0.0	0.0	0.0
0520 - 0525	0.0	0.0	0.0	0.0	0.0	0.0	0.0	0.0	1.0	0.0	0.0	0.0	0.0	0.0	0.0	0.0	0.0	0.0	0.0	0.0	0.0	0.0	0.0	0.0
0525 - 0530	0.0	0.0	0.0	0.0	0.0	0.0	0.0	0.0	1.0	0.0	0.0	0.0	0.0	0.0	0.0	0.0	0.0	0.0	0.0	0.0	0.0	0.0	0.0	0.0
0530 - 0535	0.0	0.0	0.0	0.0	0.0	0.0	0.0	0.0	1.0	0.0	0.0	0.0	0.0	0.0	0.0	0.0	0.0	0.0	0.0	0.0	0.0	0.0	0.0	0.0
0535 - 0540	0.0	0.0	0.0	0.0	0.0	0.0	0.0	0.0	1.0	0.0	0.0	0.0	0.0	0.0	0.0	0.0	0.0	0.0	0.0	0.0	0.0	0.0	0.0	0.0
0540 - 0545	0.0	0.0	0.0	0.0	0.0	0.0	0.0	0.0	1.0	0.0	0.0	0.0	0.0	0.0	0.0	0.0	0.0	0.0	0.0	0.0	0.0	0.0	0.0	0.0
0545 - 0550	0.0	0.0	0.0	0.0	0.0	0.0	0.0	0.0	1.0	0.0	0.0	0.0	0.0	0.0	0.0	0.0	0.0	0.0	0.0	0.0	0.0	0.0	0.0	0.0
0550 - 0555	0.0	0.0	0.0	0.0	0.0	0.0	0.0	0.0	1.0	0.0	0.0	0.0	0.0	0.0	0.0	0.0	0.0	0.0	0.0	0.0	0.0	0.0	0.0	0.0
0555 - 0600	0.0	0.0	0.0	0.0	0.0	0.0	0.0	0.0	1.0	0.0	0.0	0.0	0.0	0.0	0.0	0.0	0.0	0.0	0.0	0.0	0.0	0.0	0.0	0.0

Times	B to A								B to B								B to C							
	Cars	LGV	Amb	OGV1	OGV2	PSV	M/B	Cyc	Cars	LGV	Amb	OGV1	OGV2	PSV	M/B	Cyc	Cars	LGV	Amb	OGV1	OGV2	PSV	M/B	Cyc
0000 - 0005	11.0	0.0	0.0	0.0	0.0	0.0	0.0	0.0	0.0	0.0	0.0	0.0	0.0	0.0	0.0	0.0	53.0	3.0	1.0	1.5	0.0	0.0	0.0	0.0
0005 - 0010	9.0	0.0	0.0	0.0	0.0	0.0	0.0	0.0	0.0	0.0	0.0	0.0	0.0	0.0	0.0	0.0	63.0	3.0	0.0	1.5	0.0	0.0	0.0	0.0
0010 - 0015	7.0	0.0	0.0	0.0	0.0	0.0	0.2	0.0	0.0	0.0	0.0	0.0	0.0	0.0	0.0	0.0	80.0	6.0	1.0	3.0	0.0	0.0	0.0	0.0
0015 - 0020	17.0	0.0	0.0	0.0	0.0	0.0	0.0	0.0	0.0	0.0	0.0	0.0	0.0	0.0	0.0	0.0	102.0	6.0	1.0	3.0	0.0	4.0	0.0	0.2
0020 - 0025	18.0	0.0	0.0	0.0	0.0	0.0	0.0	0.0	0.0	0.0	0.0	0.0	0.0	0.0	0.0	0.0	121.0	6.0	2.0	0.0	0.0	4.0	0.0	0.4
0025 - 0030	15.0	0.0	0.0	0.0	0.0	0.0	0.0	0.0	0.0	0.0	0.0	0.0	0.0	0.0	0.0	0.0	85.0	5.0	1.0	1.5	2.1	0.0	0.0	0.2
0030 - 0035	8.0	0.0	0.0	0.0	0.0	0.0	0.0	0.0	0.0	0.0	0.0	0.0	0.0	0.0	0.0	0.0	56.0	6.0	6.0	0.0	2.1	0.0	0.0	0.2
0035 - 0040	13.0	0.0	0.0	0.0	0.0	0.0	0.0	0.0	0.0	0.0	0.0	0.0	0.0	0.0	0.0	0.0	67.0	6.0	3.0	0.0	0.0	0.1	0.6	0.0
0040 - 0045	5.0	1.0	0.0	0.0	0.0	0.0	0.0	1.0	0.0	0.0	0.0	0.0	0.0	0.0	0.0	0.0	53.0	6.0	2.0	0.0	0.0	0.0	0.1	0.4
0045 - 0050	2.0	1.0	0.0	0.0	0.0	0.0	0.0	0.0	0.0	0.0	0.0	0.0	0.0	0.0	0.0	0.0	35.0	4.0	12.0	0.0	0.0	0.0	0.1	2.4
0050 - 0055	1.0	0.0	0.0	0.0	0.0	0.0	0.0	0.0	0.0	0.0	0.0	0.0	0.0	0.0	0.0	0.0	42.0	5.0	0.0	3.0	0.0	0.0	0.0	0.0
0055 - 0100	2.0	0.0	0.0	0.0	0.0	0.0	0.0	0.0	0.0	0.0	0.0	0.0	0.0	0.0	0.0	0.0	41.0	5.0	0.0	1.5	0.0	0.0	0.0	0.0
0100 - 0105	4.0	0.0	0.0	0.0	0.0	0.0	0.0	0.0	0.0	0.0	0.0	0.0	0.0	0.0	0.0	0.0	86.0	3.0	3.0	1.5	0.0	0.0	0.0	0.0
0105 - 0110	3.0	0.0	0.0	0.0	0.0	0.0	0.0	0.0	0.0	0.0	0.0	0.0	0.0	0.0	0.0	0.0	69.0	1.0	1.0	0.0	0.0	0.0	0.0	0.0
0110 - 0115	1.0	0.0	0.0	0.0	0.0	0.0	0.0	0.0	0.0	0.0	0.0	0.0	0.0	0.0	0.0	0.0	41.0	3.0	0.0	1.5	2.1	0.0	0.0	0.0
0115 - 0120	3.0	1.0	0.0	0.0	0.0	0.0	0.0	0.0	0.0	0.0	0.0	0.0	0.0	0.0	0.0	0.0	45.0	3.0	0.0	0.0	0.0	0.0	0.0	0.0
0120 - 0125	2.0	0.0	0.0	0.0	0.0	0.0	0.0	1.0	0.0	0.0	0.0	0.0	0.0	0.0	0.0	0.0	23.0	1.0	13.0	0.0	0.0	0.0	0.0	2.6
0125 - 0130	5.0	0.0	0.0	0.0	0.0	0.0	0.0	0.0	0.0	0.0	0.0	0.0	0.0	0.0	0.0	0.0	42.0	5.0	1.0	3.0	0.0	0.0	0.1	0.2
0130 - 0135	4.0	0.0	0.0	0.0	0.0	0.0	0.0	0.0	0.0	0.0	0.0	0.0	0.0	0.0	0.0	0.0	50.0	5.0	3.0	0.0	0.0	0.0	0.0	0.0
0135 - 0140	3.0	0.0	0.0	0.0	0.0	0.0	0.0	0.0	0.0	0.0	0.0	0.0	0.0	0.0	0.0	0.0	34.0	1.0	0.0	0.0	0.0	0.0	0.0	0.0
0140 - 0145	1.0	0.0	0.0	0.0	0.0	0.0	0.0	1.0	0.0	0.0	0.0	0.0	0.0	0.0	0.0	0.0	46.0	1.0	1.0	0.0	2.1	0.0	0.1	0.2
0145 - 0150	1.0	0.0	0.0	0.0	0.0	0.0	0.0	1.0	0.0	0.0	0.0	0.0	0.0	0.0	0.0	0.0	51.0	2.0	3.0	0.0	0.0	0.1	0.6	0.0
0150 - 0155	2.0	0.0	0.0	0.0	0.0	0.0	0.0	0.0	0.0	0.0	0.0	0.0	0.0	0.0	0.0	0.0	50.0	7.0	0.0	0.0	0.0	0.0	0.0	0.0
0155 - 0200	1.0	0.0	0.0	0.0	0.0	0.0	0.0	0.0	0.0	0.0	0.0	0.0	0.0	0.0	0.0	0.0	51.0	4.0	3.0	1.5	0.0	0.0	0.6	0.1
0200 - 0205	2.0	0.0	0.0	0.0	0.0	0.0	0.0	0.0	0.0	0.0	0.0	0.0	0.0	0.0	0.0	0.0	56.0	4.0	0.0	0.0	0.0	0.0	0.0	0.0
0205 - 0210	2.0	0.0	0.0	0.0	0.0	0.0	0.0	0.0	0.0	0.0	0.0	0.0	0.0	0.0	0.0	0.0	33.0	5.0	2.0	1.5	0.0	0.0	0.1	0.4
0210 - 0215	3.0	0.0	0.0	0.0	0.0	0.0	0.0	0.0	0.0	0.0	0.0	0.0	0.0	0.0	0.0	0.0	37.0	1.0	1.0	0.0	0.0	0.0	0.2	0.2
0215 - 0220	1.0	0.0	0.0	0.0	0.0	0.0	0.

ADVANCED TRANSPORT RESEARCH

Job Number & Name: 21326 Epsom Hospital

Site Number/Name: Site 4 - Woodcote Green Road/Hospital Access

Client: Mayer Brown

Date: 21/05/2019

Weather: Sunny, Dry

Comments: None

Advanced Transport Research		*Job Number & Name:*	21326 Epsom Hospital
Site 4 - Woodcote Green Road/Hospital Access		*Date:*	Tuesday 21 May 2019

Job Type:	Queue Lengths				
Co-ordinates:	51° 19'25.43"N, 0° 16'22.70"W	*Postcode:*	KT18 7DW	*Times:*	0700-1900

Advanced Transport Research	*Job Number & Name:*	21326 Epsom Hospital
Site 4 - Woodcote Green Road/Hospital Access	*Client:*	Mayer Brown
Queue Lengths	*Date:*	Tuesday 21 May 2019

	Hospital Access		Woodcote Green Road Right-Turn	
Times	LV	HV	LV	HV
07:00 - 07:05	1	0	1	0
07:05 - 07:10	0	0	0	0
07:10 - 07:15	0	0	2	0
07:15 - 07:20	0	0	0	0
07:20 - 07:25	1	0	3	0
07:25 - 07:30	0	0	0	0
07:30 - 07:35	0	0	0	0
07:35 - 07:40	0	0	1	0
07:40 - 07:45	0	0	2	0
07:45 - 07:50	1	0	4	0
07:50 - 07:55	1	0	5	0
07:55 - 08:00	1	0	2	0
08:00 - 08:05	1	0	5	0
08:05 - 08:10	0	0	7	0
08:10 - 08:15	0	0	2	0
08:15 - 08:20	0	0	3	0
08:20 - 08:25	0	0	1	0
08:25 - 08:30	1	0	5	0
08:30 - 08:35	0	0	2	0
08:35 - 08:40	1	0	2	0
08:40 - 08:45	0	0	7	0
08:45 - 08:50	0	0	1	0
08:50 - 08:55	0	0	0	0
08:55 - 09:00	0	0	2	0
09:00 - 09:05	0	0	0	0
09:05 - 09:10	0	0	0	0
09:10 - 09:15	0	0	0	0
09:15 - 09:20	0	0	1	0
09:20 - 09:25	0	0	0	0
09:25 - 09:30	1	0	0	0
09:30 - 09:35	0	0	0	0
09:35 - 09:40	0	0	0	0
09:40 - 09:45	0	0	0	0
09:45 - 09:50	0	0	0	0
09:50 - 09:55	0	0	0	0
09:55 - 10:00	0	0	1	0
10:00 - 10:05	0	0	0	0

Count in Vehicles

Lane 1 = Nearest Kerb

Advanced Transport Research	Job Number & Name:	21326 Epsom Hospital
Site 4 - Woodcote Green Road/Hospital Access	Client:	Mayer Brown
Queue Lengths	Date:	Tuesday 21 May 2019

	Hospital Access		Woodcote Green Road Right-Turn	
Times	LV	HV	LV	HV
10:05 - 10:10	0	0	0	0
10:10 - 10:15	0	0	0	0
10:15 - 10:20	0	0	0	0
10:20 - 10:25	0	0	0	0
10:25 - 10:30	0	0	3	0
10:30 - 10:35	0	0	0	0
10:35 - 10:40	0	0	0	0
10:40 - 10:45	0	0	0	0
10:45 - 10:50	0	0	0	0
10:50 - 10:55	1	0	0	0
10:55 - 11:00	0	0	0	0
11:00 - 11:05	0	0	1	0
11:05 - 11:10	1	0	0	0
11:10 - 11:15	0	0	0	0
11:15 - 11:20	0	0	0	0
11:20 - 11:25	0	0	0	0
11:25 - 11:30	0	0	0	0
11:30 - 11:35	0	0	0	0
11:35 - 11:40	0	0	0	0
11:40 - 11:45	0	0	0	0
11:45 - 11:50	0	0	0	0
11:50 - 11:55	0	0	0	0
11:55 - 12:00	0	0	0	0
12:00 - 12:05	0	0	0	0
12:05 - 12:10	1	0	0	0
12:10 - 12:15	0	0	1	0
12:15 - 12:20	0	0	0	0
12:20 - 12:25	0	0	1	0
12:25 - 12:30	0	0	0	0
12:30 - 12:35	1	0	0	0
12:35 - 12:40	1	0	0	0
12:40 - 12:45	0	0	0	0
12:45 - 12:50	0	0	0	0
12:50 - 12:55	0	0	0	0
12:55 - 13:00	0	0	0	0
13:00 - 13:05	0	0	0	0

ADVANCED TRANSPORT RESEARCH

Job Number & Name: 21326 Epsom Hospital

Site Number/Name: Site 4 - Woodcote Green Road/Hospital Access

Client: Mayer Brown

Date: 22/05/2019

Weather: Sunny, Dry

Comments: None

Advanced Transport Research		*Job Number & Name:*	21326 Epsom Hospital
Site 4 - Woodcote Green Road/Hospital Access		*Date:*	Wednesday 22 May 2019

Job Type:	Queue Lengths				
Co-ordinates:	51° 19'25.43"N, 0° 16'22.70"W	*Postcode:*	KT18 7DW	*Times:*	0700-1900

Advanced Transport Research	Job Number & Name:	21326 Epsom Hospital
Site 4 - Woodcote Green Road/Hospital Access	Client:	Mayer Brown
Queue Lengths	Date:	Wednesday 22 May 2019

	Hospital Access		Woodcote Green Road Right-Turn	
Times	LV	HV	LV	HV
07:00 - 07:05	0	0	0	0
07:05 - 07:10	0	0	0	0
07:10 - 07:15	0	0	0	0
07:15 - 07:20	0	0	1	0
07:20 - 07:25	1	0	0	0
07:25 - 07:30	0	0	0	0
07:30 - 07:35	1	0	0	0
07:35 - 07:40	0	0	0	0
07:40 - 07:45	0	0	0	0
07:45 - 07:50	0	0	4	0
07:50 - 07:55	0	0	2	0
07:55 - 08:00	1	0	3	0
08:00 - 08:05	0	0	2	0
08:05 - 08:10	0	0	2	0
08:10 - 08:15	0	0	0	0
08:15 - 08:20	0	0	0	0
08:20 - 08:25	0	0	1	0
08:25 - 08:30	0	0	2	0
08:30 - 08:35	1	0	1	0
08:35 - 08:40	0	0	4	0
08:40 - 08:45	0	0	2	0
08:45 - 08:50	1	0	1	0
08:50 - 08:55	1	0	0	0
08:55 - 09:00	0	0	1	0
09:00 - 09:05	0	0	0	0
09:05 - 09:10	0	0	0	0
09:10 - 09:15	0	0	0	0
09:15 - 09:20	1	0	0	0
09:20 - 09:25	0	0	0	0
09:25 - 09:30	0	0	0	0
09:30 - 09:35	0	0	0	0
09:35 - 09:40	0	0	2	0
09:40 - 09:45	0	0	0	0
09:45 - 09:50	0	0	0	0
09:50 - 09:55	0	0	0	0
09:55 - 10:00	0	0	0	0
10:00 - 10:05	0	0	0	0

Count in Vehicles

Lane 1 = Nearest Kerb

Advanced Transport Research	*Job Number & Name:*	21326 Epsom Hospital
Site 4 - Woodcote Green Road/Hospital Access	*Client:*	Mayer Brown
Queue Lengths	*Date:*	Wednesday 22 May 2019

	Hospital Access		Woodcote Green Road Right-Turn	
Times	LV	HV	LV	HV
10:05 - 10:10	0	0	0	0
10:10 - 10:15	0	0	0	0
10:15 - 10:20	0	0	0	0
10:20 - 10:25	0	0	0	0
10:25 - 10:30	0	0	1	0
10:30 - 10:35	0	0	0	0
10:35 - 10:40	0	0	0	0
10:40 - 10:45	0	0	0	0
10:45 - 10:50	0	0	0	0
10:50 - 10:55	0	0	0	0
10:55 - 11:00	0	0	0	0
11:00 - 11:05	0	0	0	0
11:05 - 11:10	0	0	0	0
11:10 - 11:15	0	0	0	0
11:15 - 11:20	0	0	0	0
11:20 - 11:25	0	0	0	0
11:25 - 11:30	0	0	0	0
11:30 - 11:35	0	0	0	0
11:35 - 11:40	0	0	0	0
11:40 - 11:45	0	0	0	0
11:45 - 11:50	0	0	0	0
11:50 - 11:55	0	0	0	0
11:55 - 12:00	0	0	1	0
12:00 - 12:05	0	0	1	0
12:05 - 12:10	0	0	1	0
12:10 - 12:15	0	0	0	0
12:15 - 12:20	0	0	0	0
12:20 - 12:25	1	0	0	0
12:25 - 12:30	0	0	0	0
12:30 - 12:35	0	0	0	0
12:35 - 12:40	0	0	0	0
12:40 - 12:45	0	0	0	0
12:45 - 12:50	0	0	0	0
12:50 - 12:55	0	0	0	0
12:55 - 13:00	0	0	0	0
13:00 - 13:05	0	0	0	0

ADVANCED TRANSPORT RESEARCH

Job Number & Name: 21326 Epsom Hospital

Site Number/Name: Site 4 - Woodcote Green Road/Hospital Access

Client: Mayer Brown

Date: 23/05/2019

Weather: Sunny, Dry

Comments: None

Advanced Transport Research		*Job Number & Name:*	21326 Epsom Hospital
Site 4 - Woodcote Green Road/Hospital Access		*Date:*	Thursday 23 May 2019

Job Type:	Queue Lengths				
Co-ordinates:	51° 19'25.43"N, 0° 16'22.70"W	*Postcode:*	KT18 7DW	*Times:*	0700-1900

Advanced Transport Research	*Job Number & Name:*	21326 Epsom Hospital
Site 4 - Woodcote Green Road/Hospital Access	*Client:*	Mayer Brown
Queue Lengths	*Date:*	Thursday 23 May 2019

	Hospital Access		Woodcote Green Road Right-Turn	
Times	LV	HV	LV	HV
07:00 - 07:05	0	0	0	0
07:05 - 07:10	0	0	0	0
07:10 - 07:15	1	0	1	0
07:15 - 07:20	0	0	1	0
07:20 - 07:25	0	0	1	0
07:25 - 07:30	0	0	1	0
07:30 - 07:35	1	0	0	0
07:35 - 07:40	0	0	0	0
07:40 - 07:45	0	0	0	0
07:45 - 07:50	0	0	4	1
07:50 - 07:55	0	0	5	0
07:55 - 08:00	0	0	1	0
08:00 - 08:05	0	0	1	0
08:05 - 08:10	1	0	4	0
08:10 - 08:15	0	0	0	0
08:15 - 08:20	0	0	3	0
08:20 - 08:25	0	0	2	0
08:25 - 08:30	0	0	3	0
08:30 - 08:35	1	0	1	0
08:35 - 08:40	0	0	0	0
08:40 - 08:45	0	0	2	0
08:45 - 08:50	0	0	0	0
08:50 - 08:55	0	0	1	0
08:55 - 09:00	0	0	0	0
09:00 - 09:05	0	0	0	0
09:05 - 09:10	0	0	1	0
09:10 - 09:15	0	0	0	0
09:15 - 09:20	0	0	0	0
09:20 - 09:25	0	0	0	0
09:25 - 09:30	0	0	1	0
09:30 - 09:35	1	0	0	0
09:35 - 09:40	0	0	0	0
09:40 - 09:45	0	0	0	0
09:45 - 09:50	0	0	0	0
09:50 - 09:55	0	0	0	0
09:55 - 10:00	0	0	0	0
10:00 - 10:05	0	0	0	0

Count in Vehicles

Lane 1 = Nearest Kerb

Advanced Transport Research	*Job Number & Name:*	21326 Epsom Hospital
Site 4 - Woodcote Green Road/Hospital Access	*Client:*	Mayer Brown
Queue Lengths	*Date:*	Thursday 23 May 2019

	Hospital Access		Woodcote Green Road Right-Turn	
Times	LV	HV	LV	HV
10:05 - 10:10	0	0	0	0
10:10 - 10:15	0	0	0	0
10:15 - 10:20	0	0	0	0
10:20 - 10:25	0	0	0	0
10:25 - 10:30	0	0	0	0
10:30 - 10:35	0	0	0	0
10:35 - 10:40	0	0	0	0
10:40 - 10:45	0	0	0	0
10:45 - 10:50	0	0	0	0
10:50 - 10:55	0	0	0	0
10:55 - 11:00	0	0	0	0
11:00 - 11:05	0	0	0	0
11:05 - 11:10	0	0	0	0
11:10 - 11:15	0	0	0	0
11:15 - 11:20	1	0	0	0
11:20 - 11:25	0	0	0	0
11:25 - 11:30	0	0	0	0
11:30 - 11:35	0	0	0	0
11:35 - 11:40	0	0	0	0
11:40 - 11:45	0	0	0	0
11:45 - 11:50	0	0	0	0
11:50 - 11:55	0	0	0	0
11:55 - 12:00	1	0	3	0
12:00 - 12:05	0	0	0	0
12:05 - 12:10	0	0	0	0
12:10 - 12:15	0	0	0	0
12:15 - 12:20	0	0	0	0
12:20 - 12:25	0	0	0	0
12:25 - 12:30	0	0	0	0
12:30 - 12:35	0	0	0	0
12:35 - 12:40	0	0	0	0
12:40 - 12:45	0	0	0	0
12:45 - 12:50	0	0	0	0
12:50 - 12:55	0	0	0	0
12:55 - 13:00	0	0	0	0
13:00 - 13:05	0	0	0	0

ADVANCED TRANSPORT RESEARCH

Job Number & Name: 21326 Epsom Hospital

Site Number/Name: Site 4 - Woodcote Green Road/Hospital Access

Client: Mayer Brown

Date: 21/05/2019

Weather: Sunny, Dry

Comments: None

Advanced Transport Research		*Job Number & Name:*	21326 Epsom Hospital
Site 4 - Woodcote Green Road/Hospital Access		*Date:*	Tuesday 21 May 2019

Job Type:	Pedestrian & Cyclist Count				
Co-ordinates:	51° 19'25.43"N, 0° 16'22.70"W	*Postcode:*	KT18 7DW	*Times:*	0700-1900



Advanced Transport Research	*Job Number & Name:*	21326 Epsom Hospital
Site 4 - Woodcote Green Road/Hospital Access	*Client:*	Mayer Brown
Pedestrian Counts	*Date:*	Tuesday 21 May 2019

	Movement A		Movement B	
Times	Peds	Cyclists	Peds	Cyclists
07:00 - 07:15	13	0	1	0
07:15 - 07:30	8	0	0	0
07:30 - 07:45	10	0	1	0
07:45 - 08:00	4	0	2	0
08:00 - 08:15	5	0	2	0
08:15 - 08:30	7	0	4	0
08:30 - 08:45	11	0	6	0
08:45 - 09:00	1	0	5	0
09:00 - 09:15	3	0	0	0
09:15 - 09:30	1	0	0	0
09:30 - 09:45	2	0	1	0
09:45 - 10:00	2	0	2	0
10:00 - 10:15	3	0	0	0
10:15 - 10:30	2	0	3	0
10:30 - 10:45	5	0	2	0
10:45 - 11:00	3	0	2	0
11:00 - 11:15	1	0	1	0
11:15 - 11:30	1	0	3	0
11:30 - 11:45	5	0	3	0
11:45 - 12:00	4	0	3	0
12:00 - 12:15	1	0	1	0
12:15 - 12:30	5	0	3	0
12:30 - 12:45	5	0	8	0
12:45 - 13:00	7	0	2	0
13:00 - 13:15	4	0	6	0
13:15 - 13:30	7	0	4	0
13:30 - 13:45	4	0	1	0
13:45 - 14:00	5	0	3	0
14:00 - 14:15	4	0	2	0
14:15 - 14:30	3	0	3	0
14:30 - 14:45	2	0	5	0
14:45 - 15:00	2	0	6	0
15:00 - 15:15	2	0	7	0
15:15 - 15:30	1	0	6	0
15:30 - 15:45	5	0	8	0
15:45 - 16:00	5	0	3	0
16:00 - 16:15	4	0	4	0
16:15 - 16:30	1	0	16	0
16:30 - 16:45	9	0	8	0

Advanced Transport Research	*Job Number & Name:*	21326 Epsom Hospital
Site 4 - Woodcote Green Road/Hospital Access	*Client:*	Mayer Brown
Pedestrian Counts	*Date:*	Tuesday 21 May 2019

	Movement A		Movement B	
Times	Peds	Cyclists	Peds	Cyclists
16:45 - 17:00	1	0	6	0
17:00 - 17:15	2	0	5	0
17:15 - 17:30	2	0	2	0
17:30 - 17:45	5	0	2	0
17:45 - 18:00	4	0	5	0
18:00 - 18:15	7	1	7	0
18:15 - 18:30	0	0	3	0
18:30 - 18:45	1	0	4	0
18:45 - 19:00	8	0	8	0

ADVANCED TRANSPORT RESEARCH

Job Number & Name: 21326 Epsom Hospital

Site Number/Name: Site 4 - Woodcote Green Road/Hospital Access

Client: Mayer Brown

Date: 22/05/2019

Weather: Sunny, Dry

Comments: None

Advanced Transport Research		*Job Number & Name:*	21326 Epsom Hospital
Site 4 - Woodcote Green Road/Hospital Access		*Date:*	Wednesday 22 May 2019

Job Type:	Pedestrian & Cyclist Count				
Co-ordinates:	51° 19'25.43"N, 0° 16'22.70"W	*Postcode:*	KT18 7DW	*Times:*	0700-1900



Advanced Transport Research	*Job Number & Name:*	21326 Epsom Hospital
Site 4 - Woodcote Green Road/Hospital Access	*Client:*	Mayer Brown
Pedestrian Counts	*Date:*	Wednesday 22 May 2019

	Movement A		Movement B	
Times	Peds	Cyclists	Peds	Cyclists
07:00 - 07:15	6	0	0	0
07:15 - 07:30	16	0	1	0
07:30 - 07:45	10	0	1	0
07:45 - 08:00	11	0	2	0
08:00 - 08:15	6	0	1	0
08:15 - 08:30	2	0	2	0
08:30 - 08:45	9	0	6	0
08:45 - 09:00	3	0	3	0
09:00 - 09:15	8	0	6	0
09:15 - 09:30	7	0	0	0
09:30 - 09:45	4	0	3	0
09:45 - 10:00	2	0	3	0
10:00 - 10:15	4	0	2	0
10:15 - 10:30	4	0	1	0
10:30 - 10:45	0	0	3	0
10:45 - 11:00	1	0	5	0
11:00 - 11:15	4	0	4	0
11:15 - 11:30	12	0	12	0
11:30 - 11:45	6	0	2	0
11:45 - 12:00	2	0	1	0
12:00 - 12:15	5	0	3	0
12:15 - 12:30	4	0	3	0
12:30 - 12:45	10	0	7	0
12:45 - 13:00	9	0	4	0
13:00 - 13:15	5	0	6	0
13:15 - 13:30	2	0	4	0
13:30 - 13:45	6	0	2	0
13:45 - 14:00	6	0	4	0
14:00 - 14:15	3	0	7	0
14:15 - 14:30	2	0	3	0
14:30 - 14:45	4	0	9	0
14:45 - 15:00	4	0	4	0
15:00 - 15:15	2	0	6	0
15:15 - 15:30	3	0	8	0
15:30 - 15:45	3	0	6	0
15:45 - 16:00	2	0	6	0
16:00 - 16:15	2	0	4	0
16:15 - 16:30	0	0	6	0
16:30 - 16:45	0	0	7	0

Advanced Transport Research	*Job Number & Name:*	21326 Epsom Hospital
Site 4 - Woodcote Green Road/Hospital Access	*Client:*	Mayer Brown
Pedestrian Counts	*Date:*	Wednesday 22 May 2019

	Movement A		Movement B	
Times	Peds	Cyclists	Peds	Cyclists
16:45 - 17:00	1	0	8	0
17:00 - 17:15	11	0	12	0
17:15 - 17:30	1	0	8	0
17:30 - 17:45	1	0	2	0
17:45 - 18:00	0	0	1	0
18:00 - 18:15	0	0	5	0
18:15 - 18:30	1	0	3	0
18:30 - 18:45	3	0	6	0
18:45 - 19:00	1	0	2	0

ADVANCED TRANSPORT RESEARCH

Job Number & Name: 21326 Epsom Hospital

Site Number/Name: Site 4 - Woodcote Green Road/Hospital Access

Client: Mayer Brown

Date: 23/05/2019

Weather: Sunny, Dry

Comments: None

Advanced Transport Research		*Job Number & Name:*	21326 Epsom Hospital
Site 4 - Woodcote Green Road/Hospital Access		*Date:*	Thursday 23 May 2019

Job Type:	Pedestrian & Cyclist Count				
Co-ordinates:	51° 19'25.43"N, 0° 16'22.70"W	*Postcode:*	KT18 7DW	*Times:*	0700-1900



Advanced Transport Research	*Job Number & Name:*	21326 Epsom Hospital
Site 4 - Woodcote Green Road/Hospital Access	*Client:*	Mayer Brown
Pedestrian Counts	*Date:*	Thursday 23 May 2019

	Movement A		Movement B	
Times	Peds	Cyclists	Peds	Cyclists
07:00 - 07:15	6	0	2	0
07:15 - 07:30	14	0	2	0
07:30 - 07:45	7	0	0	0
07:45 - 08:00	6	0	1	0
08:00 - 08:15	7	0	4	0
08:15 - 08:30	3	0	0	0
08:30 - 08:45	12	0	11	0
08:45 - 09:00	1	0	1	0
09:00 - 09:15	5	0	1	0
09:15 - 09:30	2	0	2	0
09:30 - 09:45	7	0	8	0
09:45 - 10:00	2	0	3	0
10:00 - 10:15	2	0	6	0
10:15 - 10:30	4	0	1	0
10:30 - 10:45	6	0	1	0
10:45 - 11:00	0	0	0	0
11:00 - 11:15	4	0	6	0
11:15 - 11:30	2	0	5	0
11:30 - 11:45	5	0	6	0
11:45 - 12:00	5	0	5	0
12:00 - 12:15	3	0	4	0
12:15 - 12:30	2	0	2	0
12:30 - 12:45	4	0	10	0
12:45 - 13:00	6	0	7	0
13:00 - 13:15	4	0	5	0
13:15 - 13:30	3	0	1	0
13:30 - 13:45	3	0	4	0
13:45 - 14:00	8	0	2	0
14:00 - 14:15	9	0	8	0
14:15 - 14:30	3	0	6	0
14:30 - 14:45	4	0	6	0
14:45 - 15:00	3	0	5	0
15:00 - 15:15	5	0	8	0
15:15 - 15:30	0	0	11	0
15:30 - 15:45	6	0	2	0
15:45 - 16:00	6	1	4	0
16:00 - 16:15	1	0	5	0
16:15 - 16:30	1	0	9	2
16:30 - 16:45	1	0	9	0

Advanced Transport Research	*Job Number & Name:*	21326 Epsom Hospital
Site 4 - Woodcote Green Road/Hospital Access	*Client:*	Mayer Brown
Pedestrian Counts	*Date:*	Thursday 23 May 2019

	Movement A		Movement B	
Times	Peds	Cyclists	Peds	Cyclists
16:45 - 17:00	0	0	4	0
17:00 - 17:15	2	0	3	0
17:15 - 17:30	1	0	8	0
17:30 - 17:45	3	0	3	0
17:45 - 18:00	5	0	3	0
18:00 - 18:15	3	0	3	0
18:15 - 18:30	2	0	2	0
18:30 - 18:45	1	0	2	0
18:45 - 19:00	0	0	3	0

Epsom
Classified Junction Count

Site Plan

	Movement Number
	Number of Vehicles
	PCU Value

Network Peak Hour

07:15 - 08:15

Network Peak Hour Generator
click on yellow cell to change Peak Hour parameters

Session:	Tuesday 12H Session
Vehicle Class:	ALL
Start Time:	07:00
End Time:	19:00

Note: The site diagram is for reference purposes only and is not an exact representation of the site surveyed

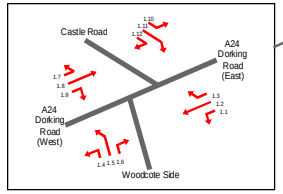

1.10	35	36
1.11	10	10
1.12	15	16

1.7	4	5
1.8	7339	7455
1.9	1901	1913

1.4	1.5	1.6
1877	9	264
1893	7	266

1.3	14	13
1.2	6715	6819
1.1	652	681

Peak Hour

07:15 - 08:15

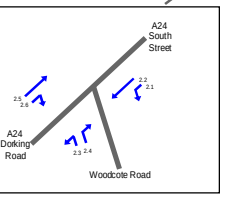

2.5	7497	7616
2.6	1641	1660

2.2	7158	7282
2.1	1709	1733

Peak Hour

07:15 - 08:15

2.3	2.4
1390	1440
1407	1475

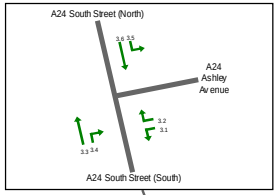

3.6	3.5	
1933	188	
1908	188	

3.3	3.4	
8232	685	
8395	676	

3.2	5688	5914
3.1	6833	7006

Peak Hour

16:45 - 17:45

Epsom
Classified Junction Count

Date
Tuesday 12 November 2019

Weather
Cloudy
Temp: 6°C

0700 - 1900 (Tuesday 12H Session)

	Vehicles Total				PCU Total			
TIME	Junction 1	Junction 2	Junction 3	Combined	Junction 1	Junction 2	Junction 3	Combined
0700 - 0715	333	382	462	1177	337.50	388.80	468.80	1195.10
0715 - 0730	484	508	540	1532	483.40	507.50	546.10	1537.00
0730 - 0745	576	547	563	1686	579.90	551.80	573.30	1705.00
0745 - 0800	553	489	545	1587	559.50	495.80	554.10	1609.40
0700 - 0800	1946	1926	2110	5982	1960.30	1943.90	2142.30	6046.50
0800 - 0815	563	527	551	1641	569.80	536.20	563.10	1669.10
0815 - 0830	422	422	499	1343	428.50	427.20	507.60	1363.30
0830 - 0845	412	358	449	1219	421.30	365.90	463.80	1251.00
0845 - 0900	423	444	479	1346	434.10	457.90	497.00	1389.00
0800 - 0900	1820	1751	1978	5549	1853.70	1787.20	2031.50	5672.40
0900 - 0915	375	419	475	1269	383.20	424.30	487.10	1294.60
0915 - 0930	365	414	467	1246	371.40	426.20	483.10	1280.70
0930 - 0945	383	423	452	1258	396.20	436.40	471.90	1304.50
0945 - 1000	357	433	439	1229	363.10	442.40	450.80	1256.30
0900 - 1000	1480	1689	1833	5002	1513.90	1729.30	1892.90	5136.10
1000 - 1015	340	375	401	1116	348.60	383.10	413.80	1145.50
1015 - 1030	306	381	436	1123	305.40	382.60	443.20	1131.20
1030 - 1045	348	360	379	1087	353.00	363.90	390.90	1107.80
1045 - 1100	346	374	407	1127	354.10	389.90	424.90	1168.90
1000 - 1100	1340	1490	1623	4453	1361.10	1519.50	1672.80	4553.40
1100 - 1115	293	363	367	1023	302.60	372.00	379.20	1053.80
1115 - 1130	335	364	419	1118	343.20	375.40	436.50	1155.10
1130 - 1145	319	403	462	1184	327.80	412.60	474.10	1214.50
1145 - 1200	348	395	460	1203	359.50	404.50	473.40	1237.40
1100 - 1200	1295	1525	1708	4528	1333.10	1564.50	1763.20	4660.80
1200 - 1215	332	393	450	1175	340.50	401.70	459.50	1201.70
1215 - 1230	371	402	474	1247	376.30	408.50	485.00	1269.80
1230 - 1245	337	411	459	1207	341.30	418.60	467.80	1227.70
1245 - 1300	319	391	456	1166	327.10	398.50	468.20	1193.80
1200 - 1300	1359	1597	1839	4795	1385.20	1627.30	1880.50	4893.00
1300 - 1315	349	401	445	1195	349.80	403.20	451.80	1204.80
1315 - 1330	356	397	450	1203	361.80	407.50	466.00	1235.30
1330 - 1345	347	448	486	1281	357.60	459.40	502.10	1319.10
1345 - 1400	352	394	439	1185	359.40	405.40	456.50	1221.30
1300 - 1400	1404	1640	1820	4864	1428.60	1675.50	1876.40	4980.50
1400 - 1415	310	394	465	1169	315.80	401.60	477.10	1194.50
1415 - 1430	359	422	490	1271	366.60	429.70	505.60	1301.90
1430 - 1445	323	422	485	1230	327.10	427.10	496.90	1251.10
1445 - 1500	362	440	513	1315	367.90	447.70	523.50	1339.10
1400 - 1500	1354	1678	1953	4985	1377.40	1706.10	2003.10	5086.60
1500 - 1515	408	473	500	1381	415.90	486.40	515.60	1417.90
1515 - 1530	436	425	496	1357	448.50	437.30	507.70	1393.50
1530 - 1545	393	466	506	1365	400.60	476.10	517.20	1393.90
1545 - 1600	429	482	558	1469	437.60	492.00	572.50	1502.10
1500 - 1600	1666	1846	2060	5572	1702.60	1891.80	2113.00	5707.40
1600 - 1615	431	503	533	1467	432.70	506.60	540.40	1479.70
1615 - 1630	464	505	536	1505	468.20	511.60	544.40	1524.20
1630 - 1645	428	466	542	1436	431.80	472.10	552.60	1456.50
1645 - 1700	433	495	594	1522	440.70	499.70	606.70	1547.10
1600 - 1700	1756	1969	2205	5930	1773.40	1990.00	2244.10	6007.50
1700 - 1715	483	517	592	1592	490.50	523.00	602.90	1616.40
1715 - 1730	479	500	607	1586	480.10	502.50	611.10	1593.70
1730 - 1745	451	504	615	1570	446.90	503.10	613.10	1563.10
1745 - 1800	464	493	580	1537	470.10	498.30	590.70	1559.10
1700 - 1800	1877	2014	2394	6285	1887.60	2026.90	2417.80	6332.30
1800 - 1815	457	491	588	1536	454.80	492.10	594.20	1541.10
1815 - 1830	403	437	498	1338	402.10	435.40	500.30	1337.80
1830 - 1845	357	399	491	1247	358.60	401.60	493.10	1253.30
1845 - 1900	321	383	459	1163	319.70	382.20	461.70	1163.60
1800 - 1900	1538	1710	2036	5284	1535.20	1711.30	2049.30	5295.80

Session Total	18835	20835	23559	63229	19112.10	21173.30	24086.90	64372.30
Session Average	392.40	434.06	490.81	1317.27	398.17	441.11	501.81	1341.09

Date
Saturday 10 November 2018

Weather
Cloudy
Temp: 11°C

1000 - 1600 (Saturday 6H Session)

	Vehicles Total				PCU Total			
TIME	Junction 1	Junction 2	Junction 3	Combined	Junction 1	Junction 2	Junction 3	Combined
0700 - 0715	363	377	450	1190	369.50	381.20	458.70	1209.40
0715 - 0730	486	464	509	1459	493.80	475.60	524.90	1494.30
0730 - 0745	590	555	587	1732	589.30	556.10	591.10	1736.50
0745 - 0800	613	487	556	1656	625.40	496.20	569.30	1690.90
0700 - 0800	2052	1883	2102	6037	2078.00	1909.10	2144.00	6131.10
0800 - 0815	632	496	573	1701	645.10	509.80	587.90	1742.80
0815 - 0830	561	470	549	1580	566.80	472.40	555.50	1594.70
0830 - 0845	459	425	485	1369	463.10	435.60	500.00	1398.70
0845 - 0900	422	436	515	1373	429.90	448.30	530.50	1408.70
0800 - 0900	2074	1827	2122	6023	2104.90	1866.10	2173.90	6144.90
0900 - 0915	330	391	400	1121	343.40	403.70	415.30	1162.40
0915 - 0930	383	399	460	1242	395.40	412.30	480.60	1288.30
0930 - 0945	407	444	481	1332	413.30	453.30	493.00	1359.60
0945 - 1000	327	318	383	1028	330.60	323.60	391.90	1046.10
0900 - 1000	1447	1552	1724	4723	1482.70	1592.90	1780.80	4856.40
1000 - 1015	305	365	409	1079	315.30	375.80	422.80	1113.90
1015 - 1030	314	371	416	1101	329.10	388.20	435.60	1152.90
1030 - 1045	298	357	423	1078	305.60	366.70	436.30	1108.60
1045 - 1100	300	327	381	1008	307.50	338.50	395.00	1041.00
1000 - 1100	1217	1420	1629	4266	1257.50	1469.20	1689.70	4416.40
1100 - 1115	317	408	439	1164	328.70	417.70	453.20	1199.60
1115 - 1130	325	397	454	1176	332.40	404.60	464.50	1201.50
1130 - 1145	330	383	465	1178	339.30	392.30	477.00	1208.60
1145 - 1200	318	401	440	1159	322.00	404.10	444.90	1171.00
1100 - 1200	1290	1589	1798	4677	1322.40	1618.70	1839.60	4780.70
1200 - 1215	332	401	442	1175	342.60	410.30	453.30	1206.20
1215 - 1230	326	410	488	1224	333.70	420.20	504.50	1258.40
1230 - 1245	323	394	416	1133	324.30	400.50	424.40	1149.20
1245 - 1300	348	427	502	1277	350.90	432.70	513.40	1297.00
1200 - 1300	1329	1632	1848	4809	1351.50	1663.70	1895.60	4910.80
1300 - 1315	300	365	405	1070	305.20	371.40	414.30	1090.90
1315 - 1330	346	406	444	1196	350.50	414.60	453.40	1218.50
1330 - 1345	312	346	429	1087	322.80	354.30	438.30	1115.40
1345 - 1400	343	408	450	1201	353.70	419.80	466.30	1239.80
1300 - 1400	1301	1525	1728	4554	1332.20	1560.10	1772.30	4664.60
1400 - 1415	305	360	405	1070	310.80	365.00	411.70	1087.50
1415 - 1430	362	424	470	1256	367.90	428.00	478.50	1274.40
1430 - 1445	348	399	474	1221	349.40	403.70	482.10	1235.20
1445 - 1500	373	436	488	1297	379.20	440.60	496.60	1316.40
1400 - 1500	1388	1619	1837	4844	1407.30	1637.30	1868.90	4913.50
1500 - 1515	425	469	508	1402	430.20	481.40	522.40	1434.00
1515 - 1530	450	447	488	1385	464.80	462.90	502.90	1430.60
1530 - 1545	431	446	487	1364	433.00	451.20	497.30	1381.50
1545 - 1600	418	455	497	1370	421.50	459.10	504.50	1385.10
1500 - 1600	1724	1817	1980	5521	1749.50	1854.60	2027.10	5631.20
1600 - 1615	479	457	514	1450	484.10	469.60	529.80	1483.50
1615 - 1630	469	465	545	1479	472.70	470.80	554.40	1497.90
1630 - 1645	475	489	540	1504	475.80	493.00	549.10	1517.90
1645 - 1700	519	489	559	1567	522.40	491.80	567.80	1582.00
1600 - 1700	1942	1900	2158	6000	1955.00	1925.20	2201.10	6081.30
1700 - 1715	492	482	542	1516	494.30	486.20	547.90	1528.40
1715 - 1730	492	481	560	1533	494.40	482.20	564.70	1541.30
1730 - 1745	471	471	566	1508	469.70	472.20	567.40	1509.30
1745 - 1800	525	484	564	1573	525.50	485.00	570.40	1580.90
1700 - 1800	1980	1918	2232	6130	1983.90	1925.60	2250.40	6159.90
1800 - 1815	489	486	544	1519	492.10	490.20	546.00	1528.30
1815 - 1830	460	472	513	1445	464.00	477.40	524.50	1465.90
1830 - 1845	384	425	443	1252	381.50	422.80	443.30	1247.60
1845 - 1900	390	444	469	1303	395.70	448.30	474.30	1318.30
1800 - 1900	1723	1827	1969	5519	1733.30	1838.70	1988.10	5560.10

Session Total	19467	20509	23127	63103	19758.20	20861.20	23631.50	64250.90
Session Average	405.56	427.27	481.81	1314.65	411.63	434.61	492.32	1338.56

Epsom
Classified Junction Count

Site 1 of 3
A24 Dorking Road (East)
Woodcote Side
A24 Dorking Road (West)
Castle Road

Lat/Long
lat 51.324869° lon -0.279984°

Date
Tuesday 12 November 2019

Weather
Cloudy
Temp: 6°C

0700 - 1900 (Tuesday 12H Session)

	Movement 1.1: Left from A24 Dorking Road (East) to Woodcote Side								Original Data		OGV1	
TIME	P/CYCLE	M/CYCLE	CAR	TAXI	LGV	OGV1	OGV2	BUS/COACH	TOTAL	PCU TOTAL	Ambulances	Other
0700 - 0715	1	0	1	0	0	0	0	1	3	3.20	0	0
0715 - 0730	1	0	2	0	1	0	0	1	5	5.20	0	0
0730 - 0745	0	0	6	0	1	0	0	2	9	11.00	0	0
0745 - 0800	0	0	8	0	0	0	0	1	9	10.00	0	0
Hourly Total	2	0	17	0	2	0	0	5	26	29.40	0	0
Hourly Average	0.50	0.00	4.25	0.00	0.50	0.00	0.00	1.25	6.50	7.35	0.00	0.00
0800 - 0815	2	1	25	0	1	0	0	1	30	28.80	0	0
0815 - 0830	2	0	29	0	0	0	0	2	33	33.40	0	0
0830 - 0845	1	0	25	0	1	0	0	1	28	28.20	0	0
0845 - 0900	0	0	16	0	2	0	1	1	20	22.30	0	0
Hourly Total	5	1	95	0	4	0	1	5	111	112.70	0	0
Hourly Average	1.25	0.25	23.75	0.00	1.00	0.00	0.25	1.25	27.75	28.18	0.00	0.00
0900 - 0915	0	0	3	0	0	0	0	0	3	3.00	0	0
0915 - 0930	0	1	6	0	1	1	0	1	10	10.90	0	1
0930 - 0945	0	1	11	0	1	0	0	3	16	18.40	0	0
0945 - 1000	0	0	10	0	0	0	0	1	11	12.00	0	0
Hourly Total	0	2	30	0	2	1	0	5	40	44.30	0	1
Hourly Average	0.00	0.50	7.50	0.00	0.50	0.25	0.00	1.25	10.00	11.08	0.00	0.25
1000 - 1015	1	0	12	0	1	0	0	1	15	15.20	0	0
1015 - 1030	1	0	9	0	0	0	0	1	11	11.20	0	0
1030 - 1045	0	0	9	0	1	0	0	1	11	12.00	0	0
1045 - 1100	0	0	13	0	0	0	0	1	14	15.00	0	0
Hourly Total	2	0	43	0	2	0	0	4	51	53.40	0	0
Hourly Average	0.50	0.00	10.75	0.00	0.50	0.00	0.00	1.00	12.75	13.35	0.00	0.00
1100 - 1115	1	0	10	0	0	0	0	1	12	12.20	0	0
1115 - 1130	0	0	10	0	3	0	0	1	14	15.00	0	0
1130 - 1145	0	0	6	0	0	0	0	2	8	10.00	0	0
1145 - 1200	0	0	10	0	3	0	0	1	14	15.00	0	0
Hourly Total	1	0	36	0	6	0	0	5	48	52.20	0	0
Hourly Average	0.25	0.00	9.00	0.00	1.50	0.00	0.00	1.25	12.00	13.05	0.00	0.00
1200 - 1215	0	0	10	0	1	0	0	1	12	13.00	0	0
1215 - 1230	1	0	10	0	2	0	0	2	15	16.20	0	0
1230 - 1245	0	0	6	0	1	2	0	0	9	10.00	0	2
1245 - 1300	1	0	9	0	1	0	0	1	12	12.20	0	0
Hourly Total	2	0	35	0	5	2	0	4	48	51.40	0	2
Hourly Average	0.50	0.00	8.75	0.00	1.25	0.50	0.00	1.00	12.00	12.85	0.00	0.50
1300 - 1315	0	0	10	0	1	0	0	1	12	13.00	0	0
1315 - 1330	0	0	8	0	1	0	0	1	10	11.00	0	0
1330 - 1345	0	0	8	0	0	0	0	2	10	12.00	0	0
1345 - 1400	0	0	9	0	1	0	0	1	11	12.00	0	0
Hourly Total	0	0	35	0	3	0	0	5	43	48.00	0	0
Hourly Average	0.00	0.00	8.75	0.00	0.75	0.00	0.00	1.25	10.75	12.00	0.00	0.00
1400 - 1415	0	1	11	0	0	0	0	1	13	13.40	0	0
1415 - 1430	0	0	8	0	0	0	0	2	10	12.00	0	0
1430 - 1445	0	1	6	0	0	0	0	0	7	6.40	0	0
1445 - 1500	0	1	6	0	1	0	0	1	9	9.40	0	0
Hourly Total	0	3	31	0	1	0	0	4	39	41.20	0	0
Hourly Average	0.00	0.75	7.75	0.00	0.25	0.00	0.00	1.00	9.75	10.30	0.00	0.00
1500 - 1515	0	0	8	0	2	0	0	2	12	14.00	0	0
1515 - 1530	1	0	15	0	0	0	0	2	18	19.20	0	0
1530 - 1545	0	2	12	0	2	0	0	0	16	14.80	0	0
1545 - 1600	0	0	9	0	3	0	0	1	13	14.00	0	0
Hourly Total	1	2	44	0	7	0	0	5	59	62.00	0	0
Hourly Average	0.25	0.50	11.00	0.00	1.75	0.00	0.00	1.25	14.75	15.50	0.00	0.00
1600 - 1615	0	0	12	0	1	0	0	2	15	17.00	0	0
1615 - 1630	1	0	12	0	4	0	0	2	19	20.20	0	0
1630 - 1645	0	0	11	0	2	0	0	0	13	13.00	0	0
1645 - 1700	1	0	5	0	1	1	0	1	9	9.70	0	1
Hourly Total	2	0	40	0	8	1	0	5	56	59.90	0	1
Hourly Average	0.50	0.00	10.00	0.00	2.00	0.25	0.00	1.25	14.00	14.98	0.00	0.25
1700 - 1715	0	0	12	0	0	0	0	1	13	14.00	0	0
1715 - 1730	1	1	17	0	0	0	0	0	19	17.60	0	0
1730 - 1745	2	1	17	0	1	0	0	1	22	20.80	0	0
1745 - 1800	0	0	10	0	0	0	0	2	12	14.00	0	0
Hourly Total	3	2	56	0	1	0	0	4	66	66.40	0	0
Hourly Average	0.75	0.50	14.00	0.00	0.25	0.00	0.00	1.00	16.50	16.60	0.00	0.00
1800 - 1815	2	2	19	0	1	0	0	1	25	23.20	0	0
1815 - 1830	2	2	17	0	0	0	0	1	22	20.20	0	0
1830 - 1845	0	1	6	0	0	0	0	1	8	8.40	0	0
1845 - 1900	3	1	5	0	0	0	0	1	10	8.00	0	0
Hourly Total	7	6	47	0	1	0	0	4	65	59.80	0	0
Hourly Average	1.75	1.50	11.75	0.00	0.25	0.00	0.00	1.00	16.25	14.95	0.00	0.00
Session Total	25	16	509	0	42	4	1	55	652	680.70	0	4
Session Average	0.52	0.33	10.60	0.00	0.88	0.08	0.02	1.15	13.58	14.18	0.00	0.08

Date
Wednesday 13 November 2019

Weather
Cloudy
Temp: 8°C

0700 - 1900 (Wednesday 12H Session)

	Movement 1.1: Left from A24 Dorking Road (East) to Woodcote Side								Original Data		OGV1	
TIME	P/CYCLE	M/CYCLE	CAR	TAXI	LGV	OGV1	OGV2	BUS/COACH	TOTAL	PCU TOTAL	Ambulances	Other
0700 - 0715	0	0	1	0	0	0	0	1	2	3.00	0	0
0715 - 0730	0	0	0	0	1	0	0	2	3	5.00	0	0
0730 - 0745	0	0	8	0	0	0	0	1	9	10.00	0	0
0745 - 0800	0	0	4	0	1	0	0	1	6	7.00	0	0
Hourly Total	0	0	13	0	2	0	0	5	20	25.00	0	0
Hourly Average	0.00	0.00	3.25	0.00	0.50	0.00	0.00	1.25	5.00	6.25	0.00	0.00
0800 - 0815	0	0	25	0	2	0	0	1	28	29.00	0	0
0815 - 0830	2	0	30	0	2	0	0	1	35	34.40	0	0
0830 - 0845	0	0	23	0	1	0	0	2	26	28.00	0	0
0845 - 0900	0	0	13	0	0	0	0	1	14	15.00	0	0
Hourly Total	2	0	91	0	5	0	0	5	103	106.40	0	0
Hourly Average	0.50	0.00	22.75	0.00	1.25	0.00	0.00	1.25	25.75	26.60	0.00	0.00
0900 - 0915	0	1	4	0	1	0	0	0	6	5.40	0	0
0915 - 0930	1	0	7	0	2	0	0	3	13	15.20	0	0
0930 - 0945	0	1	9	0	1	0	0	1	12	12.40	0	0
0945 - 1000	2	0	3	0	0	0	0	1	6	5.40	0	0
Hourly Total	3	2	23	0	4	0	0	5	37	38.40	0	0
Hourly Average	0.75	0.50	5.75	0.00	1.00	0.00	0.00	1.25	9.25	9.60	0.00	0.00
1000 - 1015	0	0	4	0	0	0	0	1	5	6.00	0	0
1015 - 1030	0	0	5	0	0	0	1	1	7	9.30	0	0
1030 - 1045	0	2	2	0	2	0	0	1	7	6.80	0	0
1045 - 1100	0	0	8	0	0	0	0	1	9	10.00	0	0
Hourly Total	0	2	19	0	2	0	1	4	28	32.10	0	0
Hourly Average	0.00	0.50	4.75	0.00	0.50	0.00	0.25	1.00	7.00	8.03	0.00	0.00
1100 - 1115	0	0	6	0	1	0	0	1	8	9.00	0	0
1115 - 1130	1	1	10	0	1	0	0	0	13	11.60	0	0
1130 - 1145	0	0	10	0	1	0	0	2	13	15.00	0	0
1145 - 1200	0	1	7	0	0	0	0	1	9	9.40	0	0
Hourly Total	1	2	33	0	3	0	0	4	43	45.00	0	0
Hourly Average	0.25	0.50	8.25	0.00	0.75	0.00	0.00	1.00	10.75	11.25	0.00	0.00
1200 - 1215	0	0	14	0	0	0	0	1	15	16.00	0	0
1215 - 1230	0	0	11	0	0	0	0	1	12	13.00	0	0
1230 - 1245	1	1	9	0	0	1	0	1	13	13.10	0	1
1245 - 1300	0	1	5	0	0	0	0	1	7	7.40	0	0
Hourly Total	1	2	39	0	0	1	0	4	47	49.50	0	1
Hourly Average	0.25	0.50	9.75	0.00	0.00	0.25	0.00	1.00	11.75	12.38	0.00	0.25
1300 - 1315	0	0	6	0	0	0	0	1	7	8.00	0	0
1315 - 1330	1	0	2	0	0	0	0	2	5	6.20	0	0
1330 - 1345	0	0	4	0	1	0	0	1	6	7.00	0	0
1345 - 1400	0	0	9	0	1	0	0	1	11	12.00	0	0
Hourly Total	1	0	21	0	2	0	0	5	29	33.20	0	0
Hourly Average	0.25	0.00	5.25	0.00	0.50	0.00	0.00	1.25	7.25	8.30	0.00	0.00
1400 - 1415	0	1	6	0	2	0	0	1	10	10.40	0	0
1415 - 1430	1	0	6	0	0	0	0	2	9	10.20	0	0
1430 - 1445	0	0	4	0	0	0	0	0	4	4.00	0	0
1445 - 1500	0	0	8	0	2	0	0	1	11	12.00	0	0
Hourly Total	1	1	24	0	4	0	0	4	34	36.60	0	0
Hourly Average	0.25	0.25	6.00	0.00	1.00	0.00	0.00	1.00	8.50	9.15	0.00	0.00
1500 - 1515	1	0	14	0	1	0	0	1	17	17.20	0	0
1515 - 1530	0	0	15	0	0	0	0	3	18	21.00	0	0
1530 - 1545	0	1	21	0	2	0	0	0	24	23.40	0	0
1545 - 1600	0	1	12	0	0	0	0	1	14	14.40	0	0
Hourly Total	1	2	62	0	3	0	0	5	73	76.00	0	0
Hourly Average	0.25	0.50	15.50	0.00	0.75	0.00	0.00	1.25	18.25	19.00	0.00	0.00
1600 - 1615	0	0	12	0	3	0	0	1	16	17.00	0	0
1615 - 1630	0	1	15	0	0	0	0	2	18	19.40	0	0
1630 - 1645	0	0	23	0	1	0	0	0	24	24.00	0	0
1645 - 1700	1	1	16	0	0	0	0	1	19	18.60	0	0
Hourly Total	1	2	66	0	4	0	0	4	77	79.00	0	0
Hourly Average	0.25	0.50	16.50	0.00	1.00	0.00	0.00	1.00	19.25	19.75	0.00	0.00
1700 - 1715	1	0	10	0	2	0	0	1	14	14.20	0	0
1715 - 1730	0	1	13	0	0	0	0	2	16	17.40	0	0
1730 - 1745	0	2	13	0	0	0	0	0	15	13.80	0	0
1745 - 1800	2	0	11	0	0	0	0	2	15	15.40	0	0
Hourly Total	3	3	47	0	2	0	0	5	60	60.80	0	0
Hourly Average	0.75	0.75	11.75	0.00	0.50	0.00	0.00	1.25	15.00	15.20	0.00	0.00
1800 - 1815	1	0	11	0	0	0	0	1	13	13.20	0	0
1815 - 1830	0	2	8	0	0	0	0	0	10	8.80	0	0
1830 - 1845	2	0	6	0	0	0	0	0	8	6.40	0	0
1845 - 1900	0	0	2	0	0	0	0	1	3	4.00	0	0
Hourly Total	3	2	27	0	0	0	0	2	34	32.40	0	0
Hourly Average	0.75	0.50	6.75	0.00	0.00	0.00	0.00	0.50	8.50	8.10	0.00	0.00
Session Total	17	18	465	0	31	1	1	52	585	614.40	0	1
Session Average	0.35	0.38	9.69	0.00	0.65	0.02	0.02	1.08	12.19	12.80	0.00	0.02

Epsom
Classified Junction Count

Site 1 of 3
A24 Dorking Road (East)
Woodcote Side
A24 Dorking Road (West)
Castle Road

Lat/Long
lat 51.324869° lon -0.279984°

Date
Tuesday 12 November 2019

Weather
Cloudy
Temp: 6°C

0700 - 1900 (Tuesday 12H Session)

	Movement 1.2: Westbound from A24 Dorking Road (East) to A24 Dorking Road (West)								Original Data		OGV1	
TIME	P/CYCLE	M/CYCLE	CAR	TAXI	LGV	OGV1	OGV2	BUS/COACH	TOTAL	PCU TOTAL	Ambulances	Other
0700 - 0715	2	0	85	0	10	2	1	1	101	102.70	0	2
0715 - 0730	4	0	148	0	15	2	1	1	171	171.10	0	2
0730 - 0745	1	1	181	1	26	1	1	2	214	216.40	0	1
0745 - 0800	1	1	156	0	23	2	0	0	183	182.60	0	2
Hourly Total	8	2	570	1	74	7	3	4	669	672.80	0	7
Hourly Average	2.00	0.50	142.50	0.25	18.50	1.75	0.75	1.00	167.25	168.20	0.00	1.75
0800 - 0815	2	2	163	0	19	2	1	5	194	198.50	0	2
0815 - 0830	3	0	139	1	9	3	1	2	158	160.40	0	3
0830 - 0845	0	0	136	0	13	0	0	2	151	153.00	0	0
0845 - 0900	1	2	105	0	6	0	0	4	118	120.00	0	0
Hourly Total	6	4	543	1	47	5	2	13	621	631.90	0	5
Hourly Average	1.50	1.00	135.75	0.25	11.75	1.25	0.50	3.25	155.25	157.98	0.00	1.25
0900 - 0915	0	0	116	0	16	0	1	2	135	138.30	0	0
0915 - 0930	1	2	103	0	14	0	2	1	123	124.60	0	0
0930 - 0945	0	1	89	0	17	2	2	3	114	120.00	0	2
0945 - 1000	1	1	99	0	24	2	1	1	129	130.90	0	2
Hourly Total	2	4	407	0	71	4	6	7	501	513.80	0	4
Hourly Average	0.50	1.00	101.75	0.00	17.75	1.00	1.50	1.75	125.25	128.45	0.00	1.00
1000 - 1015	1	1	86	0	25	4	1	0	118	119.90	0	4
1015 - 1030	0	1	83	1	16	0	0	1	102	102.40	0	0
1030 - 1045	2	2	87	0	13	6	0	1	111	112.20	0	6
1045 - 1100	0	1	88	0	18	6	1	1	115	119.70	0	6
Hourly Total	3	5	344	1	72	16	2	3	446	454.20	0	16
Hourly Average	0.75	1.25	86.00	0.25	18.00	4.00	0.50	0.75	111.50	113.55	0.00	4.00
1100 - 1115	1	0	77	0	19	5	2	1	105	110.30	0	5
1115 - 1130	0	1	113	0	22	5	1	2	144	149.20	0	5
1130 - 1145	0	1	97	0	21	0	2	0	121	123.00	0	0
1145 - 1200	1	2	114	0	18	8	1	2	146	151.30	0	8
Hourly Total	2	4	401	0	80	18	6	5	516	533.80	0	18
Hourly Average	0.50	1.00	100.25	0.00	20.00	4.50	1.50	1.25	129.00	133.45	0.00	4.50
1200 - 1215	0	2	91	0	15	4	1	0	113	115.10	0	4
1215 - 1230	0	1	116	0	13	2	0	2	134	136.40	0	2
1230 - 1245	0	1	97	1	20	1	0	1	121	121.90	0	1
1245 - 1300	1	1	97	0	16	4	1	3	123	127.90	0	4
Hourly Total	1	5	401	1	64	11	2	6	491	501.30	0	11
Hourly Average	0.25	1.25	100.25	0.25	16.00	2.75	0.50	1.50	122.75	125.33	0.00	2.75
1300 - 1315	0	2	124	0	17	4	0	0	147	147.80	0	4
1315 - 1330	1	0	124	0	21	3	1	1	151	154.00	0	3
1330 - 1345	0	1	117	0	14	2	1	2	137	140.70	0	2
1345 - 1400	1	0	112	0	15	4	1	1	134	137.50	0	4
Hourly Total	2	3	477	0	67	13	3	4	569	580.00	0	13
Hourly Average	0.50	0.75	119.25	0.00	16.75	3.25	0.75	1.00	142.25	145.00	0.00	3.25
1400 - 1415	0	2	81	0	15	4	1	1	104	107.10	0	4
1415 - 1430	0	1	112	0	10	4	1	1	129	132.70	0	4
1430 - 1445	1	1	110	0	18	0	1	1	132	132.90	0	0
1445 - 1500	0	2	119	1	13	1	1	0	137	137.60	0	1
Hourly Total	1	6	422	1	56	9	4	3	502	510.30	0	9
Hourly Average	0.25	1.50	105.50	0.25	14.00	2.25	1.00	0.75	125.50	127.58	0.00	2.25
1500 - 1515	1	0	151	0	21	1	1	1	176	178.00	0	1
1515 - 1530	0	0	145	0	14	2	0	5	166	172.00	0	2
1530 - 1545	0	1	114	0	16	1	1	2	135	138.20	0	1
1545 - 1600	0	1	141	0	17	1	0	2	162	163.90	0	1
Hourly Total	1	2	551	0	68	5	2	10	639	652.10	0	5
Hourly Average	0.25	0.50	137.75	0.00	17.00	1.25	0.50	2.50	159.75	163.03	0.00	1.25
1600 - 1615	1	1	143	0	17	3	0	1	166	167.10	0	3
1615 - 1630	0	4	152	0	17	2	0	1	176	175.60	0	2
1630 - 1645	0	2	154	0	11	1	1	1	170	171.60	0	1
1645 - 1700	1	1	123	0	11	1	0	2	139	140.10	0	1
Hourly Total	2	8	572	0	56	7	1	5	651	654.40	0	7
Hourly Average	0.50	2.00	143.00	0.00	14.00	1.75	0.25	1.25	162.75	163.60	0.00	1.75
1700 - 1715	1	1	149	0	10	2	1	2	166	168.90	0	2
1715 - 1730	2	2	130	0	12	3	0	3	152	153.70	0	3
1730 - 1745	3	5	118	0	6	1	0	2	135	132.10	0	1
1745 - 1800	1	1	130	0	7	3	0	1	143	144.10	0	3
Hourly Total	7	9	527	0	35	9	1	8	596	598.80	0	9
Hourly Average	1.75	2.25	131.75	0.00	8.75	2.25	0.25	2.00	149.00	149.70	0.00	2.25
1800 - 1815	1	1	151	1	5	0	0	1	160	159.60	0	0
1815 - 1830	1	4	124	0	7	2	0	1	139	137.80	0	2
1830 - 1845	0	1	98	0	7	2	0	2	110	112.40	0	2
1845 - 1900	2	1	95	0	4	1	0	2	105	105.30	0	1
Hourly Total	4	7	468	1	23	5	0	6	514	515.10	0	5
Hourly Average	1.00	1.75	117.00	0.25	5.75	1.25	0.00	1.50	128.50	128.78	0.00	1.25
Session Total	39	59	5683	6	713	109	32	74	6715	6818.50	0	109
Session Average	0.81	1.23	118.40	0.13	14.85	2.27	0.67	1.54	139.90	142.05	0.00	2.27

Date
Wednesday 13 November 2019

Weather
Cloudy
Temp: 8°C

0700 - 1900 (Wednesday 12H Session)

	Movement 1.2: Westbound from A24 Dorking Road (East) to A24 Dorking Road (West)								Original Data		OGV1	
TIME	P/CYCLE	M/CYCLE	CAR	TAXI	LGV	OGV1	OGV2	BUS/COACH	TOTAL	PCU TOTAL	Ambulances	Other
0700 - 0715	1	2	110	0	16	2	1	2	134	136.30	0	2
0715 - 0730	0	1	139	0	17	2	1	2	162	165.70	0	2
0730 - 0745	2	2	188	1	26	3	2	2	226	229.30	0	3
0745 - 0800	0	2	200	0	19	5	0	6	232	239.30	0	5
Hourly Total	3	7	637	1	78	12	4	12	754	770.60	0	12
Hourly Average	0.75	1.75	159.25	0.25	19.50	3.00	1.00	3.00	188.50	192.65	0.00	3.00
0800 - 0815	3	0	182	0	23	4	2	5	219	226.20	1	3
0815 - 0830	3	1	159	0	17	1	0	3	184	184.50	0	1
0830 - 0845	1	1	117	0	21	3	0	0	143	143.10	0	3
0845 - 0900	1	0	103	0	18	2	2	2	128	132.80	0	2
Hourly Total	8	2	561	0	79	10	4	10	674	686.60	1	9
Hourly Average	2.00	0.50	140.25	0.00	19.75	2.50	1.00	2.50	168.50	171.65	0.25	2.25
0900 - 0915	0	1	80	0	8	4	0	3	96	100.40	0	4
0915 - 0930	1	0	121	0	11	2	1	3	139	143.50	1	1
0930 - 0945	0	2	123	0	10	2	1	2	140	143.10	0	2
0945 - 1000	1	0	97	0	6	3	0	1	108	109.70	0	3
Hourly Total	2	3	421	0	35	11	2	9	483	496.70	1	10
Hourly Average	0.50	0.75	105.25	0.00	8.75	2.75	0.50	2.25	120.75	124.18	0.25	2.50
1000 - 1015	2	1	84	0	10	4	1	2	104	107.10	0	4
1015 - 1030	1	1	91	0	13	3	2	2	113	117.70	0	3
1030 - 1045	0	0	81	0	11	5	0	0	97	99.50	0	5
1045 - 1100	0	1	72	0	12	4	3	1	93	99.30	0	4
Hourly Total	3	3	328	0	46	16	6	5	407	423.60	0	16
Hourly Average	0.75	0.75	82.00	0.00	11.50	4.00	1.50	1.25	101.75	105.90	0.00	4.00
1100 - 1115	0	0	90	1	15	3	0	2	111	114.50	1	2
1115 - 1130	0	1	92	0	16	3	1	3	116	121.20	1	2
1130 - 1145	0	2	91	0	23	2	0	0	118	117.80	0	2
1145 - 1200	0	2	97	0	16	3	0	1	119	120.30	1	2
Hourly Total	0	5	370	1	70	11	1	6	464	473.80	3	8
Hourly Average	0.00	1.25	92.50	0.25	17.50	2.75	0.25	1.50	116.00	118.45	0.75	2.00
1200 - 1215	0	1	101	0	18	4	2	1	127	132.00	0	4
1215 - 1230	0	0	103	0	20	5	1	1	130	134.80	0	5
1230 - 1245	1	1	113	0	13	4	0	1	133	134.60	0	4
1245 - 1300	1	3	108	0	21	3	0	3	139	140.90	0	3
Hourly Total	2	5	425	0	72	16	3	6	529	542.30	0	16
Hourly Average	0.50	1.25	106.25	0.00	18.00	4.00	0.75	1.50	132.25	135.58	0.00	4.00
1300 - 1315	0	0	119	0	12	2	0	0	133	134.00	1	1
1315 - 1330	1	0	103	1	16	3	1	1	126	129.00	0	3
1330 - 1345	0	0	86	0	13	4	1	1	105	109.30	0	4
1345 - 1400	0	0	111	0	20	5	0	1	137	140.50	1	4
Hourly Total	1	0	419	1	61	14	2	3	501	512.80	2	12
Hourly Average	0.25	0.00	104.75	0.25	15.25	3.50	0.50	0.75	125.25	128.20	0.50	3.00
1400 - 1415	0	3	100	0	10	1	0	1	115	114.70	0	1
1415 - 1430	1	1	118	0	15	2	0	2	139	140.60	1	1
1430 - 1445	0	2	111	1	8	3	1	0	126	127.60	0	3
1445 - 1500	0	2	133	1	17	3	0	1	157	158.30	0	3
Hourly Total	1	8	462	2	50	9	1	4	537	541.20	1	8
Hourly Average	0.25	2.00	115.50	0.50	12.50	2.25	0.25	1.00	134.25	135.30	0.25	2.00
1500 - 1515	1	1	144	0	13	4	0	1	164	165.60	0	4
1515 - 1530	0	2	160	0	15	5	0	5	187	193.30	0	5
1530 - 1545	0	2	125	0	12	3	0	1	143	144.30	0	3
1545 - 1600	1	1	138	0	14	3	0	2	159	161.10	0	3
Hourly Total	2	6	567	0	54	15	0	9	653	664.30	0	15
Hourly Average	0.50	1.50	141.75	0.00	13.50	3.75	0.00	2.25	163.25	166.08	0.00	3.75
1600 - 1615	1	0	163	0	16	2	0	2	184	186.20	0	2
1615 - 1630	0	2	136	0	16	2	0	1	157	157.80	0	2
1630 - 1645	2	2	142	0	13	1	0	1	161	159.70	0	1
1645 - 1700	1	1	158	0	12	2	0	2	176	177.60	0	2
Hourly Total	4	5	599	0	57	7	0	6	678	681.30	0	7
Hourly Average	1.00	1.25	149.75	0.00	14.25	1.75	0.00	1.50	169.50	170.33	0.00	1.75
1700 - 1715	1	0	163	0	10	1	0	2	177	178.70	1	0
1715 - 1730	3	1	146	1	12	2	0	2	167	167.00	0	2
1730 - 1745	1	3	144	0	15	2	0	3	168	169.40	0	2
1745 - 1800	2	2	181	0	12	0	1	1	199	198.50	0	0
Hourly Total	7	6	634	1	49	5	1	8	711	713.60	1	4
Hourly Average	1.75	1.50	158.50	0.25	12.25	1.25	0.25	2.00	177.75	178.40	0.25	1.00
1800 - 1815	2	1	161	2	6	0	0	2	174	173.80	0	0
1815 - 1830	1	3	146	0	7	4	2	3	166	171.00	4	0
1830 - 1845	2	2	126	1	2	0	0	3	136	136.20	0	0
1845 - 1900	3	0	145	2	7	2	0	3	162	163.60	0	2
Hourly Total	8	6	578	5	22	6	2	11	638	644.60	4	2
Hourly Average	2.00	1.50	144.50	1.25	5.50	1.50	0.50	2.75	159.50	161.15	1.00	0.50
Session Total	41	56	6001	11	673	132	26	89	7029	7151.40	13	119
Session Average	0.85	1.17	125.02	0.23	14.02	2.75	0.54	1.85	146.44	148.99	0.27	2.48

Epsom
Classified Junction Count

Site 1 of 3
A24 Dorking Road (East)
Woodcote Side
A24 Dorking Road (West)
Castle Road

Lat/Long
lat 51.324869° lon -0.279984°

Date
Tuesday 12 November 2019

Weather
Cloudy
Temp: 6°C

0700 - 1900 (Tuesday 12H Session)

	Movement 1.3: Right from A24 Dorking Road (East) to Castle Road								Original Data		OGV1	
TIME	P/CYCLE	M/CYCLE	CAR	TAXI	LGV	OGV1	OGV2	BUS/COACH	TOTAL	PCU TOTAL	Ambulances	Other
0700 - 0715	0	0	0	0	0	0	0	0	0	0.00	0	0
0715 - 0730	0	0	0	0	0	0	0	0	0	0.00	0	0
0730 - 0745	0	0	0	0	0	0	0	0	0	0.00	0	0
0745 - 0800	0	0	0	0	0	0	0	0	0	0.00	0	0
Hourly Total	0	0	0	0	0	0	0	0	0	0.00	0	0
Hourly Average	0.00	0.00	0.00	0.00	0.00	0.00	0.00	0.00	0.00	0.00	0.00	0.00
0800 - 0815	0	0	0	0	0	0	0	0	0	0.00	0	0
0815 - 0830	0	0	0	0	0	0	0	0	0	0.00	0	0
0830 - 0845	0	0	0	0	0	0	0	0	0	0.00	0	0
0845 - 0900	0	0	0	0	0	0	0	0	0	0.00	0	0
Hourly Total	0	0	0	0	0	0	0	0	0	0.00	0	0
Hourly Average	0.00	0.00	0.00	0.00	0.00	0.00	0.00	0.00	0.00	0.00	0.00	0.00
0900 - 0915	0	0	0	0	0	0	0	0	0	0.00	0	0
0915 - 0930	0	0	0	0	0	0	0	0	0	0.00	0	0
0930 - 0945	0	0	0	0	0	0	0	0	0	0.00	0	0
0945 - 1000	0	0	1	0	0	0	0	0	1	1.00	0	0
Hourly Total	0	0	1	0	0	0	0	0	1	1.00	0	0
Hourly Average	0.00	0.00	0.25	0.00	0.00	0.00	0.00	0.00	0.25	0.25	0.00	0.00
1000 - 1015	0	0	0	0	0	0	0	0	0	0.00	0	0
1015 - 1030	0	1	0	0	0	0	0	0	1	0.40	0	0
1030 - 1045	0	0	1	0	0	0	0	0	1	1.00	0	0
1045 - 1100	0	0	1	0	0	0	0	0	1	1.00	0	0
Hourly Total	0	1	2	0	0	0	0	0	3	2.40	0	0
Hourly Average	0.00	0.25	0.50	0.00	0.00	0.00	0.00	0.00	0.75	0.60	0.00	0.00
1100 - 1115	0	0	0	0	0	0	0	0	0	0.00	0	0
1115 - 1130	0	0	1	0	0	0	0	0	1	1.00	0	0
1130 - 1145	0	0	1	0	0	0	0	0	1	1.00	0	0
1145 - 1200	0	0	0	0	0	0	0	0	0	0.00	0	0
Hourly Total	0	0	2	0	0	0	0	0	2	2.00	0	0
Hourly Average	0.00	0.00	0.50	0.00	0.00	0.00	0.00	0.00	0.50	0.50	0.00	0.00
1200 - 1215	0	0	0	0	0	0	0	0	0	0.00	0	0
1215 - 1230	0	0	1	0	1	0	0	0	2	2.00	0	0
1230 - 1245	0	0	0	0	0	0	0	0	0	0.00	0	0
1245 - 1300	0	0	0	0	0	0	0	0	0	0.00	0	0
Hourly Total	0	0	1	0	1	0	0	0	2	2.00	0	0
Hourly Average	0.00	0.00	0.25	0.00	0.25	0.00	0.00	0.00	0.50	0.50	0.00	0.00
1300 - 1315	0	0	0	0	0	0	0	0	0	0.00	0	0
1315 - 1330	0	0	1	0	0	0	0	0	1	1.00	0	0
1330 - 1345	0	0	1	0	0	0	0	0	1	1.00	0	0
1345 - 1400	0	0	1	0	0	0	0	0	1	1.00	0	0
Hourly Total	0	0	3	0	0	0	0	0	3	3.00	0	0
Hourly Average	0.00	0.00	0.75	0.00	0.00	0.00	0.00	0.00	0.75	0.75	0.00	0.00
1400 - 1415	0	0	0	0	0	0	0	0	0	0.00	0	0
1415 - 1430	0	0	0	0	0	0	0	0	0	0.00	0	0
1430 - 1445	0	0	0	0	0	0	0	0	0	0.00	0	0
1445 - 1500	0	0	0	0	1	0	0	0	1	1.00	0	0
Hourly Total	0	0	0	0	1	0	0	0	1	1.00	0	0
Hourly Average	0.00	0.00	0.00	0.00	0.25	0.00	0.00	0.00	0.25	0.25	0.00	0.00
1500 - 1515	0	0	0	0	0	0	0	0	0	0.00	0	0
1515 - 1530	0	0	0	0	0	0	0	0	0	0.00	0	0
1530 - 1545	0	0	0	0	0	0	0	0	0	0.00	0	0
1545 - 1600	0	0	0	0	0	0	0	0	0	0.00	0	0
Hourly Total	0	0	0	0	0	0	0	0	0	0.00	0	0
Hourly Average	0.00	0.00	0.00	0.00	0.00	0.00	0.00	0.00	0.00	0.00	0.00	0.00
1600 - 1615	0	0	0	0	0	0	0	0	0	0.00	0	0
1615 - 1630	0	0	0	0	0	0	0	0	0	0.00	0	0
1630 - 1645	0	0	0	0	0	0	0	0	0	0.00	0	0
1645 - 1700	0	0	1	0	0	0	0	0	1	1.00	0	0
Hourly Total	0	0	1	0	0	0	0	0	1	1.00	0	0
Hourly Average	0.00	0.00	0.25	0.00	0.00	0.00	0.00	0.00	0.25	0.25	0.00	0.00
1700 - 1715	0	0	0	0	0	0	0	0	0	0.00	0	0
1715 - 1730	0	0	0	0	0	0	0	0	0	0.00	0	0
1730 - 1745	0	0	0	0	0	0	0	0	0	0.00	0	0
1745 - 1800	0	0	0	0	0	0	0	0	0	0.00	0	0
Hourly Total	0	0	0	0	0	0	0	0	0	0.00	0	0
Hourly Average	0.00	0.00	0.00	0.00	0.00	0.00	0.00	0.00	0.00	0.00	0.00	0.00
1800 - 1815	0	0	0	0	0	0	0	0	0	0.00	0	0
1815 - 1830	0	0	0	0	0	0	0	0	0	0.00	0	0
1830 - 1845	0	0	1	0	0	0	0	0	1	1.00	0	0
1845 - 1900	0	0	0	0	0	0	0	0	0	0.00	0	0
Hourly Total	0	0	1	0	0	0	0	0	1	1.00	0	0
Hourly Average	0.00	0.00	0.25	0.00	0.00	0.00	0.00	0.00	0.25	0.25	0.00	0.00
Session Total	0	1	11	0	2	0	0	0	14	13.40	0	0
Session Average	0.00	0.02	0.23	0.00	0.04	0.00	0.00	0.00	0.29	0.28	0.00	0.00

Date
Wednesday 13 November 2019

Weather
Cloudy
Temp: 8°C

0700 - 1900 (Wednesday 12H Session)

	Movement 1.3: Right from A24 Dorking Road (East) to Castle Road								Original Data		OGV1	
TIME	P/CYCLE	M/CYCLE	CAR	TAXI	LGV	OGV1	OGV2	BUS/COACH	TOTAL	PCU TOTAL	Ambulances	Other
0700 - 0715	0	0	0	0	0	0	0	0	0	0.00	0	0
0715 - 0730	0	0	1	0	0	0	0	0	1	1.00	0	0
0730 - 0745	0	0	0	0	0	0	0	0	0	0.00	0	0
0745 - 0800	0	0	0	0	0	0	0	0	0	0.00	0	0
Hourly Total	0	0	1	0	0	0	0	0	1	1.00	0	0
Hourly Average	0.00	0.00	0.25	0.00	0.00	0.00	0.00	0.00	0.25	0.25	0.00	0.00
0800 - 0815	0	0	1	0	0	0	0	0	1	1.00	0	0
0815 - 0830	0	0	0	0	0	0	0	0	0	0.00	0	0
0830 - 0845	0	0	0	0	0	0	0	0	0	0.00	0	0
0845 - 0900	0	0	3	0	0	0	0	0	3	3.00	0	0
Hourly Total	0	0	4	0	0	0	0	0	4	4.00	0	0
Hourly Average	0.00	0.00	1.00	0.00	0.00	0.00	0.00	0.00	1.00	1.00	0.00	0.00
0900 - 0915	0	0	0	0	0	0	0	0	0	0.00	0	0
0915 - 0930	0	0	0	0	0	0	0	0	0	0.00	0	0
0930 - 0945	0	0	0	0	0	0	0	0	0	0.00	0	0
0945 - 1000	0	0	1	0	0	0	0	0	1	1.00	0	0
Hourly Total	0	0	1	0	0	0	0	0	1	1.00	0	0
Hourly Average	0.00	0.00	0.25	0.00	0.00	0.00	0.00	0.00	0.25	0.25	0.00	0.00
1000 - 1015	0	0	0	0	0	0	0	0	0	0.00	0	0
1015 - 1030	0	0	1	0	0	0	0	0	1	1.00	0	0
1030 - 1045	0	0	1	0	0	0	0	0	1	1.00	0	0
1045 - 1100	0	0	0	0	1	0	0	0	1	1.00	0	0
Hourly Total	0	0	2	0	1	0	0	0	3	3.00	0	0
Hourly Average	0.00	0.00	0.50	0.00	0.25	0.00	0.00	0.00	0.75	0.75	0.00	0.00
1100 - 1115	0	0	0	0	0	0	0	0	0	0.00	0	0
1115 - 1130	0	0	0	0	0	0	0	0	0	0.00	0	0
1130 - 1145	0	0	0	0	0	0	0	0	0	0.00	0	0
1145 - 1200	0	0	0	0	0	0	0	0	0	0.00	0	0
Hourly Total	0	0	0	0	0	0	0	0	0	0.00	0	0
Hourly Average	0.00	0.00	0.00	0.00	0.00	0.00	0.00	0.00	0.00	0.00	0.00	0.00
1200 - 1215	0	0	0	0	0	0	0	0	0	0.00	0	0
1215 - 1230	0	0	0	0	0	0	0	0	0	0.00	0	0
1230 - 1245	0	0	0	0	0	0	0	0	0	0.00	0	0
1245 - 1300	0	0	1	0	0	0	0	0	1	1.00	0	0
Hourly Total	0	0	1	0	0	0	0	0	1	1.00	0	0
Hourly Average	0.00	0.00	0.25	0.00	0.00	0.00	0.00	0.00	0.25	0.25	0.00	0.00
1300 - 1315	0	0	0	0	1	0	0	0	1	1.00	0	0
1315 - 1330	0	0	0	0	0	0	0	0	0	0.00	0	0
1330 - 1345	0	0	0	0	1	1	0	0	2	2.50	0	1
1345 - 1400	0	0	0	0	0	0	0	0	0	0.00	0	0
Hourly Total	0	0	0	0	2	1	0	0	3	3.50	0	1
Hourly Average	0.00	0.00	0.00	0.00	0.50	0.25	0.00	0.00	0.75	0.88	0.00	0.25
1400 - 1415	0	0	1	0	1	0	0	0	2	2.00	0	0
1415 - 1430	0	0	0	0	0	0	0	0	0	0.00	0	0
1430 - 1445	0	0	0	0	0	0	0	0	0	0.00	0	0
1445 - 1500	0	0	0	0	0	0	0	0	0	0.00	0	0
Hourly Total	0	0	1	0	1	0	0	0	2	2.00	0	0
Hourly Average	0.00	0.00	0.25	0.00	0.25	0.00	0.00	0.00	0.50	0.50	0.00	0.00
1500 - 1515	0	0	1	0	1	0	0	0	2	2.00	0	0
1515 - 1530	0	0	1	0	0	0	0	0	1	1.00	0	0
1530 - 1545	0	0	0	0	0	0	0	0	0	0.00	0	0
1545 - 1600	0	0	0	0	0	0	0	0	0	0.00	0	0
Hourly Total	0	0	2	0	1	0	0	0	3	3.00	0	0
Hourly Average	0.00	0.00	0.50	0.00	0.25	0.00	0.00	0.00	0.75	0.75	0.00	0.00
1600 - 1615	0	0	0	0	0	0	0	0	0	0.00	0	0
1615 - 1630	0	0	1	0	0	0	0	0	1	1.00	0	0
1630 - 1645	0	0	0	0	0	0	0	0	0	0.00	0	0
1645 - 1700	0	0	0	0	0	0	0	0	0	0.00	0	0
Hourly Total	0	0	1	0	0	0	0	0	1	1.00	0	0
Hourly Average	0.00	0.00	0.25	0.00	0.00	0.00	0.00	0.00	0.25	0.25	0.00	0.00
1700 - 1715	0	0	0	0	0	0	0	0	0	0.00	0	0
1715 - 1730	0	0	0	0	0	0	0	0	0	0.00	0	0
1730 - 1745	0	0	0	0	0	0	0	0	0	0.00	0	0
1745 - 1800	0	0	0	0	0	0	0	0	0	0.00	0	0
Hourly Total	0	0	0	0	0	0	0	0	0	0.00	0	0
Hourly Average	0.00	0.00	0.00	0.00	0.00	0.00	0.00	0.00	0.00	0.00	0.00	0.00
1800 - 1815	0	0	0	0	0	0	0	0	0	0.00	0	0
1815 - 1830	0	0	0	0	0	0	0	0	0	0.00	0	0
1830 - 1845	0	0	1	0	0	0	0	0	1	1.00	0	0
1845 - 1900	0	0	0	0	0	0	0	0	0	0.00	0	0
Hourly Total	0	0	1	0	0	0	0	0	1	1.00	0	0
Hourly Average	0.00	0.00	0.25	0.00	0.00	0.00	0.00	0.00	0.25	0.25	0.00	0.00
Session Total	0	0	14	0	5	1	0	0	20	20.50	0	1
Session Average	0.00	0.00	0.29	0.00	0.10	0.02	0.00	0.00	0.42	0.43	0.00	0.02

Epsom
Classified Junction Count

Site 1 of 3
A24 Dorking Road (East)
Woodcote Side
A24 Dorking Road (West)
Castle Road

Lat/Long
lat 51.324869° lon -0.279984°

Date
Tuesday 12 November 2019

Weather
Cloudy
Temp: 6°C

0700 - 1900 (Tuesday 12H Session)

	Movement 1.4: Left from Woodcote Side to A24 Dorking Road (West)								Original Data		OGV1	
TIME	P/CYCLE	M/CYCLE	CAR	TAXI	LGV	OGV1	OGV2	BUS/COACH	TOTAL	PCU TOTAL	Ambulances	Other
0700 - 0715	0	0	27	0	2	0	0	0	29	29.00	0	0
0715 - 0730	0	0	48	0	6	0	0	0	54	54.00	0	0
0730 - 0745	1	0	70	0	8	1	0	0	80	79.70	0	1
0745 - 0800	0	0	75	0	7	1	0	2	85	87.50	0	1
Hourly Total	1	0	220	0	23	2	0	2	248	250.20	0	2
Hourly Average	0.25	0.00	55.00	0.00	5.75	0.50	0.00	0.50	62.00	62.55	0.00	0.50
0800 - 0815	0	0	85	0	5	1	0	0	91	91.50	0	1
0815 - 0830	0	0	60	0	0	0	0	0	60	60.00	0	0
0830 - 0845	0	0	52	0	4	1	0	1	58	59.50	0	1
0845 - 0900	0	0	47	0	0	0	0	0	47	47.00	0	0
Hourly Total	0	0	244	0	9	2	0	1	256	258.00	0	2
Hourly Average	0.00	0.00	61.00	0.00	2.25	0.50	0.00	0.25	64.00	64.50	0.00	0.50
0900 - 0915	0	0	40	0	3	0	0	0	43	43.00	0	0
0915 - 0930	0	0	25	0	1	1	0	0	27	27.50	0	1
0930 - 0945	0	0	31	0	3	0	1	0	35	36.30	0	0
0945 - 1000	1	0	28	0	2	0	0	0	31	30.20	0	0
Hourly Total	1	0	124	0	9	1	1	0	136	137.00	0	1
Hourly Average	0.25	0.00	31.00	0.00	2.25	0.25	0.25	0.00	34.00	34.25	0.00	0.25
1000 - 1015	0	0	17	0	4	0	0	0	21	21.00	0	0
1015 - 1030	0	0	15	0	0	1	0	0	16	16.50	0	1
1030 - 1045	3	0	19	0	4	0	0	0	26	23.60	0	0
1045 - 1100	0	0	34	0	2	0	0	0	36	36.00	0	0
Hourly Total	3	0	85	0	10	1	0	0	99	97.10	0	1
Hourly Average	0.75	0.00	21.25	0.00	2.50	0.25	0.00	0.00	24.75	24.28	0.00	0.25
1100 - 1115	0	0	28	0	2	2	0	0	32	33.00	0	2
1115 - 1130	0	0	26	0	3	0	1	0	30	31.30	0	0
1130 - 1145	0	0	21	1	4	0	0	0	26	26.00	0	0
1145 - 1200	0	0	20	0	3	0	0	0	23	23.00	0	0
Hourly Total	0	0	95	1	12	2	1	0	111	113.30	0	2
Hourly Average	0.00	0.00	23.75	0.25	3.00	0.50	0.25	0.00	27.75	28.33	0.00	0.50
1200 - 1215	0	0	27	0	1	0	1	0	29	30.30	0	0
1215 - 1230	0	0	29	0	2	0	1	0	32	33.30	0	0
1230 - 1245	1	0	21	0	4	1	0	0	27	26.70	0	1
1245 - 1300	0	0	19	0	5	1	0	0	25	25.50	0	1
Hourly Total	1	0	96	0	12	2	2	0	113	115.80	0	2
Hourly Average	0.25	0.00	24.00	0.00	3.00	0.50	0.50	0.00	28.25	28.95	0.00	0.50
1300 - 1315	0	0	31	0	3	0	0	0	34	34.00	0	0
1315 - 1330	0	0	16	0	1	0	0	0	17	17.00	0	0
1330 - 1345	0	0	15	0	2	1	0	0	18	18.50	0	1
1345 - 1400	0	0	19	0	3	0	0	0	22	22.00	0	0
Hourly Total	0	0	81	0	9	1	0	0	91	91.50	0	1
Hourly Average	0.00	0.00	20.25	0.00	2.25	0.25	0.00	0.00	22.75	22.88	0.00	0.25
1400 - 1415	0	0	24	0	3	0	0	0	27	27.00	0	0
1415 - 1430	0	0	27	1	4	0	0	0	32	32.00	0	0
1430 - 1445	0	0	21	0	3	0	0	1	25	26.00	0	0
1445 - 1500	0	0	23	0	2	1	1	0	27	28.80	0	1
Hourly Total	0	0	95	1	12	1	1	1	111	113.80	0	1
Hourly Average	0.00	0.00	23.75	0.25	3.00	0.25	0.25	0.25	27.75	28.45	0.00	0.25
1500 - 1515	0	0	46	0	3	1	0	1	51	52.50	0	1
1515 - 1530	0	0	33	0	5	0	0	0	38	38.00	0	0
1530 - 1545	0	0	35	0	11	0	0	0	46	46.00	0	0
1545 - 1600	0	0	43	0	2	1	0	0	46	46.50	0	1
Hourly Total	0	0	157	0	21	2	0	1	181	183.00	0	2
Hourly Average	0.00	0.00	39.25	0.00	5.25	0.50	0.00	0.25	45.25	45.75	0.00	0.50
1600 - 1615	0	0	42	0	2	0	0	0	44	44.00	0	0
1615 - 1630	0	0	43	0	8	0	0	0	51	51.00	0	0
1630 - 1645	0	0	35	0	6	0	0	0	41	41.00	0	0
1645 - 1700	0	0	45	0	6	0	0	1	52	53.00	0	0
Hourly Total	0	0	165	0	22	0	0	1	188	189.00	0	0
Hourly Average	0.00	0.00	41.25	0.00	5.50	0.00	0.00	0.25	47.00	47.25	0.00	0.00
1700 - 1715	1	0	54	0	3	3	0	0	61	61.70	0	3
1715 - 1730	0	0	43	0	4	0	0	0	47	47.00	0	0
1730 - 1745	0	0	50	0	2	0	0	0	52	52.00	0	0
1745 - 1800	0	0	52	0	1	0	0	0	53	53.00	0	0
Hourly Total	1	0	199	0	10	3	0	0	213	213.70	0	3
Hourly Average	0.25	0.00	49.75	0.00	2.50	0.75	0.00	0.00	53.25	53.43	0.00	0.75
1800 - 1815	0	0	30	0	2	0	0	0	32	32.00	0	0
1815 - 1830	0	1	34	0	1	0	0	1	37	37.40	0	0
1830 - 1845	0	0	35	0	2	0	0	0	37	37.00	0	0
1845 - 1900	0	0	24	0	0	0	0	0	24	24.00	0	0
Hourly Total	0	1	123	0	5	0	0	1	130	130.40	0	0
Hourly Average	0.00	0.25	30.75	0.00	1.25	0.00	0.00	0.25	32.50	32.60	0.00	0.00
Session Total	7	1	1684	2	154	17	5	7	1877	1892.80	0	17
Session Average	0.15	0.02	35.08	0.04	3.21	0.35	0.10	0.15	39.10	39.43	0.00	0.35

Date
Wednesday 13 November 2019

Weather
Cloudy
Temp: 8°C

0700 - 1900 (Wednesday 12H Session)

	Movement 1.4: Left from Woodcote Side to A24 Dorking Road (West)								Original Data		OGV1	
TIME	P/CYCLE	M/CYCLE	CAR	TAXI	LGV	OGV1	OGV2	BUS/COACH	TOTAL	PCU TOTAL	Ambulances	Other
0700 - 0715	0	0	20	0	2	0	0	0	22	22.00	0	0
0715 - 0730	1	0	32	0	7	1	0	0	41	40.70	0	1
0730 - 0745	1	0	67	0	5	0	0	0	73	72.20	0	0
0745 - 0800	0	0	77	0	5	0	0	2	84	86.00	0	0
Hourly Total	2	0	196	0	19	1	0	2	220	220.90	0	1
Hourly Average	0.50	0.00	49.00	0.00	4.75	0.25	0.00	0.50	55.00	55.23	0.00	0.25
0800 - 0815	0	0	69	0	3	0	0	0	72	72.00	0	0
0815 - 0830	0	0	83	0	5	2	1	0	91	93.30	0	2
0830 - 0845	0	0	46	0	2	0	0	0	48	48.00	0	0
0845 - 0900	0	1	50	0	2	0	0	0	53	52.40	0	0
Hourly Total	0	1	248	0	12	2	1	0	264	265.70	0	2
Hourly Average	0.00	0.25	62.00	0.00	3.00	0.50	0.25	0.00	66.00	66.43	0.00	0.50
0900 - 0915	0	0	32	0	2	0	2	0	36	38.60	0	0
0915 - 0930	0	0	30	0	2	0	0	0	32	32.00	0	0
0930 - 0945	0	0	22	0	3	0	0	0	25	25.00	0	0
0945 - 1000	0	0	20	0	6	0	0	0	26	26.00	0	0
Hourly Total	0	0	104	0	13	0	2	0	119	121.60	0	0
Hourly Average	0.00	0.00	26.00	0.00	3.25	0.00	0.50	0.00	29.75	30.40	0.00	0.00
1000 - 1015	1	0	22	0	5	0	0	0	28	27.20	0	0
1015 - 1030	0	0	18	0	4	0	0	0	22	22.00	0	0
1030 - 1045	0	0	14	0	1	1	0	0	16	16.50	0	1
1045 - 1100	5	0	21	0	1	1	1	0	29	26.80	0	1
Hourly Total	6	0	75	0	11	2	1	0	95	92.50	0	2
Hourly Average	1.50	0.00	18.75	0.00	2.75	0.50	0.25	0.00	23.75	23.13	0.00	0.50
1100 - 1115	1	0	29	0	1	2	1	0	34	35.50	0	2
1115 - 1130	0	0	19	0	2	1	0	0	22	22.50	0	1
1130 - 1145	1	0	21	0	0	0	1	0	23	23.50	0	0
1145 - 1200	0	0	19	0	4	0	0	0	23	23.00	0	0
Hourly Total	2	0	88	0	7	3	2	0	102	104.50	0	3
Hourly Average	0.50	0.00	22.00	0.00	1.75	0.75	0.50	0.00	25.50	26.13	0.00	0.75
1200 - 1215	0	0	27	0	3	0	0	0	30	30.00	0	0
1215 - 1230	1	0	24	0	3	0	0	0	28	27.20	0	0
1230 - 1245	1	1	24	0	2	0	0	0	28	26.60	0	0
1245 - 1300	1	0	23	0	5	1	0	0	30	29.70	0	1
Hourly Total	3	1	98	0	13	1	0	0	116	113.50	0	1
Hourly Average	0.75	0.25	24.50	0.00	3.25	0.25	0.00	0.00	29.00	28.38	0.00	0.25
1300 - 1315	0	0	17	0	4	0	0	0	21	21.00	0	0
1315 - 1330	0	0	24	1	7	0	0	0	32	32.00	0	0
1330 - 1345	1	0	20	0	2	1	0	0	24	23.70	0	1
1345 - 1400	0	0	25	1	4	1	0	0	31	31.50	0	1
Hourly Total	1	0	86	2	17	2	0	0	108	108.20	0	2
Hourly Average	0.25	0.00	21.50	0.50	4.25	0.50	0.00	0.00	27.00	27.05	0.00	0.50
1400 - 1415	0	0	22	0	2	0	1	0	25	26.30	0	0
1415 - 1430	0	0	25	0	8	0	1	0	34	35.30	0	0
1430 - 1445	0	0	28	0	3	1	1	0	33	34.80	0	1
1445 - 1500	0	0	21	0	4	2	0	0	27	28.00	0	2
Hourly Total	0	0	96	0	17	3	3	0	119	124.40	0	3
Hourly Average	0.00	0.00	24.00	0.00	4.25	0.75	0.75	0.00	29.75	31.10	0.00	0.75
1500 - 1515	1	0	42	0	4	0	0	0	47	46.20	0	0
1515 - 1530	0	0	40	1	5	0	0	0	46	46.00	0	0
1530 - 1545	0	0	42	0	1	0	0	0	43	43.00	0	0
1545 - 1600	0	0	34	0	3	1	0	0	38	38.50	0	1
Hourly Total	1	0	158	1	13	1	0	0	174	173.70	0	1
Hourly Average	0.25	0.00	39.50	0.25	3.25	0.25	0.00	0.00	43.50	43.43	0.00	0.25
1600 - 1615	0	0	34	0	7	0	0	0	41	41.00	0	0
1615 - 1630	1	0	53	0	10	2	0	0	66	66.20	0	2
1630 - 1645	0	0	39	0	3	1	0	0	43	43.50	0	1
1645 - 1700	0	0	37	0	1	0	0	0	38	38.00	0	0
Hourly Total	1	0	163	0	21	3	0	0	188	188.70	0	3
Hourly Average	0.25	0.00	40.75	0.00	5.25	0.75	0.00	0.00	47.00	47.18	0.00	0.75
1700 - 1715	0	0	36	0	6	0	0	0	42	42.00	0	0
1715 - 1730	0	0	41	0	4	0	0	0	45	45.00	0	0
1730 - 1745	0	0	43	0	2	0	0	0	45	45.00	0	0
1745 - 1800	0	0	49	0	1	0	0	0	50	50.00	0	0
Hourly Total	0	0	169	0	13	0	0	0	182	182.00	0	0
Hourly Average	0.00	0.00	42.25	0.00	3.25	0.00	0.00	0.00	45.50	45.50	0.00	0.00
1800 - 1815	0	0	41	0	1	0	0	0	42	42.00	0	0
1815 - 1830	0	0	55	0	1	0	0	0	56	56.00	0	0
1830 - 1845	1	0	29	0	0	0	0	0	30	29.20	0	0
1845 - 1900	0	0	25	0	1	0	0	0	26	26.00	0	0
Hourly Total	1	0	150	0	3	0	0	0	154	153.20	0	0
Hourly Average	0.25	0.00	37.50	0.00	0.75	0.00	0.00	0.00	38.50	38.30	0.00	0.00
Session Total	17	2	1631	3	159	18	9	2	1841	1848.90	0	18
Session Average	0.35	0.04	33.98	0.06	3.31	0.38	0.19	0.04	38.35	38.52	0.00	0.38

Epsom
Classified Junction Count

Site 1 of 3
A24 Dorking Road (East)
Woodcote Side
A24 Dorking Road (West)
Castle Road

Lat/Long
lat 51.324869° lon -0.279984°

Date
Tuesday 12 November 2019

Weather
Cloudy
Temp: 6°C

0700 - 1900 (Tuesday 12H Session)

	Movement 1.5: Northbound from Woodcote Side to Castle Road								Original Data		OCV1	
TIME	P/CYCLE	M/CYCLE	CAR	TAXI	LGV	OGV1	OGV2	BUS/COACH	TOTAL	PCU TOTAL	Ambulances	Other
0700 - 0715	0	0	0	0	0	0	0	0	0	0.00	0	0
0715 - 0730	0	0	0	0	0	0	0	0	0	0.00	0	0
0730 - 0745	0	0	1	0	0	0	0	0	1	1.00	0	0
0745 - 0800	0	0	0	0	0	0	0	0	0	0.00	0	0
Hourly Total	0	0	1	0	0	0	0	0	1	1.00	0	0
Hourly Average	0.00	0.00	0.25	0.00	0.00	0.00	0.00	0.00	0.25	0.25	0.00	0.00
0800 - 0815	0	0	0	0	0	0	0	0	0	0.00	0	0
0815 - 0830	0	0	0	0	0	0	0	0	0	0.00	0	0
0830 - 0845	0	0	1	0	0	0	0	0	1	1.00	0	0
0845 - 0900	0	0	1	0	0	0	0	0	1	1.00	0	0
Hourly Total	0	0	2	0	0	0	0	0	2	2.00	0	0
Hourly Average	0.00	0.00	0.50	0.00	0.00	0.00	0.00	0.00	0.50	0.50	0.00	0.00
0900 - 0915	0	0	0	0	0	0	0	0	0	0.00	0	0
0915 - 0930	0	0	0	0	0	0	0	0	0	0.00	0	0
0930 - 0945	0	0	1	0	0	0	0	0	1	1.00	0	0
0945 - 1000	0	0	0	0	0	0	0	0	0	0.00	0	0
Hourly Total	0	0	1	0	0	0	0	0	1	1.00	0	0
Hourly Average	0.00	0.00	0.25	0.00	0.00	0.00	0.00	0.00	0.25	0.25	0.00	0.00
1000 - 1015	0	0	0	0	0	0	0	0	0	0.00	0	0
1015 - 1030	0	0	0	0	0	0	0	0	0	0.00	0	0
1030 - 1045	0	0	0	0	0	0	0	0	0	0.00	0	0
1045 - 1100	0	0	0	0	0	0	0	0	0	0.00	0	0
Hourly Total	0	0	0	0	0	0	0	0	0	0.00	0	0
Hourly Average	0.00	0.00	0.00	0.00	0.00	0.00	0.00	0.00	0.00	0.00	0.00	0.00
1100 - 1115	0	0	0	0	0	0	0	0	0	0.00	0	0
1115 - 1130	0	0	0	0	1	0	0	0	1	1.00	0	0
1130 - 1145	0	0	1	0	0	0	0	0	1	1.00	0	0
1145 - 1200	1	0	0	0	0	0	0	0	1	0.20	0	0
Hourly Total	1	0	1	0	1	0	0	0	3	2.20	0	0
Hourly Average	0.25	0.00	0.25	0.00	0.25	0.00	0.00	0.00	0.75	0.55	0.00	0.00
1200 - 1215	0	0	0	0	0	0	0	0	0	0.00	0	0
1215 - 1230	0	0	0	0	0	0	0	0	0	0.00	0	0
1230 - 1245	0	0	0	0	0	0	0	0	0	0.00	0	0
1245 - 1300	0	0	0	0	0	0	0	0	0	0.00	0	0
Hourly Total	0	0	0	0	0	0	0	0	0	0.00	0	0
Hourly Average	0.00	0.00	0.00	0.00	0.00	0.00	0.00	0.00	0.00	0.00	0.00	0.00
1300 - 1315	0	0	0	0	0	0	0	0	0	0.00	0	0
1315 - 1330	0	0	0	0	0	0	0	0	0	0.00	0	0
1330 - 1345	0	0	0	0	0	0	0	0	0	0.00	0	0
1345 - 1400	0	0	0	0	0	0	0	0	0	0.00		0
Hourly Total	0	0	0	0	0	0	0	0	0	0.00	0	0
Hourly Average	0.00	0.00	0.00	0.00	0.00	0.00	0.00	0.00	0.00	0.00	0.00	0.00
1400 - 1415	1	0	0	0	0	0	0	0	1	0.20	0	0
1415 - 1430	0	0	0	0	0	0	0	0	0	0.00	0	0
1430 - 1445	0	0	0	0	0	0	0	0	0	0.00	0	0
1445 - 1500	0	0	0	0	0	0	0	0	0	0.00	0	0
Hourly Total	1	0	0	0	0	0	0	0	1	0.20	0	0
Hourly Average	0.25	0.00	0.00	0.00	0.00	0.00	0.00	0.00	0.25	0.05	0.00	0.00
1500 - 1515	0	0	0	0	0	0	0	0	0	0.00	0	0
1515 - 1530	0	0	0	0	1	0	0	0	1	1.00	0	0
1530 - 1545	0	0	0	0	0	0	0	0	0	0.00	0	0
1545 - 1600	0	0	0	0	0	0	0	0	0	0.00	0	0
Hourly Total	0	0	0	0	1	0	0	0	1	1.00	0	0
Hourly Average	0.00	0.00	0.00	0.00	0.25	0.00	0.00	0.00	0.25	0.25	0.00	0.00
1600 - 1615	0	0	0	0	0	0	0	0	0	0.00	0	0
1615 - 1630	0	0	0	0	0	0	0	0	0	0.00	0	0
1630 - 1645	0	0	0	0	0	0	0	0	0	0.00	0	0
1645 - 1700	0	0	0	0	0	0	0	0	0	0.00	0	0
Hourly Total	0	0	0	0	0	0	0	0	0	0.00	0	0
Hourly Average	0.00	0.00	0.00	0.00	0.00	0.00	0.00	0.00	0.00	0.00	0.00	0.00
1700 - 1715	0	0	0	0	0	0	0	0	0	0.00	0	0
1715 - 1730	0	0	0	0	0	0	0	0	0	0.00	0	0
1730 - 1745	0	0	0	0	0	0	0	0	0	0.00	0	0
1745 - 1800	0	0	0	0	0	0	0	0	0	0.00	0	0
Hourly Total	0	0	0	0	0	0	0	0	0	0.00	0	0
Hourly Average	0.00	0.00	0.00	0.00	0.00	0.00	0.00	0.00	0.00	0.00	0.00	0.00
1800 - 1815	0	0	0	0	0	0	0	0	0	0.00	0	0
1815 - 1830	0	0	0	0	0	0	0	0	0	0.00	0	0
1830 - 1845	0	0	0	0	0	0	0	0	0	0.00	0	0
1845 - 1900	0	0	0	0	0	0	0	0	0	0.00	0	0
Hourly Total	0	0	0	0	0	0	0	0	0	0.00	0	0
Hourly Average	0.00	0.00	0.00	0.00	0.00	0.00	0.00	0.00	0.00	0.00	0.00	0.00
Session Total	2	0	5	0	2	0	0	0	9	7.40	0	0
Session Average	0.04	0.00	0.10	0.00	0.04	0.00	0.00	0.00	0.19	0.15	0.00	0.00

Date
Wednesday 13 November 2019

Weather
Cloudy
Temp: 8°C

0700 - 1900 (Wednesday 12H Session)

	Movement 1.5: Northbound from Woodcote Side to Castle Road								Original Data		OGV1	
TIME	P/CYCLE	M/CYCLE	CAR	TAXI	LGV	OGV1	OGV2	BUS/COACH	TOTAL	PCU TOTAL	Ambulances	Other
0700 - 0715	0	0	0	0	0	0	0	0	0	0.00	0	0
0715 - 0730	0	0	0	0	0	0	0	0	0	0.00	0	0
0730 - 0745	0	0	0	0	0	0	0	0	0	0.00	0	0
0745 - 0800	0	0	0	0	0	0	0	0	0	0.00	0	0
Hourly Total	0	0	0	0	0	0	0	0	0	0.00	0	0
Hourly Average	0.00	0.00	0.00	0.00	0.00	0.00	0.00	0.00	0.00	0.00	0.00	0.00
0800 - 0815	0	0	0	0	0	0	0	0	0	0.00	0	0
0815 - 0830	0	0	0	0	0	0	0	0	0	0.00	0	0
0830 - 0845	0	0	0	0	0	0	0	0	0	0.00	0	0
0845 - 0900	0	0	1	0	0	0	0	0	1	1.00	0	0
Hourly Total	0	0	1	0	0	0	0	0	1	1.00	0	0
Hourly Average	0.00	0.00	0.25	0.00	0.00	0.00	0.00	0.00	0.25	0.25	0.00	0.00
0900 - 0915	0	0	0	0	0	0	0	0	0	0.00	0	0
0915 - 0930	0	0	0	0	0	0	0	0	0	0.00	0	0
0930 - 0945	0	0	0	0	0	0	0	0	0	0.00	0	0
0945 - 1000	0	0	1	0	0	0	0	0	1	1.00	0	0
Hourly Total	0	0	1	0	0	0	0	0	1	1.00	0	0
Hourly Average	0.00	0.00	0.25	0.00	0.00	0.00	0.00	0.00	0.25	0.25	0.00	0.00
1000 - 1015	0	0	0	0	0	0	0	0	0	0.00	0	0
1015 - 1030	0	0	0	0	0	0	0	0	0	0.00	0	0
1030 - 1045	0	0	0	0	0	0	0	0	0	0.00	0	0
1045 - 1100	0	0	0	0	0	0	0	0	0	0.00	0	0
Hourly Total	0	0	0	0	0	0	0	0	0	0.00	0	0
Hourly Average	0.00	0.00	0.00	0.00	0.00	0.00	0.00	0.00	0.00	0.00	0.00	0.00
1100 - 1115	0	0	0	0	0	0	0	0	0	0.00	0	0
1115 - 1130	0	0	0	0	0	0	0	0	0	0.00	0	0
1130 - 1145	0	0	0	0	0	0	0	0	0	0.00	0	0
1145 - 1200	0	0	0	0	0	0	0	0	0	0.00	0	0
Hourly Total	0	0	0	0	0	0	0	0	0	0.00	0	0
Hourly Average	0.00	0.00	0.00	0.00	0.00	0.00	0.00	0.00	0.00	0.00	0.00	0.00
1200 - 1215	0	0	0	0	0	0	0	0	0	0.00	0	0
1215 - 1230	0	0	0	0	0	0	0	0	0	0.00	0	0
1230 - 1245	0	0	0	0	0	0	0	0	0	0.00	0	0
1245 - 1300	0	0	0	0	0	0	0	0	0	0.00	0	0
Hourly Total	0	0	0	0	0	0	0	0	0	0.00	0	0
Hourly Average	0.00	0.00	0.00	0.00	0.00	0.00	0.00	0.00	0.00	0.00	0.00	0.00
1300 - 1315	0	0	0	0	0	0	0	0	0	0.00	0	0
1315 - 1330	0	0	0	0	0	0	0	0	0	0.00	0	0
1330 - 1345	0	0	0	0	0	0	0	0	0	0.00	0	0
1345 - 1400	0	0	0	0	0	0	0	0	0	0.00	0	0
Hourly Total	0	0	0	0	0	0	0	0	0	0.00	0	0
Hourly Average	0.00	0.00	0.00	0.00	0.00	0.00	0.00	0.00	0.00	0.00	0.00	0.00
1400 - 1415	0	0	0	0	0	0	0	0	0	0.00	0	0
1415 - 1430	0	0	1	0	0	0	0	0	1	1.00	0	0
1430 - 1445	0	0	0	0	0	0	0	0	0	0.00	0	0
1445 - 1500	0	0	0	0	0	0	0	0	0	0.00	0	0
Hourly Total	0	0	1	0	0	0	0	0	1	1.00	0	0
Hourly Average	0.00	0.00	0.25	0.00	0.00	0.00	0.00	0.00	0.25	0.25	0.00	0.00
1500 - 1515	0	0	0	0	0	0	0	0	0	0.00	0	0
1515 - 1530	0	0	0	0	0	0	0	0	0	0.00	0	0
1530 - 1545	0	0	0	0	0	0	0	0	0	0.00	0	0
1545 - 1600	0	0	0	0	0	0	0	0	0	0.00	0	0
Hourly Total	0	0	0	0	0	0	0	0	0	0.00	0	0
Hourly Average	0.00	0.00	0.00	0.00	0.00	0.00	0.00	0.00	0.00	0.00	0.00	0.00
1600 - 1615	0	0	0	0	0	0	0	0	0	0.00	0	0
1615 - 1630	0	0	0	0	0	0	0	0	0	0.00	0	0
1630 - 1645	0	0	0	0	0	0	0	0	0	0.00	0	0
1645 - 1700	0	0	0	0	0	0	0	0	0	0.00	0	0
Hourly Total	0	0	0	0	0	0	0	0	0	0.00	0	0
Hourly Average	0.00	0.00	0.00	0.00	0.00	0.00	0.00	0.00	0.00	0.00	0.00	0.00
1700 - 1715	0	0	0	0	0	0	0	0	0	0.00	0	0
1715 - 1730	0	0	0	0	0	0	0	0	0	0.00	0	0
1730 - 1745	0	0	0	0	0	0	0	0	0	0.00	0	0
1745 - 1800	0	0	0	0	0	0	0	0	0	0.00	0	0
Hourly Total	0	0	0	0	0	0	0	0	0	0.00	0	0
Hourly Average	0.00	0.00	0.00	0.00	0.00	0.00	0.00	0.00	0.00	0.00	0.00	0.00
1800 - 1815	0	0	0	0	0	0	0	0	0	0.00	0	0
1815 - 1830	0	0	0	0	0	0	0	0	0	0.00	0	0
1830 - 1845	0	0	0	0	0	0	0	0	0	0.00	0	0
1845 - 1900	0	0	0	0	0	0	0	0	0	0.00	0	0
Hourly Total	0	0	0	0	0	0	0	0	0	0.00	0	0
Hourly Average	0.00	0.00	0.00	0.00	0.00	0.00	0.00	0.00	0.00	0.00	0.00	0.00
Session Total	0	0	3	0	0	0	0	0	3	3.00	0	0
Session Average	0.00	0.00	0.06	0.00	0.00	0.00	0.00	0.00	0.06	0.06	0.00	0.00

Epsom
Classified Junction Count

Site 1 of 3
A24 Dorking Road (East)
Woodcote Side
A24 Dorking Road (West)
Castle Road

Lat/Long
lat 51.324869° lon -0.279984°

Date
Tuesday 12 November 2019

Weather
Cloudy
Temp: 6°C

0700 - 1900 (Tuesday 12H Session)

	Movement 1.6: Right from Woodcote Side to A24 Dorking Road (East)								Original Data		OGV1	
TIME	P/CYCLE	M/CYCLE	CAR	TAXI	LGV	OGV1	OGV2	BUS/COACH	TOTAL	PCU TOTAL	Ambulances	Other
0700 - 0715	0	0	2	0	0	0	0	0	2	2.00	0	0
0715 - 0730	0	0	7	0	0	0	0	0	7	7.00	0	0
0730 - 0745	0	0	2	0	1	0	0	0	3	3.00	0	0
0745 - 0800	0	0	3	0	0	0	0	1	4	5.00	0	0
Hourly Total	0	0	14	0	1	0	0	1	16	17.00	0	0
Hourly Average	0.00	0.00	3.50	0.00	0.25	0.00	0.00	0.25	4.00	4.25	0.00	0.00
0800 - 0815	0	0	3	0	0	0	0	2	5	7.00	0	0
0815 - 0830	0	0	3	0	1	0	0	1	5	6.00	0	0
0830 - 0845	1	0	5	0	0	0	0	0	6	5.20	0	0
0845 - 0900	0	0	5	0	2	0	0	0	7	7.00	0	0
Hourly Total	1	0	16	0	3	0	0	3	23	25.20	0	0
Hourly Average	0.25	0.00	4.00	0.00	0.75	0.00	0.00	0.75	5.75	6.30	0.00	0.00
0900 - 0915	1	0	1	0	1	0	0	0	3	2.20	0	0
0915 - 0930	0	0	8	0	0	0	0	0	8	8.00	0	0
0930 - 0945	0	0	9	0	1	0	0	1	11	12.00	0	0
0945 - 1000	0	0	3	0	1	0	0	1	5	6.00	0	0
Hourly Total	1	0	21	0	3	0	0	2	27	28.20	0	0
Hourly Average	0.25	0.00	5.25	0.00	0.75	0.00	0.00	0.50	6.75	7.05	0.00	0.00
1000 - 1015	0	0	5	0	0	0	0	0	5	5.00	0	0
1015 - 1030	0	1	7	0	2	0	0	0	10	9.40	0	0
1030 - 1045	0	0	3	0	1	0	0	0	4	4.00	0	0
1045 - 1100	1	0	8	0	3	0	0	0	12	11.20	0	0
Hourly Total	1	1	23	0	6	0	0	0	31	29.60	0	0
Hourly Average	0.25	0.25	5.75	0.00	1.50	0.00	0.00	0.00	7.75	7.40	0.00	0.00
1100 - 1115	0	2	6	0	1	0	0	0	9	7.80	0	0
1115 - 1130	0	0	7	1	1	0	0	0	9	9.00	0	0
1130 - 1145	0	0	3	0	0	0	0	0	3	3.00	0	0
1145 - 1200	0	0	6	0	0	0	0	1	7	8.00	0	0
Hourly Total	0	2	22	1	2	0	0	1	28	27.80	0	0
Hourly Average	0.00	0.50	5.50	0.25	0.50	0.00	0.00	0.25	7.00	6.95	0.00	0.00
1200 - 1215	0	0	3	0	0	0	0	0	3	3.00	0	0
1215 - 1230	0	0	5	0	1	0	0	0	6	6.00	0	0
1230 - 1245	0	0	6	0	1	1	0	0	8	8.50	0	1
1245 - 1300	1	0	2	0	0	1	0	0	4	3.70	0	1
Hourly Total	1	0	16	0	2	2	0	0	21	21.20	0	2
Hourly Average	0.25	0.00	4.00	0.00	0.50	0.50	0.00	0.00	5.25	5.30	0.00	0.50
1300 - 1315	2	1	3	0	0	0	0	0	6	3.80	0	0
1315 - 1330	0	0	4	0	2	0	0	0	6	6.00	0	0
1330 - 1345	0	1	1	0	0	0	0	0	2	1.40	0	0
1345 - 1400	0	0	2	0	0	0	0	1	3	4.00	0	0
Hourly Total	2	2	10	0	2	0	0	1	17	15.20	0	0
Hourly Average	0.50	0.50	2.50	0.00	0.50	0.00	0.00	0.25	4.25	3.80	0.00	0.00
1400 - 1415	0	0	2	0	1	0	0	0	3	3.00	0	0
1415 - 1430	0	1	3	0	0	0	0	0	4	3.40	0	0
1430 - 1445	0	1	2	0	0	0	0	1	4	4.40	0	0
1445 - 1500	0	0	6	0	0	1	0	1	8	9.50	0	1
Hourly Total	0	2	13	0	1	1	0	2	19	20.30	0	1
Hourly Average	0.00	0.50	3.25	0.00	0.25	0.25	0.00	0.50	4.75	5.08	0.00	0.25
1500 - 1515	0	0	6	0	0	0	0	1	7	8.00	0	0
1515 - 1530	0	0	9	0	0	0	0	0	9	9.00	0	0
1530 - 1545	1	1	8	0	0	1	0	0	11	10.10	0	1
1545 - 1600	0	0	5	0	2	0	0	0	7	7.00	0	0
Hourly Total	1	1	28	0	2	1	0	1	34	34.10	0	1
Hourly Average	0.25	0.25	7.00	0.00	0.50	0.25	0.00	0.25	8.50	8.53	0.00	0.25
1600 - 1615	1	0	3	0	1	0	0	0	5	4.20	0	0
1615 - 1630	0	0	3	0	0	0	0	1	4	5.00	0	0
1630 - 1645	0	0	2	0	1	0	0	0	3	3.00	0	0
1645 - 1700	0	0	3	0	0	0	0	0	3	3.00	0	0
Hourly Total	1	0	11	0	2	0	0	1	15	15.20	0	0
Hourly Average	0.25	0.00	2.75	0.00	0.50	0.00	0.00	0.25	3.75	3.80	0.00	0.00
1700 - 1715	0	0	4	0	0	0	0	0	4	4.00	0	0
1715 - 1730	0	0	2	0	1	0	0	0	3	3.00	0	0
1730 - 1745	0	0	2	0	0	0	0	0	2	2.00	0	0
1745 - 1800	0	0	3	0	0	0	0	0	3	3.00	0	0
Hourly Total	0	0	11	0	1	0	0	0	12	12.00	0	0
Hourly Average	0.00	0.00	2.75	0.00	0.25	0.00	0.00	0.00	3.00	3.00	0.00	0.00
1800 - 1815	0	0	4	0	1	0	0	1	6	7.00	0	0
1815 - 1830	0	1	5	0	0	0	0	0	6	5.40	0	0
1830 - 1845	0	2	2	0	0	0	0	0	4	2.80	0	0
1845 - 1900	0	0	5	0	0	0	0	0	5	5.00	0	0
Hourly Total	0	3	16	0	1	0	0	1	21	20.20	0	0
Hourly Average	0.00	0.75	4.00	0.00	0.25	0.00	0.00	0.25	5.25	5.05	0.00	0.00
Session Total	8	11	201	1	26	4	0	13	264	266.00	0	4
Session Average	0.17	0.23	4.19	0.02	0.54	0.08	0.00	0.27	5.50	5.54	0.00	0.08

Date
Wednesday 13 November 2019

Weather
Cloudy
Temp: 8°C

0700 - 1900 (Wednesday 12H Session)

	Movement 1.6: Right from Woodcote Side to A24 Dorking Road (East)								Original Data		OGV1	
TIME	P/CYCLE	M/CYCLE	CAR	TAXI	LGV	OGV1	OGV2	BUS/COACH	TOTAL	PCU TOTAL	Ambulances	Other
0700 - 0715	0	0	3	0	0	0	0	0	3	3.00	0	0
0715 - 0730	0	0	6	0	0	0	0	0	6	6.00	0	0
0730 - 0745	0	1	11	0	1	0	0	0	13	12.40	0	0
0745 - 0800	0	0	3	0	0	0	0	1	4	5.00	0	0
Hourly Total	0	1	23	0	1	0	0	1	26	26.40	0	0
Hourly Average	0.00	0.25	5.75	0.00	0.25	0.00	0.00	0.25	6.50	6.60	0.00	0.00
0800 - 0815	0	0	6	0	0	0	0	1	7	8.00	0	0
0815 - 0830	0	1	5	0	0	0	0	0	6	5.40	0	0
0830 - 0845	0	0	5	0	1	0	0	0	6	6.00	0	0
0845 - 0900	0	0	5	0	0	0	0	0	5	5.00	0	0
Hourly Total	0	1	21	0	1	0	0	1	24	24.40	0	0
Hourly Average	0.00	0.25	5.25	0.00	0.25	0.00	0.00	0.25	6.00	6.10	0.00	0.00
0900 - 0915	0	0	6	0	0	0	0	0	6	6.00	0	0
0915 - 0930	1	0	3	0	1	0	0	0	5	4.20	0	0
0930 - 0945	0	1	4	0	0	0	0	0	5	4.40	0	0
0945 - 1000	0	0	1	0	0	0	0	1	2	3.00	0	0
Hourly Total	1	1	14	0	1	0	0	1	18	17.60	0	0
Hourly Average	0.25	0.25	3.50	0.00	0.25	0.00	0.00	0.25	4.50	4.40	0.00	0.00
1000 - 1015	0	0	6	0	0	0	0	0	6	6.00	0	0
1015 - 1030	0	0	3	0	0	0	0	0	3	3.00	0	0
1030 - 1045	0	0	4	0	1	0	0	0	5	5.00	0	0
1045 - 1100	0	0	1	0	0	0	0	0	1	1.00	0	0
Hourly Total	0	0	14	0	1	0	0	0	15	15.00	0	0
Hourly Average	0.00	0.00	3.50	0.00	0.25	0.00	0.00	0.00	3.75	3.75	0.00	0.00
1100 - 1115	1	0	4	0	1	0	0	0	6	5.20	0	0
1115 - 1130	0	1	5	0	0	1	0	0	7	6.90	0	1
1130 - 1145	0	0	5	0	2	1	0	0	8	8.50	0	1
1145 - 1200	0	0	4	0	2	0	0	1	7	8.00	0	0
Hourly Total	1	1	18	0	5	2	0	1	28	28.60	0	2
Hourly Average	0.25	0.25	4.50	0.00	1.25	0.50	0.00	0.25	7.00	7.15	0.00	0.50
1200 - 1215	0	0	5	0	0	0	0	0	5	5.00	0	0
1215 - 1230	1	1	7	0	1	0	0	0	10	8.60	0	0
1230 - 1245	0	1	3	0	0	0	0	0	4	3.40	0	0
1245 - 1300	1	1	5	0	0	1	0	0	8	7.10	0	1
Hourly Total	2	3	20	0	1	1	0	0	27	24.10	0	1
Hourly Average	0.50	0.75	5.00	0.00	0.25	0.25	0.00	0.00	6.75	6.03	0.00	0.25
1300 - 1315	0	0	2	0	0	0	0	0	2	2.00	0	0
1315 - 1330	0	0	2	0	0	1	0	0	3	3.50	0	1
1330 - 1345	0	0	5	0	0	0	1	0	6	7.30	0	0
1345 - 1400	0	0	5	0	1	0	0	1	7	8.00	0	0
Hourly Total	0	0	14	0	1	1	1	1	18	20.80	0	1
Hourly Average	0.00	0.00	3.50	0.00	0.25	0.25	0.25	0.25	4.50	5.20	0.00	0.25
1400 - 1415	0	1	2	0	0	0	0	0	3	2.40	0	0
1415 - 1430	0	0	4	0	0	0	0	0	4	4.00	0	0
1430 - 1445	0	1	4	0	0	0	0	1	6	6.40	0	0
1445 - 1500	0	0	5	0	2	0	0	0	7	7.00	0	0
Hourly Total	0	2	15	0	2	0	0	1	20	19.80	0	0
Hourly Average	0.00	0.50	3.75	0.00	0.50	0.00	0.00	0.25	5.00	4.95	0.00	0.00
1500 - 1515	1	0	10	0	0	0	0	1	12	12.20	0	0
1515 - 1530	0	0	1	0	1	0	0	0	2	2.00	0	0
1530 - 1545	0	0	4	0	0	0	0	0	4	4.00	0	0
1545 - 1600	0	0	3	0	1	0	0	0	4	4.00	0	0
Hourly Total	1	0	18	0	2	0	0	1	22	22.20	0	0
Hourly Average	0.25	0.00	4.50	0.00	0.50	0.00	0.00	0.25	5.50	5.55	0.00	0.00
1600 - 1615	0	0	1	0	0	0	0	0	1	1.00	0	0
1615 - 1630	0	0	4	0	1	0	0	1	6	7.00	0	0
1630 - 1645	0	0	5	0	0	0	0	0	5	5.00	0	0
1645 - 1700	0	0	2	0	0	0	0	0	2	2.00	0	0
Hourly Total	0	0	12	0	1	0	0	1	14	15.00	0	0
Hourly Average	0.00	0.00	3.00	0.00	0.25	0.00	0.00	0.25	3.50	3.75	0.00	0.00
1700 - 1715	1	0	2	0	0	0	0	0	3	2.20	0	0
1715 - 1730	0	0	3	0	1	0	0	0	4	4.00	0	0
1730 - 1745	0	1	1	0	0	0	0	0	2	1.40	0	0
1745 - 1800	1	0	2	0	0	0	0	0	3	2.20	0	0
Hourly Total	2	1	8	0	1	0	0	0	12	9.80	0	0
Hourly Average	0.50	0.25	2.00	0.00	0.25	0.00	0.00	0.00	3.00	2.45	0.00	0.00
1800 - 1815	0	0	3	0	0	1	0	1	5	6.50	0	1
1815 - 1830	0	1	0	0	0	0	0	0	1	0.40	0	0
1830 - 1845	0	0	1	0	0	0	0	0	1	1.00	0	0
1845 - 1900	0	0	3	0	0	0	0	0	3	3.00	0	0
Hourly Total	0	1	7	0	0	1	0	1	10	10.90	0	1
Hourly Average	0.00	0.25	1.75	0.00	0.00	0.25	0.00	0.25	2.50	2.73	0.00	0.25
Session Total	7	11	184	0	17	5	1	9	234	234.60	0	5
Session Average	0.15	0.23	3.83	0.00	0.35	0.10	0.02	0.19	4.88	4.89	0.00	0.10

Epsom
Classified Junction Count

Site 1 of 3
A24 Dorking Road (East)
Woodcote Side
A24 Dorking Road (West)
Castle Road

Lat/Long
lat 51.324869° lon -0.279984°

Date
Tuesday 12 November 2019

Weather
Cloudy
Temp: 6°C

0700 - 1900 (Tuesday 12H Session)

	Movement 1.7: Left from A24 Dorking Road (West) to Castle Road								Original Data		OGV1	
TIME	P/CYCLE	M/CYCLE	CAR	TAXI	LGV	OGV1	OGV2	BUS/COACH	TOTAL	PCU TOTAL	Ambulances	Other
0700 - 0715	0	0	0	0	0	0	0	0	0	0.00	0	0
0715 - 0730	0	0	0	0	0	0	0	0	0	0.00	0	0
0730 - 0745	0	0	0	0	0	0	0	0	0	0.00	0	0
0745 - 0800	0	0	0	0	0	0	0	0	0	0.00	0	0
Hourly Total	0	0	0	0	0	0	0	0	0	0.00	0	0
Hourly Average	0.00	0.00	0.00	0.00	0.00	0.00	0.00	0.00	0.00	0.00	0.00	0.00
0800 - 0815	0	0	0	0	0	0	0	0	0	0.00	0	0
0815 - 0830	0	0	0	0	0	0	0	0	0	0.00	0	0
0830 - 0845	0	0	0	0	0	0	0	0	0	0.00	0	0
0845 - 0900	0	0	0	0	0	0	0	0	0	0.00	0	0
Hourly Total	0	0	0	0	0	0	0	0	0	0.00	0	0
Hourly Average	0.00	0.00	0.00	0.00	0.00	0.00	0.00	0.00	0.00	0.00	0.00	0.00
0900 - 0915	0	0	0	0	0	0	0	0	0	0.00	0	0
0915 - 0930	0	0	0	0	0	0	0	0	0	0.00	0	0
0930 - 0945	0	0	0	0	0	0	0	0	0	0.00	0	0
0945 - 1000	0	0	0	0	0	0	0	0	0	0.00	0	0
Hourly Total	0	0	0	0	0	0	0	0	0	0.00	0	0
Hourly Average	0.00	0.00	0.00	0.00	0.00	0.00	0.00	0.00	0.00	0.00	0.00	0.00
1000 - 1015	0	0	0	0	0	0	0	0	0	0.00	0	0
1015 - 1030	0	0	0	0	0	0	0	0	0	0.00	0	0
1030 - 1045	0	0	0	0	0	0	0	0	0	0.00	0	0
1045 - 1100	0	0	0	0	0	0	0	0	0	0.00	0	0
Hourly Total	0	0	0	0	0	0	0	0	0	0.00	0	0
Hourly Average	0.00	0.00	0.00	0.00	0.00	0.00	0.00	0.00	0.00	0.00	0.00	0.00
1100 - 1115	0	0	0	0	0	1	0	0	1	1.50	0	1
1115 - 1130	0	0	0	0	0	0	0	0	0	0.00	0	0
1130 - 1145	0	0	0	0	0	0	0	0	0	0.00	0	0
1145 - 1200	0	0	0	0	0	0	0	0	0	0.00	0	0
Hourly Total	0	0	0	0	0	1	0	0	1	1.50	0	1
Hourly Average	0.00	0.00	0.00	0.00	0.00	0.25	0.00	0.00	0.25	0.38	0.00	0.25
1200 - 1215	0	0	0	0	0	0	0	0	0	0.00	0	0
1215 - 1230	0	0	0	0	0	0	0	0	0	0.00	0	0
1230 - 1245	0	0	0	0	0	0	0	0	0	0.00	0	0
1245 - 1300	0	0	0	0	0	0	0	0	0	0.00	0	0
Hourly Total	0	0	0	0	0	0	0	0	0	0.00	0	0
Hourly Average	0.00	0.00	0.00	0.00	0.00	0.00	0.00	0.00	0.00	0.00	0.00	0.00
1300 - 1315	0	0	0	0	0	0	0	0	0	0.00	0	0
1315 - 1330	0	0	0	0	0	0	0	0	0	0.00	0	0
1330 - 1345	0	0	0	0	0	0	0	0	0	0.00	0	0
1345 - 1400	0	0	0	0	0	0	0	0	0	0.00	0	0
Hourly Total	0	0	0	0	0	0	0	0	0	0.00	0	0
Hourly Average	0.00	0.00	0.00	0.00	0.00	0.00	0.00	0.00	0.00	0.00	0.00	0.00
1400 - 1415	0	0	0	0	0	0	0	0	0	0.00	0	0
1415 - 1430	0	0	0	0	0	0	0	0	0	0.00	0	0
1430 - 1445	0	0	1	0	0	0	0	0	1	1.00	0	0
1445 - 1500	0	0	0	0	0	0	0	0	0	0.00	0	0
Hourly Total	0	0	1	0	0	0	0	0	1	1.00	0	0
Hourly Average	0.00	0.00	0.25	0.00	0.00	0.00	0.00	0.00	0.25	0.25	0.00	0.00
1500 - 1515	0	0	0	0	0	0	0	0	0	0.00	0	0
1515 - 1530	0	0	0	0	0	0	0	0	0	0.00	0	0
1530 - 1545	0	0	0	0	0	0	0	0	0	0.00	0	0
1545 - 1600	0	0	0	0	0	0	0	0	0	0.00	0	0
Hourly Total	0	0	0	0	0	0	0	0	0	0.00	0	0
Hourly Average	0.00	0.00	0.00	0.00	0.00	0.00	0.00	0.00	0.00	0.00	0.00	0.00
1600 - 1615	0	0	0	0	0	0	0	0	0	0.00	0	0
1615 - 1630	0	0	0	0	0	0	0	0	0	0.00	0	0
1630 - 1645	0	0	0	0	0	0	0	0	0	0.00	0	0
1645 - 1700	0	0	0	0	0	0	0	0	0	0.00	0	0
Hourly Total	0	0	0	0	0	0	0	0	0	0.00	0	0
Hourly Average	0.00	0.00	0.00	0.00	0.00	0.00	0.00	0.00	0.00	0.00	0.00	0.00
1700 - 1715	0	0	0	0	0	0	0	0	0	0.00	0	0
1715 - 1730	0	0	0	0	0	0	0	0	0	0.00	0	0
1730 - 1745	0	0	1	0	1	0	0	0	2	2.00	0	0
1745 - 1800	0	0	0	0	0	0	0	0	0	0.00	0	0
Hourly Total	0	0	1	0	1	0	0	0	2	2.00	0	0
Hourly Average	0.00	0.00	0.25	0.00	0.25	0.00	0.00	0.00	0.50	0.50	0.00	0.00
1800 - 1815	0	0	0	0	0	0	0	0	0	0.00	0	0
1815 - 1830	0	0	0	0	0	0	0	0	0	0.00	0	0
1830 - 1845	0	0	0	0	0	0	0	0	0	0.00	0	0
1845 - 1900	0	0	0	0	0	0	0	0	0	0.00	0	0
Hourly Total	0	0	0	0	0	0	0	0	0	0.00	0	0
Hourly Average	0.00	0.00	0.00	0.00	0.00	0.00	0.00	0.00	0.00	0.00	0.00	0.00
Session Total	0	0	2	0	1	1	0	0	4	4.50	0	1
Session Average	0.00	0.00	0.04	0.00	0.02	0.02	0.00	0.00	0.08	0.09	0.00	0.02

Date
Wednesday 13 November 2019

Weather
Cloudy
Temp: 8°C

0700 - 1900 (Wednesday 12H Session)

	Movement 1.7: Left from A24 Dorking Road (West) to Castle Road								Original Data		OGV1	
TIME	P/CYCLE	M/CYCLE	CAR	TAXI	LGV	OGV1	OGV2	BUS/COACH	TOTAL	PCU TOTAL	Ambulances	Other
0700 - 0715	0	0	0	0	0	0	0	0	0	0.00	0	0
0715 - 0730	0	0	0	0	0	0	0	0	0	0.00	0	0
0730 - 0745	0	0	0	0	0	0	0	0	0	0.00	0	0
0745 - 0800	0	0	0	0	0	0	0	0	0	0.00	0	0
Hourly Total	0	0	0	0	0	0	0	0	0	0.00	0	0
Hourly Average	0.00	0.00	0.00	0.00	0.00	0.00	0.00	0.00	0.00	0.00	0.00	0.00
0800 - 0815	0	0	0	0	0	0	0	0	0	0.00	0	0
0815 - 0830	0	0	0	0	0	0	0	0	0	0.00	0	0
0830 - 0845	0	0	0	0	0	0	0	0	0	0.00	0	0
0845 - 0900	0	0	0	0	0	0	0	0	0	0.00	0	0
Hourly Total	0	0	0	0	0	0	0	0	0	0.00	0	0
Hourly Average	0.00	0.00	0.00	0.00	0.00	0.00	0.00	0.00	0.00	0.00	0.00	0.00
0900 - 0915	0	0	0	0	0	0	0	0	0	0.00	0	0
0915 - 0930	0	0	0	0	0	0	0	0	0	0.00	0	0
0930 - 0945	0	0	0	0	0	0	0	0	0	0.00	0	0
0945 - 1000	0	0	0	0	1	0	0	0	1	1.00	0	0
Hourly Total	0	0	0	0	1	0	0	0	1	1.00	0	0
Hourly Average	0.00	0.00	0.00	0.00	0.25	0.00	0.00	0.00	0.25	0.25	0.00	0.00
1000 - 1015	0	0	0	0	0	0	0	0	0	0.00	0	0
1015 - 1030	0	0	0	0	0	0	0	0	0	0.00	0	0
1030 - 1045	0	0	1	0	0	0	0	0	1	1.00	0	0
1045 - 1100	0	0	0	0	0	0	0	0	0	0.00	0	0
Hourly Total	0	0	1	0	0	0	0	0	1	1.00	0	0
Hourly Average	0.00	0.00	0.25	0.00	0.00	0.00	0.00	0.00	0.25	0.25	0.00	0.00
1100 - 1115	0	0	0	0	0	0	0	0	0	0.00	0	0
1115 - 1130	0	0	0	0	0	0	0	0	0	0.00	0	0
1130 - 1145	0	0	0	0	0	0	0	0	0	0.00	0	0
1145 - 1200	0	0	0	0	0	0	0	0	0	0.00	0	0
Hourly Total	0	0	0	0	0	0	0	0	0	0.00	0	0
Hourly Average	0.00	0.00	0.00	0.00	0.00	0.00	0.00	0.00	0.00	0.00	0.00	0.00
1200 - 1215	0	0	0	0	0	0	0	0	0	0.00	0	0
1215 - 1230	0	0	0	0	0	0	0	0	0	0.00	0	0
1230 - 1245	0	0	0	0	1	0	0	0	1	1.00	0	0
1245 - 1300	0	0	0	0	0	0	0	0	0	0.00	0	0
Hourly Total	0	0	0	0	1	0	0	0	1	1.00	0	0
Hourly Average	0.00	0.00	0.00	0.00	0.25	0.00	0.00	0.00	0.25	0.25	0.00	0.00
1300 - 1315	0	0	0	0	0	0	0	0	0	0.00	0	0
1315 - 1330	0	0	0	0	0	0	0	0	0	0.00	0	0
1330 - 1345	0	0	0	0	0	0	0	0	0	0.00	0	0
1345 - 1400	0	0	0	0	0	0	0	0	0	0.00	0	0
Hourly Total	0	0	0	0	0	0	0	0	0	0.00	0	0
Hourly Average	0.00	0.00	0.00	0.00	0.00	0.00	0.00	0.00	0.00	0.00	0.00	0.00
1400 - 1415	0	0	0	0	0	0	0	0	0	0.00	0	0
1415 - 1430	0	0	0	0	0	0	0	0	0	0.00	0	0
1430 - 1445	0	0	0	0	0	0	0	0	0	0.00	0	0
1445 - 1500	0	0	0	0	0	0	0	0	0	0.00	0	0
Hourly Total	0	0	0	0	0	0	0	0	0	0.00	0	0
Hourly Average	0.00	0.00	0.00	0.00	0.00	0.00	0.00	0.00	0.00	0.00	0.00	0.00
1500 - 1515	0	0	0	0	0	0	0	0	0	0.00	0	0
1515 - 1530	0	0	0	0	0	0	0	0	0	0.00	0	0
1530 - 1545	0	0	0	0	0	0	0	0	0	0.00	0	0
1545 - 1600	0	0	0	0	0	0	0	0	0	0.00	0	0
Hourly Total	0	0	0	0	0	0	0	0	0	0.00	0	0
Hourly Average	0.00	0.00	0.00	0.00	0.00	0.00	0.00	0.00	0.00	0.00	0.00	0.00
1600 - 1615	0	0	0	0	0	0	0	0	0	0.00	0	0
1615 - 1630	0	0	0	0	0	0	0	0	0	0.00	0	0
1630 - 1645	0	0	0	0	0	0	0	0	0	0.00	0	0
1645 - 1700	0	0	0	0	0	0	0	0	0	0.00	0	0
Hourly Total	0	0	0	0	0	0	0	0	0	0.00	0	0
Hourly Average	0.00	0.00	0.00	0.00	0.00	0.00	0.00	0.00	0.00	0.00	0.00	0.00
1700 - 1715	0	0	0	0	0	0	0	0	0	0.00	0	0
1715 - 1730	0	0	0	0	0	0	0	0	0	0.00	0	0
1730 - 1745	0	0	0	0	0	0	0	0	0	0.00	0	0
1745 - 1800	0	0	0	0	0	0	0	0	0	0.00	0	0
Hourly Total	0	0	0	0	0	0	0	0	0	0.00	0	0
Hourly Average	0.00	0.00	0.00	0.00	0.00	0.00	0.00	0.00	0.00	0.00	0.00	0.00
1800 - 1815	0	0	0	0	0	0	0	0	0	0.00	0	0
1815 - 1830	0	0	0	0	0	0	0	0	0	0.00	0	0
1830 - 1845	0	0	0	0	0	0	0	0	0	0.00	0	0
1845 - 1900	0	0	0	0	0	0	0	0	0	0.00	0	0
Hourly Total	0	0	0	0	0	0	0	0	0	0.00	0	0
Hourly Average	0.00	0.00	0.00	0.00	0.00	0.00	0.00	0.00	0.00	0.00	0.00	0.00
Session Total	0	0	1	0	2	0	0	0	3	3.00	0	0
Session Average	0.00	0.00	0.02	0.00	0.04	0.00	0.00	0.00	0.06	0.06	0.00	0.00

Epsom
Classified Junction Count

Site 1 of 3
A24 Dorking Road (East)
Woodcote Side
A24 Dorking Road (West)
Castle Road

Lat/Long
lat 51.324869° lon -0.279984°

Date
Tuesday 12 November 2019

Weather
Cloudy
Temp: 6°C

0700 - 1900 (Tuesday 12H Session)

	Movement 1.8: Eastbound from A24 Dorking Road (West) to A24 Dorking Road (East)								Original Data		OGV1	
TIME	P/CYCLE	M/CYCLE	CAR	TAXI	LGV	OGV1	OGV2	BUS/COACH	TOTAL	PCU TOTAL	Ambulances	Other
0700 - 0715	3	1	140	1	26	3	2	1	177	179.10	1	2
0715 - 0730	6	1	179	0	29	5	0	1	221	219.10	0	5
0730 - 0745	4	0	175	0	28	1	1	1	210	209.60	0	1
0745 - 0800	3	3	159	0	26	3	2	2	198	199.90	0	3
Hourly Total	16	5	653	1	109	12	5	5	806	807.70	1	11
Hourly Average	4.00	1.25	163.25	0.25	27.25	3.00	1.25	1.25	201.50	201.93	0.25	2.75
0800 - 0815	1	2	142	0	12	3	0	1	161	161.50	0	3
0815 - 0830	3	2	86	0	10	2	1	2	106	106.70	2	0
0830 - 0845	1	0	85	1	10	2	0	6	105	111.20	0	2
0845 - 0900	0	3	156	0	9	5	0	3	176	179.70	0	5
Hourly Total	5	7	469	1	41	12	1	12	548	559.10	2	10
Hourly Average	1.25	1.75	117.25	0.25	10.25	3.00	0.25	3.00	137.00	139.78	0.50	2.50
0900 - 0915	0	1	129	0	12	4	0	2	148	151.40	0	4
0915 - 0930	0	1	135	0	22	6	0	1	165	168.40	1	5
0930 - 0945	1	0	140	0	26	4	1	0	172	174.50	0	4
0945 - 1000	0	0	125	1	23	5	1	0	155	158.80	1	4
Hourly Total	1	2	529	1	83	19	2	3	640	653.10	2	17
Hourly Average	0.25	0.50	132.25	0.25	20.75	4.75	0.50	0.75	160.00	163.28	0.50	4.25
1000 - 1015	0	0	125	0	18	5	1	3	152	158.80	0	5
1015 - 1030	1	5	110	0	17	2	1	0	136	134.50	0	2
1030 - 1045	1	0	139	0	21	1	0	5	167	171.70	0	1
1045 - 1100	1	0	121	0	14	3	0	2	141	143.70	0	3
Hourly Total	3	5	495	0	70	11	2	10	596	608.70	0	11
Hourly Average	0.75	1.25	123.75	0.00	17.50	2.75	0.50	2.50	149.00	152.18	0.00	2.75
1100 - 1115	2	2	88	0	15	4	2	2	115	118.80	1	3
1115 - 1130	1	3	93	0	13	3	2	0	115	116.50	0	3
1130 - 1145	1	0	107	0	15	4	1	1	129	132.50	0	4
1145 - 1200	0	1	97	0	18	4	2	1	123	128.00	0	4
Hourly Total	4	6	385	0	61	15	7	4	482	495.80	1	14
Hourly Average	1.00	1.50	96.25	0.00	15.25	3.75	1.75	1.00	120.50	123.95	0.25	3.50
1200 - 1215	0	2	123	0	20	4	1	2	152	156.10	0	4
1215 - 1230	1	0	124	0	21	4	0	0	150	151.20	0	4
1230 - 1245	1	0	125	0	19	2	0	2	149	151.20	1	1
1245 - 1300	0	0	109	0	16	1	1	1	128	130.80	1	0
Hourly Total	2	2	481	0	76	11	2	5	579	589.30	2	9
Hourly Average	0.50	0.50	120.25	0.00	19.00	2.75	0.50	1.25	144.75	147.33	0.50	2.25
1300 - 1315	1	2	106	0	17	3	1	1	131	132.80	1	2
1315 - 1330	0	2	119	0	18	5	0	0	144	145.30	1	4
1330 - 1345	0	1	126	0	16	4	2	1	150	155.00	3	1
1345 - 1400	0	1	135	0	15	3	0	1	155	156.90	0	3
Hourly Total	1	6	486	0	66	15	3	3	580	590.00	5	10
Hourly Average	0.25	1.50	121.50	0.00	16.50	3.75	0.75	0.75	145.00	147.50	1.25	2.50
1400 - 1415	1	1	114	0	13	3	0	3	135	138.10	0	3
1415 - 1430	1	0	142	0	12	4	0	0	159	160.20	2	2
1430 - 1445	1	1	103	0	17	2	1	1	126	127.90	0	2
1445 - 1500	0	1	134	0	15	2	0	2	154	156.40	0	2
Hourly Total	3	3	493	0	57	11	1	6	574	582.60	2	9
Hourly Average	0.75	0.75	123.25	0.00	14.25	2.75	0.25	1.50	143.50	145.65	0.50	2.25
1500 - 1515	0	1	106	0	18	2	0	1	128	129.40	1	1
1515 - 1530	1	2	139	0	19	2	1	4	168	172.30	1	1
1530 - 1545	0	0	116	0	18	7	0	3	144	150.50	0	7
1545 - 1600	0	1	137	0	19	5	1	2	165	170.20	0	5
Hourly Total	1	4	498	0	74	16	2	10	605	622.40	2	14
Hourly Average	0.25	1.00	124.50	0.00	18.50	4.00	0.50	2.50	151.25	155.60	0.50	3.50
1600 - 1615	1	3	133	0	16	1	0	1	155	153.90	0	1
1615 - 1630	0	4	128	1	13	3	1	2	152	154.40	0	3
1630 - 1645	1	2	110	0	12	1	1	3	130	132.80	0	1
1645 - 1700	0	1	149	1	9	0	0	5	165	169.40	0	0
Hourly Total	2	10	520	2	50	5	2	11	602	610.50	0	5
Hourly Average	0.50	2.50	130.00	0.50	12.50	1.25	0.50	2.75	150.50	152.63	0.00	1.25
1700 - 1715	0	1	149	0	8	3	0	2	163	165.90	0	3
1715 - 1730	0	2	161	0	7	0	0	2	172	172.80	0	0
1730 - 1745	1	2	147	0	5	2	0	1	158	158.00	0	2
1745 - 1800	0	0	182	0	6	0	0	3	191	194.00	0	0
Hourly Total	1	5	639	0	26	5	0	8	684	690.70	0	5
Hourly Average	0.25	1.25	159.75	0.00	6.50	1.25	0.00	2.00	171.00	172.68	0.00	1.25
1800 - 1815	1	2	161	0	7	0	0	1	172	171.00	0	0
1815 - 1830	0	2	143	1	5	3	0	2	156	158.30	0	3
1830 - 1845	1	2	144	0	7	2	0	1	157	157.00	0	2
1845 - 1900	0	1	151	0	5	0	0	1	158	158.40	0	0
Hourly Total	2	7	599	1	24	5	0	5	643	644.70	0	5
Hourly Average	0.50	1.75	149.75	0.25	6.00	1.25	0.00	1.25	160.75	161.18	0.00	1.25
Session Total	41	62	6247	6	737	137	27	82	7339	7454.60	17	120
Session Average	0.85	1.29	130.15	0.13	15.35	2.85	0.56	1.71	152.90	155.30	0.35	2.50

Date
Wednesday 13 November 2019

Weather
Cloudy
Temp: 8°C

0700 - 1900 (Wednesday 12H Session)

	Movement 1.8: Eastbound from A24 Dorking Road (West) to A24 Dorking Road (East)								Original Data		OGV1	
TIME	P/CYCLE	M/CYCLE	CAR	TAXI	LGV	OGV1	OGV2	BUS/COACH	TOTAL	PCU TOTAL	Ambulances	Other
0700 - 0715	4	2	132	1	28	3	2	2	174	175.70	1	2
0715 - 0730	3	0	193	0	27	3	1	1	228	229.40	0	3
0730 - 0745	4	3	181	0	33	2	0	1	224	221.00	1	1
0745 - 0800	1	3	156	0	37	2	0	2	201	201.40	1	1
Hourly Total	12	8	662	1	125	10	3	6	827	827.50	3	7
Hourly Average	3.00	2.00	165.50	0.25	31.25	2.50	0.75	1.50	206.75	206.88	0.75	1.75
0800 - 0815	0	2	177	0	14	0	1	2	196	198.10	0	0
0815 - 0830	2	2	120	0	17	1	0	6	148	151.70	0	1
0830 - 0845	3	1	136	0	10	2	1	3	156	158.30	0	2
0845 - 0900	1	0	148	0	14	2	0	2	167	169.20	0	2
Hourly Total	6	5	581	0	55	5	2	13	667	677.30	0	5
Hourly Average	1.50	1.25	145.25	0.00	13.75	1.25	0.50	3.25	166.75	169.33	0.00	1.25
0900 - 0915	0	1	119	0	16	4	2	2	144	150.00	0	4
0915 - 0930	0	1	126	0	21	6	1	0	155	158.70	0	6
0930 - 0945	0	1	160	0	24	4	0	2	191	194.40	2	2
0945 - 1000	0	0	135	0	15	3	0	0	153	154.50	1	2
Hourly Total	0	3	540	0	76	17	3	4	643	657.60	3	14
Hourly Average	0.00	0.75	135.00	0.00	19.00	4.25	0.75	1.00	160.75	164.40	0.75	3.50
1000 - 1015	0	0	111	0	14	7	0	3	135	141.50	0	7
1015 - 1030	0	0	118	1	20	8	3	1	151	159.90	0	8
1030 - 1045	0	0	125	0	19	3	1	2	150	154.80	0	3
1045 - 1100	0	1	119	0	19	4	0	0	143	144.40	0	4
Hourly Total	0	1	473	1	72	22	4	6	579	600.60	0	22
Hourly Average	0.00	0.25	118.25	0.25	18.00	5.50	1.00	1.50	144.75	150.15	0.00	5.50
1100 - 1115	0	1	105	0	16	5	1	2	130	135.20	1	4
1115 - 1130	0	3	119	0	23	2	2	2	151	154.80	0	2
1130 - 1145	0	1	110	0	16	3	1	2	133	137.20	0	3
1145 - 1200	1	1	111	0	18	3	0	1	135	136.10	0	3
Hourly Total	1	6	445	0	73	13	4	7	549	563.30	1	12
Hourly Average	0.25	1.50	111.25	0.00	18.25	3.25	1.00	1.75	137.25	140.83	0.25	3.00
1200 - 1215	0	1	114	0	14	2	1	3	135	139.70	0	2
1215 - 1230	0	0	114	0	12	3	2	0	131	135.10	0	3
1230 - 1245	1	1	104	0	15	2	0	1	124	124.60	0	2
1245 - 1300	0	2	111	0	24	2	0	2	141	142.80	0	2
Hourly Total	1	4	443	0	65	9	3	6	531	542.20	0	9
Hourly Average	0.25	1.00	110.75	0.00	16.25	2.25	0.75	1.50	132.75	135.55	0.00	2.25
1300 - 1315	0	1	94	0	15	2	1	1	114	116.70	0	2
1315 - 1330	1	1	127	0	17	2	1	0	149	149.90	0	2
1330 - 1345	0	0	120	0	19	3	1	1	144	147.80	0	3
1345 - 1400	0	1	107	0	13	3	1	2	127	131.20	0	3
Hourly Total	1	3	448	0	64	10	4	4	534	545.60	0	10
Hourly Average	0.25	0.75	112.00	0.00	16.00	2.50	1.00	1.00	133.50	136.40	0.00	2.50
1400 - 1415	1	2	108	0	8	4	2	2	127	131.60	0	4
1415 - 1430	0	3	128	0	14	2	1	0	148	148.50	0	2
1430 - 1445	0	2	138	0	10	0	0	0	150	148.80	0	0
1445 - 1500	0	1	119	0	16	2	0	2	140	142.40	1	1
Hourly Total	1	8	493	0	48	8	3	4	565	571.30	1	7
Hourly Average	0.25	2.00	123.25	0.00	12.00	2.00	0.75	1.00	141.25	142.83	0.25	1.75
1500 - 1515	0	0	124	0	8	6	0	1	139	143.00	0	6
1515 - 1530	0	0	138	0	12	3	0	4	157	162.50	3	0
1530 - 1545	2	1	154	1	12	3	0	2	175	176.30	1	2
1545 - 1600	1	0	135	0	13	3	0	1	153	154.70	1	2
Hourly Total	3	1	551	1	45	15	0	8	624	636.50	5	10
Hourly Average	0.75	0.25	137.75	0.25	11.25	3.75	0.00	2.00	156.00	159.13	1.25	2.50
1600 - 1615	0	1	149	1	22	2	0	1	176	177.40	1	1
1615 - 1630	1	1	135	0	16	1	0	2	156	157.10	1	0
1630 - 1645	1	1	153	0	12	0	0	3	170	171.60	0	0
1645 - 1700	1	2	176	0	17	2	0	4	202	205.00	0	2
Hourly Total	3	5	613	1	67	5	0	10	704	711.10	2	3
Hourly Average	0.75	1.25	153.25	0.25	16.75	1.25	0.00	2.50	176.00	177.78	0.50	0.75
1700 - 1715	0	3	160	0	13	2	0	2	180	181.20	0	2
1715 - 1730	1	2	177	0	10	1	0	2	193	193.50	0	1
1730 - 1745	0	4	171	0	5	1	0	1	182	181.10	0	1
1745 - 1800	1	3	172	0	6	0	0	3	185	185.40	0	0
Hourly Total	2	12	680	0	34	4	0	8	740	741.20	0	4
Hourly Average	0.50	3.00	170.00	0.00	8.50	1.00	0.00	2.00	185.00	185.30	0.00	1.00
1800 - 1815	2	1	193	0	4	3	1	1	205	206.60	2	1
1815 - 1830	0	2	178	1	5	2	0	1	189	189.80	0	2
1830 - 1845	0	3	166	0	6	1	0	1	177	176.70	0	1
1845 - 1900	0	0	155	0	5	1	2	0	163	166.10	0	1
Hourly Total	2	6	692	1	20	7	3	3	734	739.20	2	5
Hourly Average	0.50	1.50	173.00	0.25	5.00	1.75	0.75	0.75	183.50	184.80	0.50	1.25
Session Total	32	62	6621	5	744	125	29	79	7697	7813.40	17	108
Session Average	0.67	1.29	137.94	0.10	15.50	2.60	0.60	1.65	160.35	162.78	0.35	2.25

Epsom
Classified Junction Count

Site 1 of 3
A24 Dorking Road (East)
Woodcote Side
A24 Dorking Road (West)
Castle Road

Lat/Long
lat 51.324869° lon -0.279984°

Date
Tuesday 12 November 2019

Weather
Cloudy
Temp: 6°C

0700 - 1900 (Tuesday 12H Session)

	Movement 1.9: Right from A24 Dorking Road (West) to Woodcote Side								Original Data		OGV1	
TIME	P/CYCLE	M/CYCLE	CAR	TAXI	LGV	OGV1	OGV2	BUS/COACH	TOTAL	PCU TOTAL	Ambulances	Other
0700 - 0715	0	0	14	0	4	1	0	0	19	19.50	0	1
0715 - 0730	0	0	21	0	2	0	0	1	24	25.00	0	0
0730 - 0745	1	0	49	0	6	0	0	0	56	55.20	0	0
0745 - 0800	0	0	55	0	15	1	0	0	71	71.50	0	1
Hourly Total	1	0	139	0	27	2	0	1	170	171.20	0	2
Hourly Average	0.25	0.00	34.75	0.00	6.75	0.50	0.00	0.25	42.50	42.80	0.00	0.50
0800 - 0815	0	0	67	0	9	1	0	0	77	77.50	1	0
0815 - 0830	0	0	50	0	4	2	0	1	57	59.00	0	2
0830 - 0845	1	0	54	0	4	0	0	1	60	60.20	0	0
0845 - 0900	0	0	42	0	5	1	2	0	50	53.10	0	1
Hourly Total	1	0	213	0	22	4	2	2	244	249.80	1	3
Hourly Average	0.25	0.00	53.25	0.00	5.50	1.00	0.50	0.50	61.00	62.45	0.25	0.75
0900 - 0915	0	0	35	0	4	2	1	0	42	44.30	0	2
0915 - 0930	0	0	29	0	3	0	0	0	32	32.00	0	0
0930 - 0945	0	0	31	0	3	0	0	0	34	34.00	0	0
0945 - 1000	1	0	21	0	2	0	0	0	24	23.20	0	0
Hourly Total	1	0	116	0	12	2	1	0	132	133.50	0	2
Hourly Average	0.25	0.00	29.00	0.00	3.00	0.50	0.25	0.00	33.00	33.38	0.00	0.50
1000 - 1015	1	0	23	0	2	1	0	0	27	26.70	0	1
1015 - 1030	0	0	24	0	3	2	0	0	29	30.00	0	2
1030 - 1045	0	0	19	1	3	1	0	0	24	24.50	0	1
1045 - 1100	1	0	23	0	2	0	1	0	27	27.50	0	0
Hourly Total	2	0	89	1	10	4	1	0	107	108.70	0	4
Hourly Average	0.50	0.00	22.25	0.25	2.50	1.00	0.25	0.00	26.75	27.18	0.00	1.00
1100 - 1115	0	0	18	0	1	0	0	0	19	19.00	0	0
1115 - 1130	1	0	17	0	3	0	0	0	21	20.20	0	0
1130 - 1145	0	0	28	1	0	0	1	0	30	31.30	0	0
1145 - 1200	0	0	33	0	1	0	0	0	34	34.00	0	0
Hourly Total	1	0	96	1	5	0	1	0	104	104.50	0	0
Hourly Average	0.25	0.00	24.00	0.25	1.25	0.00	0.25	0.00	26.00	26.13	0.00	0.00
1200 - 1215	0	0	21	0	2	0	0	0	23	23.00	0	0
1215 - 1230	1	0	28	0	2	0	0	0	31	30.20	0	0
1230 - 1245	0	0	19	0	4	0	0	0	23	23.00	0	0
1245 - 1300	0	0	22	0	5	0	0	0	27	27.00	0	0
Hourly Total	1	0	90	0	13	0	0	0	104	103.20	0	0
Hourly Average	0.25	0.00	22.50	0.00	3.25	0.00	0.00	0.00	26.00	25.80	0.00	0.00
1300 - 1315	0	1	17	0	1	0	0	0	19	18.40	0	0
1315 - 1330	0	0	25	0	1	1	0	0	27	27.50	0	1
1330 - 1345	0	0	27	0	1	0	0	0	28	28.00	0	0
1345 - 1400	0	0	19	0	4	0	0	0	23	23.00	0	0
Hourly Total	0	1	88	0	7	1	0	0	97	96.90	0	1
Hourly Average	0.00	0.25	22.00	0.00	1.75	0.25	0.00	0.00	24.25	24.23	0.00	0.25
1400 - 1415	0	0	20	0	7	0	0	0	27	27.00	0	0
1415 - 1430	0	0	20	0	2	0	1	0	23	24.30	0	0
1430 - 1445	0	0	22	0	4	1	0	0	27	27.50	0	1
1445 - 1500	1	0	22	0	1	0	0	0	24	23.20	0	0
Hourly Total	1	0	84	0	14	1	1	0	101	102.00	0	1
Hourly Average	0.25	0.00	21.00	0.00	3.50	0.25	0.25	0.00	25.25	25.50	0.00	0.25
1500 - 1515	0	0	29	0	2	0	0	0	31	31.00	0	0
1515 - 1530	1	0	27	0	5	1	1	0	35	36.00	0	1
1530 - 1545	0	0	37	0	3	0	0	0	40	40.00	0	0
1545 - 1600	0	0	35	0	1	0	0	0	36	36.00	0	0
Hourly Total	1	0	128	0	11	1	1	0	142	143.00	0	1
Hourly Average	0.25	0.00	32.00	0.00	2.75	0.25	0.25	0.00	35.50	35.75	0.00	0.25
1600 - 1615	0	0	38	0	6	1	0	0	45	45.50	0	1
1615 - 1630	0	0	60	0	2	0	0	0	62	62.00	0	0
1630 - 1645	0	1	65	0	4	0	0	0	70	69.40	0	0
1645 - 1700	0	0	60	0	2	1	0	0	63	63.50	0	1
Hourly Total	0	1	223	0	14	2	0	0	240	240.40	0	2
Hourly Average	0.00	0.25	55.75	0.00	3.50	0.50	0.00	0.00	60.00	60.10	0.00	0.50
1700 - 1715	0	0	69	0	6	0	0	0	75	75.00	0	0
1715 - 1730	0	0	80	0	3	0	0	0	83	83.00	0	0
1730 - 1745	0	0	72	0	6	0	0	0	78	78.00	0	0
1745 - 1800	0	0	55	0	7	0	0	0	62	62.00	0	0
Hourly Total	0	0	276	0	22	0	0	0	298	298.00	0	0
Hourly Average	0.00	0.00	69.00	0.00	5.50	0.00	0.00	0.00	74.50	74.50	0.00	0.00
1800 - 1815	0	0	62	0	0	0	0	0	62	62.00	0	0
1815 - 1830	0	0	39	0	3	0	0	0	42	42.00	0	0
1830 - 1845	0	0	39	0	1	0	0	0	40	40.00	0	0
1845 - 1900	0	0	17	0	1	0	0	0	18	18.00	0	0
Hourly Total	0	0	157	0	5	0	0	0	162	162.00	0	0
Hourly Average	0.00	0.00	39.25	0.00	1.25	0.00	0.00	0.00	40.50	40.50	0.00	0.00
Session Total	9	2	1699	2	162	17	7	3	1901	1913.20	1	16
Session Average	0.19	0.04	35.40	0.04	3.38	0.35	0.15	0.06	39.60	39.86	0.02	0.33

Date
Wednesday 13 November 2019

Weather
Cloudy
Temp: 8°C

0700 - 1900 (Wednesday 12H Session)

	Movement 1.9: Right from A24 Dorking Road (West) to Woodcote Side								Original Data		OGV1	
TIME	P/CYCLE	M/CYCLE	CAR	TAXI	LGV	OGV1	OGV2	BUS/COACH	TOTAL	PCU TOTAL	Ambulances	Other
0700 - 0715	0	0	24	0	2	1	0	1	28	29.50	0	1
0715 - 0730	0	0	38	0	4	0	0	1	43	44.00	0	0
0730 - 0745	0	1	39	0	5	0	0	0	45	44.40	0	0
0745 - 0800	1	0	75	0	6	3	0	0	85	85.70	0	3
Hourly Total	1	1	176	0	17	4	0	2	201	203.60	0	4
Hourly Average	0.25	0.25	44.00	0.00	4.25	1.00	0.00	0.50	50.25	50.90	0.00	1.00
0800 - 0815	1	0	94	0	11	0	2	0	108	109.80	0	0
0815 - 0830	0	0	91	0	2	1	0	0	94	94.50	0	1
0830 - 0845	1	0	71	0	5	0	1	0	78	78.50	0	0
0845 - 0900	0	0	48	0	2	1	0	0	51	51.50	0	1
Hourly Total	2	0	304	0	20	2	3	0	331	334.30	0	2
Hourly Average	0.50	0.00	76.00	0.00	5.00	0.50	0.75	0.00	82.75	83.58	0.00	0.50
0900 - 0915	0	0	34	0	6	2	0	0	42	43.00	0	2
0915 - 0930	0	0	30	0	4	3	1	0	38	40.80	0	3
0930 - 0945	0	0	31	0	2	0	0	0	33	33.00	0	0
0945 - 1000	0	0	24	0	4	0	0	0	28	28.00	0	0
Hourly Total	0	0	119	0	16	5	1	0	141	144.80	0	5
Hourly Average	0.00	0.00	29.75	0.00	4.00	1.25	0.25	0.00	35.25	36.20	0.00	1.25
1000 - 1015	0	0	21	0	5	1	0	0	27	27.50	0	1
1015 - 1030	1	0	13	0	2	0	0	0	16	15.20	0	0
1030 - 1045	0	0	19	0	1	0	0	0	20	20.00	0	0
1045 - 1100	0	0	16	0	5	2	0	0	23	24.00	0	2
Hourly Total	1	0	69	0	13	3	0	0	86	86.70	0	3
Hourly Average	0.25	0.00	17.25	0.00	3.25	0.75	0.00	0.00	21.50	21.68	0.00	0.75
1100 - 1115	0	0	21	0	4	0	1	0	26	27.30	0	0
1115 - 1130	0	0	12	0	3	0	0	0	15	15.00	0	0
1130 - 1145	0	0	21	0	9	2	1	0	33	35.30	0	2
1145 - 1200	1	0	17	0	5	2	0	0	25	25.20	0	2
Hourly Total	1	0	71	0	21	4	2	0	99	102.80	0	4
Hourly Average	0.25	0.00	17.75	0.00	5.25	1.00	0.50	0.00	24.75	25.70	0.00	1.00
1200 - 1215	0	1	12	1	3	1	0	0	18	17.90	0	1
1215 - 1230	0	0	13	0	1	0	0	0	14	14.00	0	0
1230 - 1245	0	0	16	0	2	2	0	0	20	21.00	0	2
1245 - 1300	0	0	22	0	0	0	0	0	22	22.00	0	0
Hourly Total	0	1	63	1	6	3	0	0	74	74.90	0	3
Hourly Average	0.00	0.25	15.75	0.25	1.50	0.75	0.00	0.00	18.50	18.73	0.00	0.75
1300 - 1315	1	0	18	0	1	0	1	0	21	21.50	0	0
1315 - 1330	2	0	25	0	2	1	0	0	30	28.90	0	1
1330 - 1345	1	0	16	0	4	1	1	0	23	24.00	0	1
1345 - 1400	0	0	25	0	4	1	0	0	30	30.50	0	1
Hourly Total	4	0	84	0	11	3	2	0	104	104.90	0	3
Hourly Average	1.00	0.00	21.00	0.00	2.75	0.75	0.50	0.00	26.00	26.23	0.00	0.75
1400 - 1415	1	0	15	0	4	1	1	0	22	23.00	0	1
1415 - 1430	0	0	22	0	3	0	1	0	26	27.30	0	0
1430 - 1445	0	2	23	0	3	0	0	0	28	26.80	0	0
1445 - 1500	0	0	20	0	8	1	0	0	29	29.50	0	1
Hourly Total	1	2	80	0	18	2	2	0	105	106.60	0	2
Hourly Average	0.25	0.50	20.00	0.00	4.50	0.50	0.50	0.00	26.25	26.65	0.00	0.50
1500 - 1515	0	0	35	0	5	0	0	0	40	40.00	0	0
1515 - 1530	0	0	25	0	10	0	0	0	35	35.00	0	0
1530 - 1545	0	0	37	1	3	0	0	0	41	41.00	0	0
1545 - 1600	0	2	40	1	4	0	0	0	47	45.80	0	0
Hourly Total	0	2	137	2	22	0	0	0	163	161.80	0	0
Hourly Average	0.00	0.50	34.25	0.50	5.50	0.00	0.00	0.00	40.75	40.45	0.00	0.00
1600 - 1615	0	0	55	0	3	1	0	0	59	59.50	0	1
1615 - 1630	1	0	61	0	3	0	0	0	65	64.20	0	0
1630 - 1645	0	0	62	0	9	0	0	0	71	71.00	0	0
1645 - 1700	1	0	77	0	4	0	0	0	82	81.20	0	0
Hourly Total	2	0	255	0	19	1	0	0	277	275.90	0	1
Hourly Average	0.50	0.00	63.75	0.00	4.75	0.25	0.00	0.00	69.25	68.98	0.00	0.25
1700 - 1715	0	0	72	0	3	0	0	0	75	75.00	0	0
1715 - 1730	0	0	62	0	2	1	0	0	65	65.50	1	0
1730 - 1745	0	0	57	0	1	0	0	0	58	58.00	0	0
1745 - 1800	0	0	67	0	3	2	0	0	72	73.00	2	0
Hourly Total	0	0	258	0	9	3	0	0	270	271.50	3	0
Hourly Average	0.00	0.00	64.50	0.00	2.25	0.75	0.00	0.00	67.50	67.88	0.75	0.00
1800 - 1815	0	0	47	0	3	0	0	0	50	50.00	0	0
1815 - 1830	0	0	38	0	0	0	0	0	38	38.00	0	0
1830 - 1845	0	0	30	0	1	0	0	0	31	31.00	0	0
1845 - 1900	0	0	32	0	1	0	0	0	33	33.00	0	0
Hourly Total	0	0	147	0	5	0	0	0	152	152.00	0	0
Hourly Average	0.00	0.00	36.75	0.00	1.25	0.00	0.00	0.00	38.00	38.00	0.00	0.00
Session Total	12	6	1763	3	177	30	10	2	2003	2019.80	3	27
Session Average	0.25	0.13	36.73	0.06	3.69	0.63	0.21	0.04	41.73	42.08	0.06	0.56

Epsom
Classified Junction Count

Site 1 of 3
A24 Dorking Road (East)
Woodcote Side
A24 Dorking Road (West)
Castle Road

Lat/Long
lat 51.324869° lon -0.279984°

Date
Tuesday 12 November 2019

Weather
Cloudy
Temp: 6°C

0700 - 1900 (Tuesday 12H Session)

	Movement 1.10: Left from Castle Road to A24 Dorking Road (East)								Original Data		OGV1	
TIME	P/CYCLE	M/CYCLE	CAR	TAXI	LGV	OGV1	OGV2	BUS/COACH	TOTAL	PCU TOTAL	Ambulances	Other
0700 - 0715	0	0	2	0	0	0	0	0	2	2.00	0	0
0715 - 0730	0	0	2	0	0	0	0	0	2	2.00	0	0
0730 - 0745	0	0	0	0	1	1	0	0	2	2.50	0	1
0745 - 0800	0	0	3	0	0	0	0	0	3	3.00	0	0
Hourly Total	0	0	7	0	1	1	0	0	9	9.50	0	1
Hourly Average	0.00	0.00	1.75	0.00	0.25	0.25	0.00	0.00	2.25	2.38	0.00	0.25
0800 - 0815	0	0	4	0	0	0	0	0	4	4.00	0	0
0815 - 0830	0	0	1	0	0	0	0	0	1	1.00	0	0
0830 - 0845	0	0	1	0	0	0	0	0	1	1.00	0	0
0845 - 0900	0	0	2	0	0	0	0	0	2	2.00	0	0
Hourly Total	0	0	8	0	0	0	0	0	8	8.00	0	0
Hourly Average	0.00	0.00	2.00	0.00	0.00	0.00	0.00	0.00	2.00	2.00	0.00	0.00
0900 - 0915	0	0	1	0	0	0	0	0	1	1.00	0	0
0915 - 0930	0	0	0	0	0	0	0	0	0	0.00	0	0
0930 - 0945	0	0	0	0	0	0	0	0	0	0.00	0	0
0945 - 1000	0	0	1	0	0	0	0	0	1	1.00	0	0
Hourly Total	0	0	2	0	0	0	0	0	2	2.00	0	0
Hourly Average	0.00	0.00	0.50	0.00	0.00	0.00	0.00	0.00	0.50	0.50	0.00	0.00
1000 - 1015	0	0	1	0	0	0	0	0	1	1.00	0	0
1015 - 1030	0	0	0	0	0	0	0	0	0	0.00	0	0
1030 - 1045	0	0	2	0	0	0	0	0	2	2.00	0	0
1045 - 1100	0	0	0	0	0	0	0	0	0	0.00	0	0
Hourly Total	0	0	3	0	0	0	0	0	3	3.00	0	0
Hourly Average	0.00	0.00	0.75	0.00	0.00	0.00	0.00	0.00	0.75	0.75	0.00	0.00
1100 - 1115	0	0	0	0	0	0	0	0	0	0.00	0	0
1115 - 1130	0	0	0	0	0	0	0	0	0	0.00	0	0
1130 - 1145	0	0	0	0	0	0	0	0	0	0.00	0	0
1145 - 1200	0	0	0	0	0	0	0	0	0	0.00	0	0
Hourly Total	0	0	0	0	0	0	0	0	0	0.00	0	0
Hourly Average	0.00	0.00	0.00	0.00	0.00	0.00	0.00	0.00	0.00	0.00	0.00	0.00
1200 - 1215	0	0	0	0	0	0	0	0	0	0.00	0	0
1215 - 1230	0	0	1	0	0	0	0	0	1	1.00	0	0
1230 - 1245	0	0	0	0	0	0	0	0	0	0.00	0	0
1245 - 1300	0	0	0	0	0	0	0	0	0	0.00	0	0
Hourly Total	0	0	1	0	0	0	0	0	1	1.00	0	0
Hourly Average	0.00	0.00	0.25	0.00	0.00	0.00	0.00	0.00	0.25	0.25	0.00	0.00
1300 - 1315	0	0	0	0	0	0	0	0	0	0.00	0	0
1315 - 1330	0	0	0	0	0	0	0	0	0	0.00	0	0
1330 - 1345	0	0	1	0	0	0	0	0	1	1.00	0	0
1345 - 1400	0	0	0	0	3	0	0	0	3	3.00	0	0
Hourly Total	0	0	1	0	3	0	0	0	4	4.00	0	0
Hourly Average	0.00	0.00	0.25	0.00	0.75	0.00	0.00	0.00	1.00	1.00	0.00	0.00
1400 - 1415	0	0	0	0	0	0	0	0	0	0.00	0	0
1415 - 1430	0	0	0	0	0	0	0	0	0	0.00	0	0
1430 - 1445	0	0	0	0	0	0	0	0	0	0.00	0	0
1445 - 1500	0	0	1	0	0	0	0	0	1	1.00	0	0
Hourly Total	0	0	1	0	0	0	0	0	1	1.00	0	0
Hourly Average	0.00	0.00	0.25	0.00	0.00	0.00	0.00	0.00	0.25	0.25	0.00	0.00
1500 - 1515	0	0	1	0	0	0	0	0	1	1.00	0	0
1515 - 1530	0	0	1	0	0	0	0	0	1	1.00	0	0
1530 - 1545	0	0	0	0	0	0	0	0	0	0.00	0	0
1545 - 1600	0	0	0	0	0	0	0	0	0	0.00	0	0
Hourly Total	0	0	2	0	0	0	0	0	2	2.00	0	0
Hourly Average	0.00	0.00	0.50	0.00	0.00	0.00	0.00	0.00	0.50	0.50	0.00	0.00
1600 - 1615	0	0	0	0	0	0	0	0	0	0.00	0	0
1615 - 1630	0	0	0	0	0	0	0	0	0	0.00	0	0
1630 - 1645	0	0	1	0	0	0	0	0	1	1.00	0	0
1645 - 1700	0	0	1	0	0	0	0	0	1	1.00	0	0
Hourly Total	0	0	2	0	0	0	0	0	2	2.00	0	0
Hourly Average	0.00	0.00	0.50	0.00	0.00	0.00	0.00	0.00	0.50	0.50	0.00	0.00
1700 - 1715	0	0	0	0	0	0	0	0	0	0.00	0	0
1715 - 1730	0	0	1	0	1	0	0	0	2	2.00	0	0
1730 - 1745	0	0	0	0	0	0	0	0	0	0.00	0	0
1745 - 1800	0	0	0	0	0	0	0	0	0	0.00	0	0
Hourly Total	0	0	1	0	1	0	0	0	2	2.00	0	0
Hourly Average	0.00	0.00	0.25	0.00	0.25	0.00	0.00	0.00	0.50	0.50	0.00	0.00
1800 - 1815	0	0	0	0	0	0	0	0	0	0.00	0	0
1815 - 1830	0	0	1	0	0	0	0	0	1	1.00	0	0
1830 - 1845	0	0	0	0	0	0	0	0	0	0.00	0	0
1845 - 1900	0	0	0	0	0	0	0	0	0	0.00	0	0
Hourly Total	0	0	1	0	0	0	0	0	1	1.00	0	0
Hourly Average	0.00	0.00	0.25	0.00	0.00	0.00	0.00	0.00	0.25	0.25	0.00	0.00
Session Total	0	0	29	0	5	1	0	0	35	35.50	0	1
Session Average	0.00	0.00	0.60	0.00	0.10	0.02	0.00	0.00	0.73	0.74	0.00	0.02

Date
Wednesday 13 November 2019

Weather
Cloudy
Temp: 8°C

0700 - 1900 (Wednesday 12H Session)

	Movement 1.10: Left from Castle Road to A24 Dorking Road (East)								Original Data		OGV1	
TIME	P/CYCLE	M/CYCLE	CAR	TAXI	LGV	OGV1	OGV2	BUS/COACH	TOTAL	PCU TOTAL	Ambulances	Other
0700 - 0715	0	0	0	0	0	0	0	0	0	0.00	0	0
0715 - 0730	0	0	1	0	1	0	0	0	2	2.00	0	0
0730 - 0745	0	0	0	0	0	0	0	0	0	0.00	0	0
0745 - 0800	0	0	1	0	0	0	0	0	1	1.00	0	0
Hourly Total	0	0	2	0	1	0	0	0	3	3.00	0	0
Hourly Average	0.00	0.00	0.50	0.00	0.25	0.00	0.00	0.00	0.75	0.75	0.00	0.00
0800 - 0815	0	0	1	0	0	0	0	0	1	1.00	0	0
0815 - 0830	0	0	2	0	0	0	0	0	2	2.00	0	0
0830 - 0845	1	0	0	0	0	0	0	0	1	0.20	0	0
0845 - 0900	0	0	0	0	0	0	0	0	0	0.00	0	0
Hourly Total	1	0	3	0	0	0	0	0	4	3.20	0	0
Hourly Average	0.25	0.00	0.75	0.00	0.00	0.00	0.00	0.00	1.00	0.80	0.00	0.00
0900 - 0915	0	0	0	0	0	0	0	0	0	0.00	0	0
0915 - 0930	0	0	1	0	0	0	0	0	1	1.00	0	0
0930 - 0945	0	0	1	0	0	0	0	0	1	1.00	0	0
0945 - 1000	0	0	1	0	0	0	0	0	1	1.00	0	0
Hourly Total	0	0	3	0	0	0	0	0	3	3.00	0	0
Hourly Average	0.00	0.00	0.75	0.00	0.00	0.00	0.00	0.00	0.75	0.75	0.00	0.00
1000 - 1015	0	0	0	0	0	0	0	0	0	0.00	0	0
1015 - 1030	0	0	0	0	0	0	0	0	0	0.00	0	0
1030 - 1045	0	0	0	0	1	0	0	0	1	1.00	0	0
1045 - 1100	0	0	1	0	0	0	0	0	1	1.00	0	0
Hourly Total	0	0	1	0	1	0	0	0	2	2.00	0	0
Hourly Average	0.00	0.00	0.25	0.00	0.25	0.00	0.00	0.00	0.50	0.50	0.00	0.00
1100 - 1115	0	0	1	0	0	0	0	0	1	1.00	0	0
1115 - 1130	0	1	0	0	0	0	0	0	1	0.40	0	0
1130 - 1145	0	0	1	0	0	0	0	0	1	1.00	0	0
1145 - 1200	0	0	0	0	0	0	0	0	0	0.00	0	0
Hourly Total	0	1	2	0	0	0	0	0	3	2.40	0	0
Hourly Average	0.00	0.25	0.50	0.00	0.00	0.00	0.00	0.00	0.75	0.60	0.00	0.00
1200 - 1215	0	0	1	0	1	0	0	0	2	2.00	0	0
1215 - 1230	0	0	1	0	0	0	0	0	1	1.00	0	0
1230 - 1245	0	0	0	0	0	0	0	0	0	0.00	0	0
1245 - 1300	0	0	0	0	0	0	0	0	0	0.00	0	0
Hourly Total	0	0	2	0	1	0	0	0	3	3.00	0	0
Hourly Average	0.00	0.00	0.50	0.00	0.25	0.00	0.00	0.00	0.75	0.75	0.00	0.00
1300 - 1315	0	0	1	0	0	0	0	0	1	1.00	0	0
1315 - 1330	0	0	0	0	0	0	0	0	0	0.00	0	0
1330 - 1345	0	0	1	0	0	0	0	0	1	1.00	0	0
1345 - 1400	0	0	0	0	0	0	0	0	0	0.00	0	0
Hourly Total	0	0	2	0	0	0	0	0	2	2.00	0	0
Hourly Average	0.00	0.00	0.50	0.00	0.00	0.00	0.00	0.00	0.50	0.50	0.00	0.00
1400 - 1415	0	1	0	0	0	0	0	0	1	0.40	0	0
1415 - 1430	0	0	1	0	0	0	0	0	1	1.00	0	0
1430 - 1445	0	0	1	0	0	0	0	0	1	1.00	0	0
1445 - 1500	0	0	2	0	0	0	0	0	2	2.00	0	0
Hourly Total	0	1	4	0	0	0	0	0	5	4.40	0	0
Hourly Average	0.00	0.25	1.00	0.00	0.00	0.00	0.00	0.00	1.25	1.10	0.00	0.00
1500 - 1515	0	0	0	0	0	0	0	0	0	0.00	0	0
1515 - 1530	0	0	2	0	0	0	0	0	2	2.00	0	0
1530 - 1545	0	0	0	0	1	0	0	0	1	1.00	0	0
1545 - 1600	0	0	2	0	1	0	0	0	3	3.00	0	0
Hourly Total	0	0	4	0	2	0	0	0	6	6.00	0	0
Hourly Average	0.00	0.00	1.00	0.00	0.50	0.00	0.00	0.00	1.50	1.50	0.00	0.00
1600 - 1615	0	0	0	0	0	0	0	0	0	0.00	0	0
1615 - 1630	0	0	0	0	0	0	0	0	0	0.00	0	0
1630 - 1645	0	0	1	0	0	0	0	0	1	1.00	0	0
1645 - 1700	0	0	0	0	0	0	0	0	0	0.00	0	0
Hourly Total	0	0	1	0	0	0	0	0	1	1.00	0	0
Hourly Average	0.00	0.00	0.25	0.00	0.00	0.00	0.00	0.00	0.25	0.25	0.00	0.00
1700 - 1715	0	0	1	0	0	0	0	0	1	1.00	0	0
1715 - 1730	0	0	1	0	0	0	0	0	1	1.00	0	0
1730 - 1745	0	0	1	0	0	0	0	0	1	1.00	0	0
1745 - 1800	0	0	0	0	0	0	0	0	0	0.00	0	0
Hourly Total	0	0	3	0	0	0	0	0	3	3.00	0	0
Hourly Average	0.00	0.00	0.75	0.00	0.00	0.00	0.00	0.00	0.75	0.75	0.00	0.00
1800 - 1815	0	0	0	0	0	0	0	0	0	0.00	0	0
1815 - 1830	0	0	0	0	0	0	0	0	0	0.00	0	0
1830 - 1845	0	0	0	0	0	0	0	0	0	0.00	0	0
1845 - 1900	0	0	0	0	0	0	0	0	0	0.00	0	0
Hourly Total	0	0	0	0	0	0	0	0	0	0.00	0	0
Hourly Average	0.00	0.00	0.00	0.00	0.00	0.00	0.00	0.00	0.00	0.00	0.00	0.00
Session Total	1	2	27	0	5	0	0	0	35	33.00	0	0
Session Average	0.02	0.04	0.56	0.00	0.10	0.00	0.00	0.00	0.73	0.69	0.00	0.00

Epsom
Classified Junction Count

Site 1 of 3
A24 Dorking Road (East)
Woodcote Side
A24 Dorking Road (West)
Castle Road

Lat/Long
lat 51.324869° lon -0.279984°

Date
Tuesday 12 November 2019

Weather
Cloudy
Temp: 6°C

0700 - 1900 (Tuesday 12H Session)

	Movement 1.11: Southbound from Castle Road to Woodcote Side								Original Data		OGV1	
TIME	P/CYCLE	M/CYCLE	CAR	TAXI	LGV	OGV1	OGV2	BUS/COACH	TOTAL	PCU TOTAL	Ambulances	Other
0700 - 0715	0	0	0	0	0	0	0	0	0	0.00	0	0
0715 - 0730	0	0	0	0	0	0	0	0	0	0.00	0	0
0730 - 0745	0	0	0	0	0	0	0	0	0	0.00	0	0
0745 - 0800	0	0	0	0	0	0	0	0	0	0.00	0	0
Hourly Total	0	0	0	0	0	0	0	0	0	0.00	0	0
Hourly Average	0.00	0.00	0.00	0.00	0.00	0.00	0.00	0.00	0.00	0.00	0.00	0.00
0800 - 0815	0	0	1	0	0	0	0	0	1	1.00	0	0
0815 - 0830	0	0	0	0	0	0	0	0	0	0.00	0	0
0830 - 0845	0	0	2	0	0	0	0	0	2	2.00	0	0
0845 - 0900	0	0	1	0	0	0	0	0	1	1.00	0	0
Hourly Total	0	0	4	0	0	0	0	0	4	4.00	0	0
Hourly Average	0.00	0.00	1.00	0.00	0.00	0.00	0.00	0.00	1.00	1.00	0.00	0.00
0900 - 0915	0	0	0	0	0	0	0	0	0	0.00	0	0
0915 - 0930	0	0	0	0	0	0	0	0	0	0.00	0	0
0930 - 0945	0	0	0	0	0	0	0	0	0	0.00	0	0
0945 - 1000	0	0	0	0	0	0	0	0	0	0.00	0	0
Hourly Total	0	0	0	0	0	0	0	0	0	0.00	0	0
Hourly Average	0.00	0.00	0.00	0.00	0.00	0.00	0.00	0.00	0.00	0.00	0.00	0.00
1000 - 1015	0	0	0	0	0	0	0	0	0	0.00	0	0
1015 - 1030	0	0	1	0	0	0	0	0	1	1.00	0	0
1030 - 1045	0	0	1	0	0	0	0	0	1	1.00	0	0
1045 - 1100	0	0	0	0	0	0	0	0	0	0.00	0	0
Hourly Total	0	0	2	0	0	0	0	0	2	2.00	0	0
Hourly Average	0.00	0.00	0.50	0.00	0.00	0.00	0.00	0.00	0.50	0.50	0.00	0.00
1100 - 1115	0	0	0	0	0	0	0	0	0	0.00	0	0
1115 - 1130	0	0	0	0	0	0	0	0	0	0.00	0	0
1130 - 1145	0	0	0	0	0	0	0	0	0	0.00	0	0
1145 - 1200	0	0	0	0	0	0	0	0	0	0.00	0	0
Hourly Total	0	0	0	0	0	0	0	0	0	0.00	0	0
Hourly Average	0.00	0.00	0.00	0.00	0.00	0.00	0.00	0.00	0.00	0.00	0.00	0.00
1200 - 1215	0	0	0	0	0	0	0	0	0	0.00	0	0
1215 - 1230	0	0	0	0	0	0	0	0	0	0.00	0	0
1230 - 1245	0	0	0	0	0	0	0	0	0	0.00	0	0
1245 - 1300	0	0	0	0	0	0	0	0	0	0.00	0	0
Hourly Total	0	0	0	0	0	0	0	0	0	0.00	0	0
Hourly Average	0.00	0.00	0.00	0.00	0.00	0.00	0.00	0.00	0.00	0.00	0.00	0.00
1300 - 1315	0	0	0	0	0	0	0	0	0	0.00	0	0
1315 - 1330	0	0	0	0	0	0	0	0	0	0.00	0	0
1330 - 1345	0	0	0	0	0	0	0	0	0	0.00	0	0
1345 - 1400	0	0	0	0	0	0	0	0	0	0.00	0	0
Hourly Total	0	0	0	0	0	0	0	0	0	0.00	0	0
Hourly Average	0.00	0.00	0.00	0.00	0.00	0.00	0.00	0.00	0.00	0.00	0.00	0.00
1400 - 1415	0	0	0	0	0	0	0	0	0	0.00	0	0
1415 - 1430	0	0	0	0	1	0	0	0	1	1.00	0	0
1430 - 1445	0	0	0	0	0	0	0	0	0	0.00	0	0
1445 - 1500	0	0	0	0	0	0	0	0	0	0.00	0	0
Hourly Total	0	0	0	0	1	0	0	0	1	1.00	0	0
Hourly Average	0.00	0.00	0.00	0.00	0.25	0.00	0.00	0.00	0.25	0.25	0.00	0.00
1500 - 1515	0	0	1	0	0	0	0	0	1	1.00	0	0
1515 - 1530	0	0	0	0	0	0	0	0	0	0.00	0	0
1530 - 1545	0	0	0	0	0	0	0	0	0	0.00	0	0
1545 - 1600	0	0	0	0	0	0	0	0	0	0.00	0	0
Hourly Total	0	0	1	0	0	0	0	0	1	1.00	0	0
Hourly Average	0.00	0.00	0.25	0.00	0.00	0.00	0.00	0.00	0.25	0.25	0.00	0.00
1600 - 1615	0	0	1	0	0	0	0	0	1	1.00	0	0
1615 - 1630	0	0	0	0	0	0	0	0	0	0.00	0	0
1630 - 1645	0	0	0	0	0	0	0	0	0	0.00	0	0
1645 - 1700	0	0	0	0	0	0	0	0	0	0.00	0	0
Hourly Total	0	0	1	0	0	0	0	0	1	1.00	0	0
Hourly Average	0.00	0.00	0.25	0.00	0.00	0.00	0.00	0.00	0.25	0.25	0.00	0.00
1700 - 1715	0	0	0	0	0	0	0	0	0	0.00	0	0
1715 - 1730	0	0	1	0	0	0	0	0	1	1.00	0	0
1730 - 1745	0	0	0	0	0	0	0	0	0	0.00	0	0
1745 - 1800	0	0	0	0	0	0	0	0	0	0.00	0	0
Hourly Total	0	0	1	0	0	0	0	0	1	1.00	0	0
Hourly Average	0.00	0.00	0.25	0.00	0.00	0.00	0.00	0.00	0.25	0.25	0.00	0.00
1800 - 1815	0	0	0	0	0	0	0	0	0	0.00	0	0
1815 - 1830	0	0	0	0	0	0	0	0	0	0.00	0	0
1830 - 1845	0	0	0	0	0	0	0	0	0	0.00	0	0
1845 - 1900	0	0	0	0	0	0	0	0	0	0.00	0	0
Hourly Total	0	0	0	0	0	0	0	0	0	0.00	0	0
Hourly Average	0.00	0.00	0.00	0.00	0.00	0.00	0.00	0.00	0.00	0.00	0.00	0.00
Session Total	0	0	9	0	1	0	0	0	10	10.00	0	0
Session Average	0.00	0.00	0.19	0.00	0.02	0.00	0.00	0.00	0.21	0.21	0.00	0.00

Date
Wednesday 13 November 2019

Weather
Cloudy
Temp: 8°C

0700 - 1900 (Wednesday 12H Session)

	Movement 1.11: Southbound from Castle Road to Woodcote Side								Original Data		OGV1	
TIME	P/CYCLE	M/CYCLE	CAR	TAXI	LGV	OGV1	OGV2	BUS/COACH	TOTAL	PCU TOTAL	Ambulances	Other
0700 - 0715	0	0	0	0	0	0	0	0	0	0.00	0	0
0715 - 0730	0	0	0	0	0	0	0	0	0	0.00	0	0
0730 - 0745	0	0	0	0	0	0	0	0	0	0.00	0	0
0745 - 0800	0	0	0	0	0	0	0	0	0	0.00	0	0
Hourly Total	0	0	0	0	0	0	0	0	0	0.00	0	0
Hourly Average	0.00	0.00	0.00	0.00	0.00	0.00	0.00	0.00	0.00	0.00	0.00	0.00
0800 - 0815	0	0	0	0	0	0	0	0	0	0.00	0	0
0815 - 0830	0	0	0	0	0	0	0	0	0	0.00	0	0
0830 - 0845	0	0	1	0	0	0	0	0	1	1.00	0	0
0845 - 0900	0	0	0	0	0	0	0	0	0	0.00	0	0
Hourly Total	0	0	1	0	0	0	0	0	1	1.00	0	0
Hourly Average	0.00	0.00	0.25	0.00	0.00	0.00	0.00	0.00	0.25	0.25	0.00	0.00
0900 - 0915	0	0	0	0	0	0	0	0	0	0.00	0	0
0915 - 0930	0	0	0	0	0	0	0	0	0	0.00	0	0
0930 - 0945	0	0	0	0	0	0	0	0	0	0.00	0	0
0945 - 1000	0	0	0	0	0	0	0	0	0	0.00	0	0
Hourly Total	0	0	0	0	0	0	0	0	0	0.00	0	0
Hourly Average	0.00	0.00	0.00	0.00	0.00	0.00	0.00	0.00	0.00	0.00	0.00	0.00
1000 - 1015	0	0	0	0	0	0	0	0	0	0.00	0	0
1015 - 1030	0	0	0	0	0	0	0	0	0	0.00	0	0
1030 - 1045	0	0	0	0	0	0	0	0	0	0.00	0	0
1045 - 1100	0	0	0	0	0	0	0	0	0	0.00	0	0
Hourly Total	0	0	0	0	0	0	0	0	0	0.00	0	0
Hourly Average	0.00	0.00	0.00	0.00	0.00	0.00	0.00	0.00	0.00	0.00	0.00	0.00
1100 - 1115	0	0	0	0	0	0	0	0	0	0.00	0	0
1115 - 1130	0	0	0	0	0	0	0	0	0	0.00	0	0
1130 - 1145	0	0	0	0	0	0	0	0	0	0.00	0	0
1145 - 1200	0	0	0	0	0	0	0	0	0	0.00	0	0
Hourly Total	0	0	0	0	0	0	0	0	0	0.00	0	0
Hourly Average	0.00	0.00	0.00	0.00	0.00	0.00	0.00	0.00	0.00	0.00	0.00	0.00
1200 - 1215	0	0	0	0	0	0	0	0	0	0.00	0	0
1215 - 1230	0	0	0	0	0	0	0	0	0	0.00	0	0
1230 - 1245	0	0	0	0	0	0	0	0	0	0.00	0	0
1245 - 1300	0	0	0	0	0	0	0	0	0	0.00	0	0
Hourly Total	0	0	0	0	0	0	0	0	0	0.00	0	0
Hourly Average	0.00	0.00	0.00	0.00	0.00	0.00	0.00	0.00	0.00	0.00	0.00	0.00
1300 - 1315	0	0	0	0	0	0	0	0	0	0.00	0	0
1315 - 1330	0	0	0	0	0	0	0	0	0	0.00	0	0
1330 - 1345	1	0	0	0	0	0	0	0	1	0.20	0	0
1345 - 1400	0	0	0	0	0	0	0	0	0	0.00	0	0
Hourly Total	1	0	0	0	0	0	0	0	1	0.20	0	0
Hourly Average	0.25	0.00	0.00	0.00	0.00	0.00	0.00	0.00	0.25	0.05	0.00	0.00
1400 - 1415	0	0	0	0	0	0	0	0	0	0.00	0	0
1415 - 1430	0	0	0	0	0	0	0	0	0	0.00	0	0
1430 - 1445	0	0	0	0	0	0	0	0	0	0.00	0	0
1445 - 1500	0	0	0	0	0	0	0	0	0	0.00	0	0
Hourly Total	0	0	0	0	0	0	0	0	0	0.00	0	0
Hourly Average	0.00	0.00	0.00	0.00	0.00	0.00	0.00	0.00	0.00	0.00	0.00	0.00
1500 - 1515	0	0	1	0	0	0	0	0	1	1.00	0	0
1515 - 1530	0	0	0	0	0	0	0	0	0	0.00	0	0
1530 - 1545	0	0	0	0	0	0	0	0	0	0.00	0	0
1545 - 1600	0	0	0	0	0	0	0	0	0	0.00	0	0
Hourly Total	0	0	1	0	0	0	0	0	1	1.00	0	0
Hourly Average	0.00	0.00	0.25	0.00	0.00	0.00	0.00	0.00	0.25	0.25	0.00	0.00
1600 - 1615	0	0	0	0	0	0	0	0	0	0.00	0	0
1615 - 1630	0	0	0	0	0	0	0	0	0	0.00	0	0
1630 - 1645	0	0	0	0	0	0	0	0	0	0.00	0	0
1645 - 1700	0	0	0	0	0	0	0	0	0	0.00	0	0
Hourly Total	0	0	0	0	0	0	0	0	0	0.00	0	0
Hourly Average	0.00	0.00	0.00	0.00	0.00	0.00	0.00	0.00	0.00	0.00	0.00	0.00
1700 - 1715	0	0	0	0	0	0	0	0	0	0.00	0	0
1715 - 1730	0	0	1	0	0	0	0	0	1	1.00	0	0
1730 - 1745	0	0	0	0	0	0	0	0	0	0.00	0	0
1745 - 1800	0	0	0	0	0	0	0	0	0	0.00	0	0
Hourly Total	0	0	1	0	0	0	0	0	1	1.00	0	0
Hourly Average	0.00	0.00	0.25	0.00	0.00	0.00	0.00	0.00	0.25	0.25	0.00	0.00
1800 - 1815	0	0	0	0	0	0	0	0	0	0.00	0	0
1815 - 1830	0	0	0	0	0	0	0	0	0	0.00	0	0
1830 - 1845	0	0	0	0	0	0	0	0	0	0.00	0	0
1845 - 1900	0	0	0	0	0	0	0	0	0	0.00	0	0
Hourly Total	0	0	0	0	0	0	0	0	0	0.00	0	0
Hourly Average	0.00	0.00	0.00	0.00	0.00	0.00	0.00	0.00	0.00	0.00	0.00	0.00
Session Total	1	0	3	0	0	0	0	0	4	3.20	0	0
Session Average	0.02	0.00	0.06	0.00	0.00	0.00	0.00	0.00	0.08	0.07	0.00	0.00

Epsom
Classified Junction Count

Site 1 of 3
A24 Dorking Road (East)
Woodcote Side
A24 Dorking Road (West)
Castle Road

Lat/Long
lat 51.324869° lon -0.279984°

Date
Tuesday 12 November 2019

Weather
Cloudy
Temp: 6°C

0700 - 1900 (Tuesday 12H Session)

	Movement 1.12: Right from Castle Road to A24 Dorking Road (West)								Original Data		OGV1	
TIME	P/CYCLE	M/CYCLE	CAR	TAXI	LGV	OGV1	OGV2	BUS/COACH	TOTAL	PCU TOTAL	Ambulances	Other
0700 - 0715	0	0	0	0	0	0	0	0	0	0.00	0	0
0715 - 0730	0	0	0	0	0	0	0	0	0	0.00	0	0
0730 - 0745	0	0	0	0	0	1	0	0	1	1.50	0	1
0745 - 0800	0	0	0	0	0	0	0	0	0	0.00	0	0
Hourly Total	0	0	0	0	0	1	0	0	1	1.50	0	1
Hourly Average	0.00	0.00	0.00	0.00	0.00	0.25	0.00	0.00	0.25	0.38	0.00	0.25
0800 - 0815	0	0	0	0	0	0	0	0	0	0.00	0	0
0815 - 0830	0	0	2	0	0	0	0	0	2	2.00	0	0
0830 - 0845	0	0	0	0	0	0	0	0	0	0.00	0	0
0845 - 0900	0	0	1	0	0	0	0	0	1	1.00	0	0
Hourly Total	0	0	3	0	0	0	0	0	3	3.00	0	0
Hourly Average	0.00	0.00	0.75	0.00	0.00	0.00	0.00	0.00	0.75	0.75	0.00	0.00
0900 - 0915	0	0	0	0	0	0	0	0	0	0.00	0	0
0915 - 0930	0	0	0	0	0	0	0	0	0	0.00	0	0
0930 - 0945	0	0	0	0	0	0	0	0	0	0.00	0	0
0945 - 1000	0	0	0	0	0	0	0	0	0	0.00	0	0
Hourly Total	0	0	0	0	0	0	0	0	0	0.00	0	0
Hourly Average	0.00	0.00	0.00	0.00	0.00	0.00	0.00	0.00	0.00	0.00	0.00	0.00
1000 - 1015	0	0	1	0	0	0	0	0	1	1.00	0	0
1015 - 1030	0	0	0	0	0	0	0	0	0	0.00	0	0
1030 - 1045	0	0	0	0	1	0	0	0	1	1.00	0	0
1045 - 1100	0	0	0	0	0	0	0	0	0	0.00	0	0
Hourly Total	0	0	1	0	1	0	0	0	2	2.00	0	0
Hourly Average	0.00	0.00	0.25	0.00	0.25	0.00	0.00	0.00	0.50	0.50	0.00	0.00
1100 - 1115	0	0	0	0	0	0	0	0	0	0.00	0	0
1115 - 1130	0	0	0	0	0	0	0	0	0	0.00	0	0
1130 - 1145	0	0	0	0	0	0	0	0	0	0.00	0	0
1145 - 1200	0	0	0	0	0	0	0	0	0	0.00	0	0
Hourly Total	0	0	0	0	0	0	0	0	0	0.00	0	0
Hourly Average	0.00	0.00	0.00	0.00	0.00	0.00	0.00	0.00	0.00	0.00	0.00	0.00
1200 - 1215	0	0	0	0	0	0	0	0	0	0.00	0	0
1215 - 1230	0	0	0	0	0	0	0	0	0	0.00	0	0
1230 - 1245	0	0	0	0	0	0	0	0	0	0.00	0	0
1245 - 1300	0	0	0	0	0	0	0	0	0	0.00	0	0
Hourly Total	0	0	0	0	0	0	0	0	0	0.00	0	0
Hourly Average	0.00	0.00	0.00	0.00	0.00	0.00	0.00	0.00	0.00	0.00	0.00	0.00
1300 - 1315	0	0	0	0	0	0	0	0	0	0.00	0	0
1315 - 1330	0	0	0	0	0	0	0	0	0	0.00	0	0
1330 - 1345	0	0	0	0	0	0	0	0	0	0.00	0	0
1345 - 1400	0	0	0	0	0	0	0	0	0	0.00	0	0
Hourly Total	0	0	0	0	0	0	0	0	0	0.00	0	0
Hourly Average	0.00	0.00	0.00	0.00	0.00	0.00	0.00	0.00	0.00	0.00	0.00	0.00
1400 - 1415	0	0	0	0	0	0	0	0	0	0.00	0	0
1415 - 1430	0	0	1	0	0	0	0	0	1	1.00	0	0
1430 - 1445	0	0	1	0	0	0	0	0	1	1.00	0	0
1445 - 1500	0	0	1	0	0	0	0	0	1	1.00	0	0
Hourly Total	0	0	3	0	0	0	0	0	3	3.00	0	0
Hourly Average	0.00	0.00	0.75	0.00	0.00	0.00	0.00	0.00	0.75	0.75	0.00	0.00
1500 - 1515	0	0	1	0	0	0	0	0	1	1.00	0	0
1515 - 1530	0	0	0	0	0	0	0	0	0	0.00	0	0
1530 - 1545	0	0	1	0	0	0	0	0	1	1.00	0	0
1545 - 1600	0	0	0	0	0	0	0	0	0	0.00	0	0
Hourly Total	0	0	2	0	0	0	0	0	2	2.00	0	0
Hourly Average	0.00	0.00	0.50	0.00	0.00	0.00	0.00	0.00	0.50	0.50	0.00	0.00
1600 - 1615	0	0	0	0	0	0	0	0	0	0.00	0	0
1615 - 1630	0	0	0	0	0	0	0	0	0	0.00	0	0
1630 - 1645	0	0	0	0	0	0	0	0	0	0.00	0	0
1645 - 1700	0	0	0	0	0	0	0	0	0	0.00	0	0
Hourly Total	0	0	0	0	0	0	0	0	0	0.00	0	0
Hourly Average	0.00	0.00	0.00	0.00	0.00	0.00	0.00	0.00	0.00	0.00	0.00	0.00
1700 - 1715	0	0	1	0	0	0	0	0	1	1.00	0	0
1715 - 1730	0	0	0	0	0	0	0	0	0	0.00	0	0
1730 - 1745	0	0	2	0	0	0	0	0	2	2.00	0	0
1745 - 1800	0	0	0	0	0	0	0	0	0	0.00	0	0
Hourly Total	0	0	3	0	0	0	0	0	3	3.00	0	0
Hourly Average	0.00	0.00	0.75	0.00	0.00	0.00	0.00	0.00	0.75	0.75	0.00	0.00
1800 - 1815	0	0	0	0	0	0	0	0	0	0.00	0	0
1815 - 1830	0	0	0	0	0	0	0	0	0	0.00	0	0
1830 - 1845	0	0	0	0	0	0	0	0	0	0.00	0	0
1845 - 1900	0	0	1	0	0	0	0	0	1	1.00	0	0
Hourly Total	0	0	1	0	0	0	0	0	1	1.00	0	0
Hourly Average	0.00	0.00	0.25	0.00	0.00	0.00	0.00	0.00	0.25	0.25	0.00	0.00
Session Total	0	0	13	0	1	1	0	0	15	15.50	0	1
Session Average	0.00	0.00	0.27	0.00	0.02	0.02	0.00	0.00	0.31	0.32	0.00	0.02

Date
Wednesday 13 November 2019

Weather
Cloudy
Temp: 8°C

0700 - 1900 (Wednesday 12H Session)

	Movement 1.12: Right from Castle Road to A24 Dorking Road (West)								Original Data		OGV1	
TIME	P/CYCLE	M/CYCLE	CAR	TAXI	LGV	OGV1	OGV2	BUS/COACH	TOTAL	PCU TOTAL	Ambulances	Other
0700 - 0715	0	0	0	0	0	0	0	0	0	0.00	0	0
0715 - 0730	0	0	0	0	0	0	0	0	0	0.00	0	0
0730 - 0745	0	0	0	0	0	0	0	0	0	0.00	0	0
0745 - 0800	0	0	0	0	0	0	0	0	0	0.00	0	0
Hourly Total	0	0	0	0	0	0	0	0	0	0.00	0	0
Hourly Average	0.00	0.00	0.00	0.00	0.00	0.00	0.00	0.00	0.00	0.00	0.00	0.00
0800 - 0815	0	0	0	0	0	0	0	0	0	0.00	0	0
0815 - 0830	0	0	1	0	0	0	0	0	1	1.00	0	0
0830 - 0845	0	0	0	0	0	0	0	0	0	0.00	0	0
0845 - 0900	0	0	0	0	0	0	0	0	0	0.00	0	0
Hourly Total	0	0	1	0	0	0	0	0	1	1.00	0	0
Hourly Average	0.00	0.00	0.25	0.00	0.00	0.00	0.00	0.00	0.25	0.25	0.00	0.00
0900 - 0915	0	0	0	0	0	0	0	0	0	0.00	0	0
0915 - 0930	0	0	0	0	0	0	0	0	0	0.00	0	0
0930 - 0945	0	0	0	0	0	0	0	0	0	0.00	0	0
0945 - 1000	0	0	0	0	0	0	0	0	0	0.00	0	0
Hourly Total	0	0	0	0	0	0	0	0	0	0.00	0	0
Hourly Average	0.00	0.00	0.00	0.00	0.00	0.00	0.00	0.00	0.00	0.00	0.00	0.00
1000 - 1015	0	0	0	0	0	0	0	0	0	0.00	0	0
1015 - 1030	0	0	1	0	0	0	0	0	1	1.00	0	0
1030 - 1045	0	0	0	0	0	0	0	0	0	0.00	0	0
1045 - 1100	0	0	0	0	0	0	0	0	0	0.00	0	0
Hourly Total	0	0	1	0	0	0	0	0	1	1.00	0	0
Hourly Average	0.00	0.00	0.25	0.00	0.00	0.00	0.00	0.00	0.25	0.25	0.00	0.00
1100 - 1115	0	0	1	0	0	0	0	0	1	1.00	0	0
1115 - 1130	0	0	0	0	0	0	0	0	0	0.00	0	0
1130 - 1145	0	0	0	0	1	0	0	0	1	1.00	0	0
1145 - 1200	0	0	0	0	0	0	0	0	0	0.00	0	0
Hourly Total	0	0	1	0	1	0	0	0	2	2.00	0	0
Hourly Average	0.00	0.00	0.25	0.00	0.25	0.00	0.00	0.00	0.50	0.50	0.00	0.00
1200 - 1215	0	0	0	0	0	0	0	0	0	0.00	0	0
1215 - 1230	0	0	0	0	0	0	0	0	0	0.00	0	0
1230 - 1245	0	0	0	0	0	0	0	0	0	0.00	0	0
1245 - 1300	0	0	0	0	0	0	0	0	0	0.00	0	0
Hourly Total	0	0	0	0	0	0	0	0	0	0.00	0	0
Hourly Average	0.00	0.00	0.00	0.00	0.00	0.00	0.00	0.00	0.00	0.00	0.00	0.00
1300 - 1315	0	0	0	0	0	0	0	0	0	0.00	0	0
1315 - 1330	0	0	1	0	0	0	0	0	1	1.00	0	0
1330 - 1345	0	0	0	0	0	0	0	0	0	0.00	0	0
1345 - 1400	0	0	0	0	0	0	0	0	0	0.00	0	0
Hourly Total	0	0	1	0	0	0	0	0	1	1.00	0	0
Hourly Average	0.00	0.00	0.25	0.00	0.00	0.00	0.00	0.00	0.25	0.25	0.00	0.00
1400 - 1415	0	0	0	0	0	0	0	0	0	0.00	0	0
1415 - 1430	0	0	0	0	0	0	0	0	0	0.00	0	0
1430 - 1445	0	0	0	0	0	0	0	0	0	0.00	0	0
1445 - 1500	0	0	0	0	0	0	0	0	0	0.00	0	0
Hourly Total	0	0	0	0	0	0	0	0	0	0.00	0	0
Hourly Average	0.00	0.00	0.00	0.00	0.00	0.00	0.00	0.00	0.00	0.00	0.00	0.00
1500 - 1515	0	0	3	0	0	0	0	0	3	3.00	0	0
1515 - 1530	0	0	2	0	0	0	0	0	2	2.00	0	0
1530 - 1545	0	0	0	0	0	0	0	0	0	0.00	0	0
1545 - 1600	0	0	0	0	0	0	0	0	0	0.00	0	0
Hourly Total	0	0	5	0	0	0	0	0	5	5.00	0	0
Hourly Average	0.00	0.00	1.25	0.00	0.00	0.00	0.00	0.00	1.25	1.25	0.00	0.00
1600 - 1615	0	0	2	0	0	0	0	0	2	2.00	0	0
1615 - 1630	0	0	0	0	0	0	0	0	0	0.00	0	0
1630 - 1645	0	0	0	0	0	0	0	0	0	0.00	0	0
1645 - 1700	0	0	0	0	0	0	0	0	0	0.00	0	0
Hourly Total	0	0	2	0	0	0	0	0	2	2.00	0	0
Hourly Average	0.00	0.00	0.50	0.00	0.00	0.00	0.00	0.00	0.50	0.50	0.00	0.00
1700 - 1715	0	0	0	0	0	0	0	0	0	0.00	0	0
1715 - 1730	0	0	0	0	0	0	0	0	0	0.00	0	0
1730 - 1745	0	0	0	0	0	0	0	0	0	0.00	0	0
1745 - 1800	0	0	1	0	0	0	0	0	1	1.00	0	0
Hourly Total	0	0	1	0	0	0	0	0	1	1.00	0	0
Hourly Average	0.00	0.00	0.25	0.00	0.00	0.00	0.00	0.00	0.25	0.25	0.00	0.00
1800 - 1815	0	0	0	0	0	0	0	0	0	0.00	0	0
1815 - 1830	0	0	0	0	0	0	0	0	0	0.00	0	0
1830 - 1845	0	0	0	0	0	0	0	0	0	0.00	0	0
1845 - 1900	0	0	0	0	0	0	0	0	0	0.00	0	0
Hourly Total	0	0	0	0	0	0	0	0	0	0.00	0	0
Hourly Average	0.00	0.00	0.00	0.00	0.00	0.00	0.00	0.00	0.00	0.00	0.00	0.00
Session Total	0	0	12	0	1	0	0	0	13	13.00	0	0
Session Average	0.00	0.00	0.25	0.00	0.02	0.00	0.00	0.00	0.27	0.27	0.00	0.00

Epsom
Classified Junction Count

Site 2 of 3
A24 South Street
Woodcote Road
A24 Dorking Road

Lat/Long
lat 51.328668° lon -0.270543°

Date
Tuesday 12 November 2019

Weather
Cloudy
Temp: 6°C

0700 - 1900 (Tuesday 12H Session)

	Movement 2.1: Left from A24 South Street to Woodcote Road								Original Data		OGV1	
TIME	P/CYCLE	M/CYCLE	CAR	TAXI	LGV	OGV1	OGV2	BUS/COACH	TOTAL	PCU TOTAL	Ambulances	Other
0700 - 0715	1	0	14	0	1	0	0	1	17	17.20	0	0
0715 - 0730	1	0	18	0	1	0	0	1	21	21.20	0	0
0730 - 0745	1	0	17	0	6	1	0	1	26	26.70	0	1
0745 - 0800	0	0	18	0	6	0	0	1	25	26.00	0	0
Hourly Total	3	0	67	0	14	1	0	4	89	91.10	0	1
Hourly Average	0.75	0.00	16.75	0.00	3.50	0.25	0.00	1.00	22.25	22.78	0.00	0.25
0800 - 0815	0	1	21	0	0	1	0	2	25	26.90	0	1
0815 - 0830	0	0	18	0	2	1	0	0	21	21.50	0	1
0830 - 0845	0	0	22	0	2	0	0	0	24	24.00	0	0
0845 - 0900	0	1	14	0	2	1	0	0	18	17.90	0	1
Hourly Total	0	2	75	0	6	3	0	2	88	90.30	0	3
Hourly Average	0.00	0.50	18.75	0.00	1.50	0.75	0.00	0.50	22.00	22.58	0.00	0.75
0900 - 0915	0	0	29	0	2	0	0	0	31	31.00	0	0
0915 - 0930	0	0	28	0	2	0	0	1	31	32.00	0	0
0930 - 0945	0	0	25	0	2	0	0	0	27	27.00	0	0
0945 - 1000	0	0	25	0	4	0	0	0	29	29.00	0	0
Hourly Total	0	0	107	0	10	0	0	1	118	119.00	0	0
Hourly Average	0.00	0.00	26.75	0.00	2.50	0.00	0.00	0.25	29.50	29.75	0.00	0.00
1000 - 1015	0	0	25	0	2	0	0	0	27	27.00	0	0
1015 - 1030	0	0	28	0	5	0	0	0	33	33.00	0	0
1030 - 1045	0	0	25	0	1	0	0	1	27	28.00	0	0
1045 - 1100	0	0	33	0	4	0	0	0	37	37.00	0	0
Hourly Total	0	0	111	0	12	0	0	1	124	125.00	0	0
Hourly Average	0.00	0.00	27.75	0.00	3.00	0.00	0.00	0.25	31.00	31.25	0.00	0.00
1100 - 1115	1	0	28	0	3	0	0	0	32	31.20	0	0
1115 - 1130	0	0	21	0	3	0	0	1	25	26.00	0	0
1130 - 1145	0	0	31	0	2	0	0	0	33	33.00	0	0
1145 - 1200	0	0	29	0	3	0	0	1	33	34.00	0	0
Hourly Total	1	0	109	0	11	0	0	2	123	124.20	0	0
Hourly Average	0.25	0.00	27.25	0.00	2.75	0.00	0.00	0.50	30.75	31.05	0.00	0.00
1200 - 1215	0	0	38	0	4	0	0	0	42	42.00	0	0
1215 - 1230	0	0	38	0	1	0	0	0	39	39.00	0	0
1230 - 1245	0	0	39	0	5	0	0	1	45	46.00	0	0
1245 - 1300	0	0	47	0	0	1	0	0	48	48.50	0	1
Hourly Total	0	0	162	0	10	1	0	1	174	175.50	0	1
Hourly Average	0.00	0.00	40.50	0.00	2.50	0.25	0.00	0.25	43.50	43.88	0.00	0.25
1300 - 1315	0	0	27	0	3	0	2	0	32	34.60	0	0
1315 - 1330	0	0	24	0	1	0	0	0	25	25.00	0	0
1330 - 1345	0	0	39	0	3	0	0	1	43	44.00	0	0
1345 - 1400	0	0	32	0	2	1	0	0	35	35.50	0	1
Hourly Total	0	0	122	0	9	1	2	1	135	139.10	0	1
Hourly Average	0.00	0.00	30.50	0.00	2.25	0.25	0.50	0.25	33.75	34.78	0.00	0.25
1400 - 1415	0	0	29	0	1	1	0	1	32	33.50	0	1
1415 - 1430	0	1	32	0	2	0	0	0	35	34.40	0	0
1430 - 1445	0	0	46	0	2	1	0	1	50	51.50	0	1
1445 - 1500	0	0	39	0	2	0	0	1	42	43.00	0	0
Hourly Total	0	1	146	0	7	2	0	3	159	162.40	0	2
Hourly Average	0.00	0.25	36.50	0.00	1.75	0.50	0.00	0.75	39.75	40.60	0.00	0.50
1500 - 1515	0	0	40	0	3	0	0	1	44	45.00	0	0
1515 - 1530	0	0	41	0	3	0	0	1	45	46.00	0	0
1530 - 1545	0	0	34	0	3	1	0	0	38	38.50	0	1
1545 - 1600	0	0	54	0	3	0	0	0	57	57.00	0	0
Hourly Total	0	0	169	0	12	1	0	2	184	186.50	0	1
Hourly Average	0.00	0.00	42.25	0.00	3.00	0.25	0.00	0.50	46.00	46.63	0.00	0.25
1600 - 1615	0	0	40	0	2	1	0	1	44	45.50	0	1
1615 - 1630	0	1	49	0	4	0	0	1	55	55.40	0	0
1630 - 1645	0	0	48	0	1	0	0	1	50	51.00	0	0
1645 - 1700	0	0	38	0	2	0	0	0	40	40.00	0	0
Hourly Total	0	1	175	0	9	1	0	3	189	191.90	0	1
Hourly Average	0.00	0.25	43.75	0.00	2.25	0.25	0.00	0.75	47.25	47.98	0.00	0.25
1700 - 1715	0	0	53	1	0	0	0	0	54	54.00	0	0
1715 - 1730	0	0	53	0	1	0	0	0	54	54.00	0	0
1730 - 1745	0	0	51	0	1	0	0	0	52	52.00	0	0
1745 - 1800	1	0	35	0	1	0	0	0	37	36.20	0	0
Hourly Total	1	0	192	1	3	0	0	0	197	196.20	0	0
Hourly Average	0.25	0.00	48.00	0.25	0.75	0.00	0.00	0.00	49.25	49.05	0.00	0.00
1800 - 1815	0	0	38	1	0	0	1	1	41	43.30	0	0
1815 - 1830	0	0	28	0	0	0	0	0	28	28.00	0	0
1830 - 1845	0	0	28	0	0	0	0	0	28	28.00	0	0
1845 - 1900	0	0	32	0	0	0	0	0	32	32.00	0	0
Hourly Total	0	0	126	1	0	0	1	1	129	131.30	0	0
Hourly Average	0.00	0.00	31.50	0.25	0.00	0.00	0.25	0.25	32.25	32.83	0.00	0.00
Session Total	5	4	1561	2	103	10	3	21	1709	1732.50	0	10
Session Average	0.10	0.08	32.52	0.04	2.15	0.21	0.06	0.44	35.60	36.09	0.00	0.21

Date
Wednesday 13 November 2019

Weather
Cloudy
Temp: 8°C

0700 - 1900 (Wednesday 12H Session)

	Movement 2.1: Left from A24 South Street to Woodcote Road								Original Data		OGV1	
TIME	P/CYCLE	M/CYCLE	CAR	TAXI	LGV	OGV1	OGV2	BUS/COACH	TOTAL	PCU TOTAL	Ambulances	Other
0700 - 0715	0	0	17	0	0	0	0	0	17	17.00	0	0
0715 - 0730	0	0	9	0	0	0	0	0	9	9.00	0	0
0730 - 0745	0	0	24	0	0	0	0	0	24	24.00	0	0
0745 - 0800	0	0	25	0	0	0	0	0	25	25.00	0	0
Hourly Total	0	0	75	0	0	0	0	0	75	75.00	0	0
Hourly Average	0.00	0.00	18.75	0.00	0.00	0.00	0.00	0.00	18.75	18.75	0.00	0.00
0800 - 0815	0	0	23	0	0	1	0	1	25	26.50	0	1
0815 - 0830	0	1	18	0	1	2	0	1	23	24.40	0	2
0830 - 0845	0	0	26	0	4	0	0	0	30	30.00	0	0
0845 - 0900	0	0	20	0	2	0	1	0	23	24.30	0	0
Hourly Total	0	1	87	0	7	3	1	2	101	105.20	0	3
Hourly Average	0.00	0.25	21.75	0.00	1.75	0.75	0.25	0.50	25.25	26.30	0.00	0.75
0900 - 0915	0	0	20	0	2	1	0	0	23	23.50	0	1
0915 - 0930	0	0	16	0	3	0	0	0	19	19.00	0	0
0930 - 0945	0	0	22	0	5	0	0	1	28	29.00	0	0
0945 - 1000	0	0	25	0	1	0	0	0	26	26.00	0	0
Hourly Total	0	0	83	0	11	1	0	1	96	97.50	0	1
Hourly Average	0.00	0.00	20.75	0.00	2.75	0.25	0.00	0.25	24.00	24.38	0.00	0.25
1000 - 1015	1	0	25	0	7	0	0	0	33	32.20	0	0
1015 - 1030	0	0	15	0	2	2	1	0	20	22.30	0	2
1030 - 1045	0	0	23	0	1	1	0	0	25	25.50	0	1
1045 - 1100	0	0	27	0	2	1	0	0	30	30.50	0	1
Hourly Total	1	0	90	0	12	4	1	0	108	110.50	0	4
Hourly Average	0.25	0.00	22.50	0.00	3.00	1.00	0.25	0.00	27.00	27.63	0.00	1.00
1100 - 1115	0	0	18	0	4	2	0	0	24	25.00	0	2
1115 - 1130	0	0	24	0	4	0	0	1	29	30.00	0	0
1130 - 1145	0	1	38	1	5	0	0	0	45	44.40	0	0
1145 - 1200	0	0	26	0	4	1	0	1	32	33.50	0	1
Hourly Total	0	1	106	1	17	3	0	2	130	132.90	0	3
Hourly Average	0.00	0.25	26.50	0.25	4.25	0.75	0.00	0.50	32.50	33.23	0.00	0.75
1200 - 1215	0	0	32	0	1	0	0	0	33	33.00	0	0
1215 - 1230	0	0	30	0	3	0	1	0	34	35.30	0	0
1230 - 1245	0	0	35	0	4	1	0	1	41	42.50	0	1
1245 - 1300	0	0	46	1	4	1	0	0	52	52.50	0	1
Hourly Total	0	0	143	1	12	2	1	1	160	163.30	0	2
Hourly Average	0.00	0.00	35.75	0.25	3.00	0.50	0.25	0.25	40.00	40.83	0.00	0.50
1300 - 1315	0	0	39	0	2	0	0	1	42	43.00	0	0
1315 - 1330	0	0	36	0	2	0	0	0	38	38.00	0	0
1330 - 1345	0	1	30	0	3	0	0	1	35	35.40	0	0
1345 - 1400	0	0	39	0	3	0	0	0	42	42.00	0	0
Hourly Total	0	1	144	0	10	0	0	2	157	158.40	0	0
Hourly Average	0.00	0.25	36.00	0.00	2.50	0.00	0.00	0.50	39.25	39.60	0.00	0.00
1400 - 1415	0	0	30	0	4	0	0	1	35	36.00	0	0
1415 - 1430	0	0	33	0	1	0	0	0	34	34.00	0	0
1430 - 1445	0	0	40	0	3	1	0	1	45	46.50	0	1
1445 - 1500	0	1	40	0	4	0	0	1	46	46.40	0	0
Hourly Total	0	1	143	0	12	1	0	3	160	162.90	0	1
Hourly Average	0.00	0.25	35.75	0.00	3.00	0.25	0.00	0.75	40.00	40.73	0.00	0.25
1500 - 1515	1	0	35	0	2	0	0	1	39	39.20	0	0
1515 - 1530	1	1	37	0	1	1	0	1	42	42.10	0	1
1530 - 1545	0	0	27	0	6	1	0	0	34	34.50	0	1
1545 - 1600	1	0	35	0	1	0	0	0	37	36.20	0	0
Hourly Total	3	1	134	0	10	2	0	2	152	152.00	0	2
Hourly Average	0.75	0.25	33.50	0.00	2.50	0.50	0.00	0.50	38.00	38.00	0.00	0.50
1600 - 1615	0	1	38	0	2	0	2	0	43	45.00	0	0
1615 - 1630	0	0	46	0	1	0	0	1	48	49.00	0	0
1630 - 1645	0	0	41	0	0	0	0	1	42	43.00	0	0
1645 - 1700	0	0	40	0	3	0	0	1	44	45.00	0	0
Hourly Total	0	1	165	0	6	0	2	3	177	182.00	0	0
Hourly Average	0.00	0.25	41.25	0.00	1.50	0.00	0.50	0.75	44.25	45.50	0.00	0.00
1700 - 1715	0	0	58	1	0	0	0	0	59	59.00	0	0
1715 - 1730	0	0	48	0	2	0	0	0	50	50.00	0	0
1730 - 1745	0	0	37	0	1	0	0	0	38	38.00	0	0
1745 - 1800	0	0	40	0	0	0	0	0	40	40.00	0	0
Hourly Total	0	0	183	1	3	0	0	0	187	187.00	0	0
Hourly Average	0.00	0.00	45.75	0.25	0.75	0.00	0.00	0.00	46.75	46.75	0.00	0.00
1800 - 1815	2	0	31	0	1	0	0	0	34	32.40	0	0
1815 - 1830	2	0	27	0	3	0	0	0	32	30.40	0	0
1830 - 1845	1	2	22	0	1	0	0	0	26	24.00	0	0
1845 - 1900	3	0	27	0	0	0	0	1	31	29.60	0	0
Hourly Total	8	2	107	0	5	0	0	1	123	116.40	0	0
Hourly Average	2.00	0.50	26.75	0.00	1.25	0.00	0.00	0.25	30.75	29.10	0.00	0.00
Session Total	12	8	1460	3	105	16	5	17	1626	1643.10	0	16
Session Average	0.25	0.17	30.42	0.06	2.19	0.33	0.10	0.35	33.88	34.23	0.00	0.33

Epsom
Classified Junction Count

Site 2 of 3
A24 South Street
Woodcote Road
A24 Dorking Road

Lat/Long
lat 51.328668° lon -0.270543°

Date
Tuesday 12 November 2019

Weather
Cloudy
Temp: 6°C

0700 - 1900 (Tuesday 12H Session)

	Movement 2.2: Westbound from A24 South Street to A24 Dorking Road								Original Data		OGV1	
TIME	P/CYCLE	M/CYCLE	CAR	TAXI	LGV	OGV1	OGV2	BUS/COACH	TOTAL	PCU TOTAL	Ambulances	Other
0700 - 0715	3	0	98	0	11	2	2	3	119	123.20	0	2
0715 - 0730	5	0	163	0	23	2	0	4	197	198.00	0	2
0730 - 0745	1	1	208	1	33	0	1	3	248	250.90	0	0
0745 - 0800	1	1	162	0	21	2	0	6	193	198.60	0	2
Hourly Total	10	2	631	1	88	6	3	16	757	770.70	0	6
Hourly Average	2.50	0.50	157.75	0.25	22.00	1.50	0.75	4.00	189.25	192.68	0.00	1.50
0800 - 0815	4	3	164	0	16	1	1	5	194	195.80	0	1
0815 - 0830	5	0	165	0	12	3	0	7	192	196.50	0	3
0830 - 0845	1	0	123	0	13	1	0	0	138	137.70	0	1
0845 - 0900	1	2	132	0	11	0	0	4	150	152.00	0	0
Hourly Total	11	5	584	0	52	5	1	16	674	682.00	0	5
Hourly Average	2.75	1.25	146.00	0.00	13.00	1.25	0.25	4.00	168.50	170.50	0.00	1.25
0900 - 0915	0	0	122	0	18	1	0	3	144	147.50	0	1
0915 - 0930	1	2	103	0	13	2	3	4	128	134.90	0	2
0930 - 0945	0	2	110	0	19	1	2	5	139	145.90	0	1
0945 - 1000	1	1	120	0	23	1	0	2	148	149.10	0	1
Hourly Total	2	5	455	0	73	5	5	14	559	577.40	0	5
Hourly Average	0.50	1.25	113.75	0.00	18.25	1.25	1.25	3.50	139.75	144.35	0.00	1.25
1000 - 1015	2	1	77	0	22	2	1	2	107	109.10	0	2
1015 - 1030	0	2	90	0	14	0	0	2	108	108.80	0	0
1030 - 1045	2	2	96	1	20	6	0	2	129	131.20	0	6
1045 - 1100	0	1	78	0	16	6	1	1	103	107.70	0	6
Hourly Total	4	6	341	1	72	14	2	7	447	456.80	0	14
Hourly Average	1.00	1.50	85.25	0.25	18.00	3.50	0.50	1.75	111.75	114.20	0.00	3.50
1100 - 1115	2	0	88	0	18	4	2	3	117	123.00	0	4
1115 - 1130	0	1	99	0	25	4	1	3	133	138.70	0	4
1130 - 1145	0	1	108	0	24	2	2	2	139	144.00	0	2
1145 - 1200	1	2	118	0	14	4	1	2	142	145.30	0	4
Hourly Total	3	4	413	0	81	14	6	10	531	551.00	0	14
Hourly Average	0.75	1.00	103.25	0.00	20.25	3.50	1.50	2.50	132.75	137.75	0.00	3.50
1200 - 1215	0	2	100	0	11	4	1	1	119	122.10	0	4
1215 - 1230	1	1	96	1	14	1	0	3	117	119.10	0	1
1230 - 1245	0	1	98	0	23	3	0	2	127	129.90	0	3
1245 - 1300	2	1	104	0	12	3	1	4	127	131.60	0	3
Hourly Total	3	5	398	1	60	11	2	10	490	502.70	0	11
Hourly Average	0.75	1.25	99.50	0.25	15.00	2.75	0.50	2.50	122.50	125.68	0.00	2.75
1300 - 1315	0	2	117	0	14	4	0	1	138	139.80	0	4
1315 - 1330	1	0	121	0	22	3	1	3	151	156.00	0	3
1330 - 1345	0	1	145	0	14	2	1	3	166	170.70	0	2
1345 - 1400	1	0	105	0	13	2	1	2	124	127.50	0	2
Hourly Total	2	3	488	0	63	11	3	9	579	594.00	0	11
Hourly Average	0.50	0.75	122.00	0.00	15.75	2.75	0.75	2.25	144.75	148.50	0.00	2.75
1400 - 1415	0	3	114	0	20	2	0	2	141	142.20	2	0
1415 - 1430	0	1	124	0	13	3	1	2	144	148.20	0	3
1430 - 1445	1	2	103	0	16	0	1	2	125	126.30	0	0
1445 - 1500	0	3	131	1	11	0	1	2	149	150.50	0	0
Hourly Total	1	9	472	1	60	5	3	8	559	567.20	2	3
Hourly Average	0.25	2.25	118.00	0.25	15.00	1.25	0.75	2.00	139.75	141.80	0.50	0.75
1500 - 1515	1	0	134	0	17	1	0	5	158	162.70	0	1
1515 - 1530	1	0	121	0	13	2	0	2	139	141.20	2	0
1530 - 1545	0	1	141	0	19	0	1	3	165	168.70	0	0
1545 - 1600	0	1	132	0	19	1	0	3	156	158.90	0	1
Hourly Total	2	2	528	0	68	4	1	13	618	631.50	2	2
Hourly Average	0.50	0.50	132.00	0.00	17.00	1.00	0.25	3.25	154.50	157.88	0.50	0.50
1600 - 1615	1	1	158	0	17	5	0	3	185	189.10	0	5
1615 - 1630	1	4	139	0	18	1	0	2	165	164.30	0	1
1630 - 1645	0	2	136	0	11	0	1	2	152	154.10	0	0
1645 - 1700	2	1	151	0	15	1	0	2	172	172.30	1	0
Hourly Total	4	8	584	0	61	7	1	9	674	679.80	1	6
Hourly Average	1.00	2.00	146.00	0.00	15.25	1.75	0.25	2.25	168.50	169.95	0.25	1.50
1700 - 1715	1	1	159	0	11	2	1	3	178	181.90	0	2
1715 - 1730	3	3	162	0	6	3	0	3	180	180.30	0	3
1730 - 1745	5	6	143	0	9	1	0	4	168	164.90	0	1
1745 - 1800	1	1	154	0	11	3	0	2	172	174.10	3	0
Hourly Total	10	11	618	0	37	9	1	12	698	701.20	3	6
Hourly Average	2.50	2.75	154.50	0.00	9.25	2.25	0.25	3.00	174.50	175.30	0.75	1.50
1800 - 1815	3	3	156	1	6	0	0	2	171	168.80	0	0
1815 - 1830	3	6	121	0	11	1	0	3	145	142.50	1	0
1830 - 1845	0	2	109	0	8	2	0	3	124	126.80	0	2
1845 - 1900	5	2	119	0	3	0	0	3	132	129.80	0	0
Hourly Total	11	13	505	1	28	3	0	11	572	567.90	1	2
Hourly Average	2.75	3.25	126.25	0.25	7.00	0.75	0.00	2.75	143.00	141.98	0.25	0.50
Session Total	63	73	6017	5	743	94	28	135	7158	7282.20	9	85
Session Average	1.31	1.52	125.35	0.10	15.48	1.96	0.58	2.81	149.13	151.71	0.19	1.77

Date
Wednesday 13 November 2019

Weather
Cloudy
Temp: 8°C

0700 - 1900 (Wednesday 12H Session)

	Movement 2.2: Westbound from A24 South Street to A24 Dorking Road								Original Data		OGV1	
TIME	P/CYCLE	M/CYCLE	CAR	TAXI	LGV	OGV1	OGV2	BUS/COACH	TOTAL	PCU TOTAL	Ambulances	Other
0700 - 0715	1	2	125	0	12	2	1	3	146	149.30	1	1
0715 - 0730	0	1	151	0	16	2	1	4	175	180.70	1	1
0730 - 0745	2	2	196	1	29	2	2	3	237	240.80	0	2
0745 - 0800	0	2	167	0	22	5	0	6	202	209.30	0	5
Hourly Total	3	7	639	1	79	11	4	16	760	780.10	2	9
Hourly Average	0.75	1.75	159.75	0.25	19.75	2.75	1.00	4.00	190.00	195.03	0.50	2.25
0800 - 0815	3	0	166	0	17	2	1	6	195	200.90	0	2
0815 - 0830	4	1	177	0	18	0	0	4	204	204.20	0	0
0830 - 0845	1	1	134	0	27	4	0	1	168	169.60	0	4
0845 - 0900	1	0	112	0	20	3	2	4	142	149.30	1	2
Hourly Total	9	2	589	0	82	9	3	15	709	724.00	1	8
Hourly Average	2.25	0.50	147.25	0.00	20.50	2.25	0.75	3.75	177.25	181.00	0.25	2.00
0900 - 0915	0	1	104	0	11	2	0	3	121	124.40	1	1
0915 - 0930	2	0	127	0	19	2	1	6	157	163.70	0	2
0930 - 0945	0	3	135	0	8	0	1	3	150	152.50	0	0
0945 - 1000	3	0	82	0	8	3	0	2	98	99.10	0	3
Hourly Total	5	4	448	0	46	7	2	14	526	539.70	1	6
Hourly Average	1.25	1.00	112.00	0.00	11.50	1.75	0.50	3.50	131.50	134.93	0.25	1.50
1000 - 1015	2	1	90	0	21	4	1	3	122	126.10	0	4
1015 - 1030	1	1	89	0	11	3	3	3	111	118.00	0	3
1030 - 1045	0	1	83	0	10	4	0	1	99	101.40	2	2
1045 - 1100	0	1	83	0	10	3	3	2	102	108.80	1	2
Hourly Total	3	4	345	0	52	14	7	9	434	454.30	3	11
Hourly Average	0.75	1.00	86.25	0.00	13.00	3.50	1.75	2.25	108.50	113.58	0.75	2.75
1100 - 1115	0	0	103	1	20	2	0	3	129	133.00	0	2
1115 - 1130	1	1	91	0	16	2	1	5	117	122.90	0	2
1130 - 1145	0	2	95	0	19	3	0	1	120	121.30	0	3
1145 - 1200	0	1	96	0	16	1	0	1	115	115.90	0	1
Hourly Total	1	4	385	1	71	8	1	10	481	493.10	0	8
Hourly Average	0.25	1.00	96.25	0.25	17.75	2.00	0.25	2.50	120.25	123.28	0.00	2.00
1200 - 1215	0	0	106	0	16	1	2	2	127	132.10	0	1
1215 - 1230	0	0	112	0	14	7	1	2	136	142.80	1	6
1230 - 1245	2	2	98	0	18	4	0	2	126	127.20	0	4
1245 - 1300	1	4	122	0	19	2	0	4	152	153.80	1	1
Hourly Total	3	6	438	0	67	14	3	10	541	555.90	2	12
Hourly Average	0.75	1.50	109.50	0.00	16.75	3.50	0.75	2.50	135.25	138.98	0.50	3.00
1300 - 1315	0	0	116	0	10	3	0	1	130	132.50	1	2
1315 - 1330	2	0	118	1	22	2	1	3	149	152.70	2	0
1330 - 1345	0	0	92	0	13	2	1	2	110	114.30	1	1
1345 - 1400	0	0	129	0	17	4	0	2	152	156.00	0	4
Hourly Total	2	0	455	1	62	11	2	8	541	555.50	4	7
Hourly Average	0.50	0.00	113.75	0.25	15.50	2.75	0.50	2.00	135.25	138.88	1.00	1.75
1400 - 1415	0	4	114	0	12	1	0	3	134	135.10	0	1
1415 - 1430	2	1	113	0	15	1	0	2	134	134.30	1	0
1430 - 1445	0	2	113	0	9	3	1	2	130	133.60	1	2
1445 - 1500	0	2	131	2	16	2	0	1	154	154.80	0	2
Hourly Total	2	9	471	2	52	7	1	8	552	557.80	2	5
Hourly Average	0.50	2.25	117.75	0.50	13.00	1.75	0.25	2.00	138.00	139.45	0.50	1.25
1500 - 1515	2	1	136	0	10	7	0	4	160	165.30	0	7
1515 - 1530	0	2	142	0	12	4	0	5	165	170.80	2	2
1530 - 1545	0	2	122	0	15	0	0	3	142	143.80	0	0
1545 - 1600	1	2	137	0	14	2	0	2	158	159.00	0	2
Hourly Total	3	7	537	0	51	13	0	14	625	638.90	2	11
Hourly Average	0.75	1.75	134.25	0.00	12.75	3.25	0.00	3.50	156.25	159.73	0.50	2.75
1600 - 1615	0	0	133	0	13	2	0	4	152	157.00	0	2
1615 - 1630	0	3	136	0	14	2	0	2	157	158.20	0	2
1630 - 1645	2	2	150	0	14	1	0	2	171	170.70	0	1
1645 - 1700	2	2	153	0	15	1	0	2	175	174.70	0	1
Hourly Total	4	7	572	0	56	6	0	10	655	660.60	0	6
Hourly Average	1.00	1.75	143.00	0.00	14.00	1.50	0.00	2.50	163.75	165.15	0.00	1.50
1700 - 1715	2	0	139	0	11	0	0	3	155	156.40	0	0
1715 - 1730	3	2	135	0	12	2	0	4	158	159.40	0	2
1730 - 1745	1	5	155	0	11	2	0	4	178	179.20	1	1
1745 - 1800	4	2	155	0	13	1	1	2	178	177.40	1	0
Hourly Total	10	9	584	0	47	5	1	13	669	672.40	2	3
Hourly Average	2.50	2.25	146.00	0.00	11.75	1.25	0.25	3.25	167.25	168.10	0.50	0.75
1800 - 1815	3	1	153	0	6	1	0	4	168	169.50	0	1
1815 - 1830	1	5	139	0	10	2	2	3	162	164.80	2	0
1830 - 1845	4	2	121	0	5	0	0	3	135	133.60	0	0
1845 - 1900	3	0	148	1	8	2	0	2	164	164.60	0	2
Hourly Total	11	8	561	1	29	5	2	12	629	632.50	2	3
Hourly Average	2.75	2.00	140.25	0.25	7.25	1.25	0.50	3.00	157.25	158.13	0.50	0.75
Session Total	56	67	6024	6	694	110	26	139	7122	7264.80	21	89
Session Average	1.17	1.40	125.50	0.13	14.46	2.29	0.54	2.90	148.38	151.35	0.44	1.85

Epsom
Classified Junction Count

Site 2 of 3
A24 South Street
Woodcote Road
A24 Dorking Road

Lat/Long
lat 51.328668° lon -0.270543°

Date
Tuesday 12 November 2019

Weather
Cloudy
Temp: 6°C

0700 - 1900 (Tuesday 12H Session)

	Movement 2.3: Left from Woodcote Road to A24 Dorking Road								Original Data		OGV1	
TIME	P/CYCLE	M/CYCLE	CAR	TAXI	LGV	OGV1	OGV2	BUS/COACH	TOTAL	PCU TOTAL	Ambulances	Other
0700 - 0715	0	0	26	0	1	0	0	0	27	27.00	0	0
0715 - 0730	0	0	38	0	1	1	0	0	40	40.50	0	1
0730 - 0745	0	0	36	0	4	0	0	0	40	40.00	0	0
0745 - 0800	0	0	51	0	1	0	0	2	54	56.00	0	0
Hourly Total	0	0	151	0	7	1	0	2	161	163.50	0	1
Hourly Average	0.00	0.00	37.75	0.00	1.75	0.25	0.00	0.50	40.25	40.88	0.00	0.25
0800 - 0815	0	0	45	0	2	0	0	0	47	47.00	0	0
0815 - 0830	0	0	39	1	0	0	1	0	41	42.30	0	0
0830 - 0845	0	0	18	0	2	0	0	0	20	20.00	0	0
0845 - 0900	0	0	21	0	2	0	1	0	24	25.30	0	0
Hourly Total	0	0	123	1	6	0	2	0	132	134.60	0	0
Hourly Average	0.00	0.00	30.75	0.25	1.50	0.00	0.50	0.00	33.00	33.65	0.00	0.00
0900 - 0915	0	0	37	0	4	0	0	0	41	41.00	0	0
0915 - 0930	0	1	36	0	2	0	0	0	39	38.40	0	0
0930 - 0945	0	0	26	0	3	0	0	0	29	29.00	0	0
0945 - 1000	0	0	27	0	5	0	1	0	33	34.30	0	0
Hourly Total	0	1	126	0	14	0	1	0	142	142.70	0	0
Hourly Average	0.00	0.25	31.50	0.00	3.50	0.00	0.25	0.00	35.50	35.68	0.00	0.00
1000 - 1015	0	0	37	0	3	0	0	0	40	40.00	0	0
1015 - 1030	1	0	37	0	0	0	0	0	38	37.20	0	0
1030 - 1045	0	0	24	0	2	0	0	0	26	26.00	0	0
1045 - 1100	0	0	26	0	4	2	0	0	32	33.00	0	2
Hourly Total	1	0	124	0	9	2	0	0	136	136.20	0	2
Hourly Average	0.25	0.00	31.00	0.00	2.25	0.50	0.00	0.00	34.00	34.05	0.00	0.50
1100 - 1115	0	0	28	0	3	0	0	0	31	31.00	0	0
1115 - 1130	0	0	28	0	2	3	0	0	33	34.50	0	3
1130 - 1145	0	0	24	0	3	1	0	0	28	28.50	0	1
1145 - 1200	0	0	27	0	5	0	0	0	32	32.00	0	0
Hourly Total	0	0	107	0	13	4	0	0	124	126.00	0	4
Hourly Average	0.00	0.00	26.75	0.00	3.25	1.00	0.00	0.00	31.00	31.50	0.00	1.00
1200 - 1215	0	0	19	0	4	0	0	0	23	23.00	0	0
1215 - 1230	0	0	22	0	3	1	0	0	26	26.50	0	1
1230 - 1245	0	0	22	0	2	0	0	0	24	24.00	0	0
1245 - 1300	0	0	17	0	5	1	0	0	23	23.50	0	1
Hourly Total	0	0	80	0	14	2	0	0	96	97.00	0	2
Hourly Average	0.00	0.00	20.00	0.00	3.50	0.50	0.00	0.00	24.00	24.25	0.00	0.50
1300 - 1315	0	0	25	0	6	0	0	0	31	31.00	0	0
1315 - 1330	0	0	23	0	4	1	0	0	28	28.50	0	1
1330 - 1345	0	0	26	0	1	0	0	0	27	27.00	0	0
1345 - 1400	0	0	18	0	2	1	0	0	21	21.50	0	1
Hourly Total	0	0	92	0	13	2	0	0	107	108.00	0	2
Hourly Average	0.00	0.00	23.00	0.00	3.25	0.50	0.00	0.00	26.75	27.00	0.00	0.50
1400 - 1415	0	0	19	0	4	2	1	0	26	28.30	1	1
1415 - 1430	0	0	26	0	1	1	0	0	28	28.50	0	1
1430 - 1445	0	0	27	0	3	1	0	0	31	31.50	0	1
1445 - 1500	0	0	30	0	2	0	0	0	32	32.00	0	0
Hourly Total	0	0	102	0	10	4	1	0	117	120.30	1	3
Hourly Average	0.00	0.00	25.50	0.00	2.50	1.00	0.25	0.00	29.25	30.08	0.25	0.75
1500 - 1515	0	0	30	0	3	0	1	0	34	35.30	0	0
1515 - 1530	0	0	17	0	3	0	0	2	22	24.00	0	0
1530 - 1545	0	2	26	0	2	1	0	0	31	30.30	1	0
1545 - 1600	0	0	25	0	2	0	0	0	27	27.00	0	0
Hourly Total	0	2	98	0	10	1	1	2	114	116.60	1	0
Hourly Average	0.00	0.50	24.50	0.00	2.50	0.25	0.25	0.50	28.50	29.15	0.25	0.00
1600 - 1615	0	0	24	0	5	0	0	0	29	29.00	0	0
1615 - 1630	0	0	24	0	2	1	0	0	27	27.50	1	0
1630 - 1645	0	0	23	0	1	0	0	0	24	24.00	0	0
1645 - 1700	0	0	21	0	1	0	0	0	22	22.00	0	0
Hourly Total	0	0	92	0	9	1	0	0	102	102.50	1	0
Hourly Average	0.00	0.00	23.00	0.00	2.25	0.25	0.00	0.00	25.50	25.63	0.25	0.00
1700 - 1715	0	0	16	0	3	0	0	0	19	19.00	0	0
1715 - 1730	0	0	17	0	4	0	0	0	21	21.00	0	0
1730 - 1745	0	0	22	0	2	0	0	0	24	24.00	0	0
1745 - 1800	0	0	20	0	1	0	0	0	21	21.00	0	0
Hourly Total	0	0	75	0	10	0	0	0	85	85.00	0	0
Hourly Average	0.00	0.00	18.75	0.00	2.50	0.00	0.00	0.00	21.25	21.25	0.00	0.00
1800 - 1815	0	0	21	0	0	0	0	0	21	21.00	0	0
1815 - 1830	0	0	21	0	2	0	0	0	23	23.00	0	0
1830 - 1845	0	0	16	0	0	2	0	0	18	19.00	2	0
1845 - 1900	0	0	12	0	0	0	0	0	12	12.00	0	0
Hourly Total	0	0	70	0	2	2	0	0	74	75.00	2	0
Hourly Average	0.00	0.00	17.50	0.00	0.50	0.50	0.00	0.00	18.50	18.75	0.50	0.00
Session Total	1	3	1240	1	117	19	5	4	1390	1407.40	5	14
Session Average	0.02	0.06	25.83	0.02	2.44	0.40	0.10	0.08	28.96	29.32	0.10	0.29

Date
Wednesday 13 November 2019

Weather
Cloudy
Temp: 8°C

0700 - 1900 (Wednesday 12H Session)

	Movement 2.3: Left from Woodcote Road to A24 Dorking Road								Original Data		OGV1	
TIME	P/CYCLE	M/CYCLE	CAR	TAXI	LGV	OGV1	OGV2	BUS/COACH	TOTAL	PCU TOTAL	Ambulances	Other
0700 - 0715	0	0	16	0	3	0	0	0	19	19.00	0	0
0715 - 0730	0	0	30	0	2	0	0	0	32	32.00	0	0
0730 - 0745	0	0	43	0	2	1	0	0	46	46.50	1	0
0745 - 0800	0	0	40	0	6	0	0	1	47	48.00	0	0
Hourly Total	0	0	129	0	13	1	0	1	144	145.50	1	0
Hourly Average	0.00	0.00	32.25	0.00	3.25	0.25	0.00	0.25	36.00	36.38	0.25	0.00
0800 - 0815	0	0	36	0	4	0	1	0	41	42.30	0	0
0815 - 0830	1	0	27	0	1	0	0	0	29	28.20	0	0
0830 - 0845	0	0	22	0	1	0	0	0	23	23.00	0	0
0845 - 0900	0	0	29	0	1	1	0	0	31	31.50	1	0
Hourly Total	1	0	114	0	7	1	1	0	124	125.00	1	0
Hourly Average	0.25	0.00	28.50	0.00	1.75	0.25	0.25	0.00	31.00	31.25	0.25	0.00
0900 - 0915	0	1	25	0	1	3	0	0	30	30.90	0	3
0915 - 0930	0	0	24	0	1	0	0	0	25	25.00	0	0
0930 - 0945	0	0	38	0	2	1	0	0	41	41.50	0	1
0945 - 1000	0	0	29	0	1	0	0	0	30	30.00	0	0
Hourly Total	0	1	116	0	5	4	0	0	126	127.40	0	4
Hourly Average	0.00	0.25	29.00	0.00	1.25	1.00	0.00	0.00	31.50	31.85	0.00	1.00
1000 - 1015	0	0	25	0	1	0	0	0	26	26.00	0	0
1015 - 1030	0	0	23	0	1	0	0	0	24	24.00	0	0
1030 - 1045	0	1	26	0	1	1	0	0	29	28.90	0	1
1045 - 1100	0	0	16	0	2	1	0	0	19	19.50	0	1
Hourly Total	0	1	90	0	5	2	0	0	98	98.40	0	2
Hourly Average	0.00	0.25	22.50	0.00	1.25	0.50	0.00	0.00	24.50	24.60	0.00	0.50
1100 - 1115	0	0	30	0	4	1	0	0	35	35.50	1	0
1115 - 1130	0	1	29	0	1	1	0	0	32	31.90	1	0
1130 - 1145	0	0	14	0	3	1	0	0	18	18.50	1	0
1145 - 1200	0	2	29	0	3	0	0	0	34	32.80	0	0
Hourly Total	0	3	102	0	11	3	0	0	119	118.70	3	0
Hourly Average	0.00	0.75	25.50	0.00	2.75	0.75	0.00	0.00	29.75	29.68	0.75	0.00
1200 - 1215	0	1	26	0	4	0	0	0	31	30.40	0	0
1215 - 1230	0	0	24	0	2	1	0	0	27	27.50	0	1
1230 - 1245	0	0	34	0	2	1	0	0	37	37.50	1	0
1245 - 1300	0	0	16	0	4	1	0	0	21	21.50	0	1
Hourly Total	0	1	100	0	12	3	0	0	116	116.90	1	2
Hourly Average	0.00	0.25	25.00	0.00	3.00	0.75	0.00	0.00	29.00	29.23	0.25	0.50
1300 - 1315	0	0	25	0	4	0	0	0	29	29.00	0	0
1315 - 1330	0	0	14	0	4	1	0	0	19	19.50	1	0
1330 - 1345	0	0	23	0	2	1	0	0	26	26.50	1	0
1345 - 1400	0	0	26	0	3	2	0	0	31	32.00	2	0
Hourly Total	0	0	88	0	13	4	0	0	105	107.00	4	0
Hourly Average	0.00	0.00	22.00	0.00	3.25	1.00	0.00	0.00	26.25	26.75	1.00	0.00
1400 - 1415	0	0	14	0	1	1	0	0	16	16.50	1	0
1415 - 1430	0	0	33	0	5	1	0	0	39	39.50	1	0
1430 - 1445	0	0	29	0	3	0	0	0	32	32.00	0	0
1445 - 1500	0	0	31	0	3	0	0	0	34	34.00	0	0
Hourly Total	0	0	107	0	12	2	0	0	121	122.00	2	0
Hourly Average	0.00	0.00	26.75	0.00	3.00	0.50	0.00	0.00	30.25	30.50	0.50	0.00
1500 - 1515	0	0	24	0	2	0	0	0	26	26.00	0	0
1515 - 1530	0	0	25	0	1	0	0	0	26	26.00	0	0
1530 - 1545	0	1	14	0	2	1	0	0	18	17.90	0	1
1545 - 1600	0	0	26	0	2	1	0	0	29	29.50	1	0
Hourly Total	0	1	89	0	7	2	0	0	99	99.40	1	1
Hourly Average	0.00	0.25	22.25	0.00	1.75	0.50	0.00	0.00	24.75	24.85	0.25	0.25
1600 - 1615	1	0	23	0	1	0	0	0	25	24.20	0	0
1615 - 1630	0	0	12	0	2	0	0	0	14	14.00	0	0
1630 - 1645	0	0	24	0	1	0	0	0	25	25.00	0	0
1645 - 1700	0	0	22	0	0	1	0	0	23	23.50	1	0
Hourly Total	1	0	81	0	4	1	0	0	87	86.70	1	0
Hourly Average	0.25	0.00	20.25	0.00	1.00	0.25	0.00	0.00	21.75	21.68	0.25	0.00
1700 - 1715	0	0	19	0	1	0	0	0	20	20.00	0	0
1715 - 1730	0	0	32	1	0	0	0	0	33	33.00	0	0
1730 - 1745	0	0	18	0	0	0	0	0	18	18.00	0	0
1745 - 1800	0	0	20	0	2	0	0	0	22	22.00	0	0
Hourly Total	0	0	89	1	3	0	0	0	93	93.00	0	0
Hourly Average	0.00	0.00	22.25	0.25	0.75	0.00	0.00	0.00	23.25	23.25	0.00	0.00
1800 - 1815	0	0	29	1	0	1	0	0	31	31.50	1	0
1815 - 1830	0	0	26	0	0	0	0	0	26	26.00	0	0
1830 - 1845	0	0	22	0	0	0	0	1	23	24.00	0	0
1845 - 1900	0	0	34	3	0	0	0	0	37	37.00	0	0
Hourly Total	0	0	111	4	0	1	0	1	117	118.50	1	0
Hourly Average	0.00	0.00	27.75	1.00	0.00	0.25	0.00	0.25	29.25	29.63	0.25	0.00
Session Total	2	7	1216	5	92	24	1	2	1349	1358.50	15	9
Session Average	0.04	0.15	25.33	0.10	1.92	0.50	0.02	0.04	28.10	28.30	0.31	0.19

Epsom
Classified Junction Count

Site 2 of 3
A24 South Street
Woodcote Road
A24 Dorking Road

Lat/Long
lat 51.328668° lon -0.270543°

Date
Tuesday 12 November 2019

Weather
Cloudy
Temp: 6°C

0700 - 1900 (Tuesday 12H Session)

	Movement 2.4: Right from Woodcote Road to A24 South Street								Original Data		OGV1	
TIME	P/CYCLE	M/CYCLE	CAR	TAXI	LGV	OGV1	OGV2	BUS/COACH	TOTAL	PCU TOTAL	Ambulances	Other
0700 - 0715	2	1	23	0	5	1	0	1	33	32.30	1	0
0715 - 0730	1	0	22	0	2	1	0	1	27	27.70	0	1
0730 - 0745	1	1	23	0	2	1	0	2	30	31.10	0	1
0745 - 0800	4	0	23	0	2	1	0	0	30	27.30	0	1
Hourly Total	8	2	91	0	11	4	0	4	120	118.40	1	3
Hourly Average	2.00	0.50	22.75	0.00	2.75	1.00	0.00	1.00	30.00	29.60	0.25	0.75
0800 - 0815	0	0	46	0	1	0	0	1	48	49.00	0	0
0815 - 0830	0	0	47	0	3	0	0	1	51	52.00	0	0
0830 - 0845	0	0	32	0	3	0	0	2	37	39.00	0	0
0845 - 0900	0	0	40	0	1	0	0	1	42	43.00	0	0
Hourly Total	0	0	165	0	8	0	0	5	178	183.00	0	0
Hourly Average	0.00	0.00	41.25	0.00	2.00	0.00	0.00	1.25	44.50	45.75	0.00	0.00
0900 - 0915	1	0	37	0	4	1	0	0	43	42.70	0	1
0915 - 0930	0	0	26	0	1	0	0	1	28	29.00	0	0
0930 - 0945	0	0	13	0	2	2	0	2	19	22.00	0	2
0945 - 1000	1	0	27	0	3	0	0	1	32	32.20	0	0
Hourly Total	2	0	103	0	10	3	0	4	122	125.90	0	3
Hourly Average	0.50	0.00	25.75	0.00	2.50	0.75	0.00	1.00	30.50	31.48	0.00	0.75
1000 - 1015	1	0	21	0	2	1	0	0	25	24.70	0	1
1015 - 1030	0	0	19	0	2	1	0	2	24	26.50	0	1
1030 - 1045	0	0	16	0	6	0	0	1	23	24.00	0	0
1045 - 1100	0	0	16	0	1	0	0	1	18	19.00	0	0
Hourly Total	1	0	72	0	11	2	0	4	90	94.20	0	2
Hourly Average	0.25	0.00	18.00	0.00	2.75	0.50	0.00	1.00	22.50	23.55	0.00	0.50
1100 - 1115	0	1	11	0	2	0	0	1	15	15.40	0	0
1115 - 1130	1	0	15	0	3	0	0	2	21	22.20	0	0
1130 - 1145	0	1	20	0	1	0	0	1	23	23.40	0	0
1145 - 1200	1	0	24	0	3	1	0	1	30	30.70	0	1
Hourly Total	2	2	70	0	9	1	0	5	89	91.70	0	1
Hourly Average	0.50	0.50	17.50	0.00	2.25	0.25	0.00	1.25	22.25	22.93	0.00	0.25
1200 - 1215	0	0	20	0	2	0	0	0	22	22.00	0	0
1215 - 1230	1	0	16	0	5	0	0	2	24	25.20	0	0
1230 - 1245	0	0	16	0	6	0	0	1	23	24.00	0	0
1245 - 1300	2	0	30	0	1	0	0	1	34	33.40	0	0
Hourly Total	3	0	82	0	14	0	0	4	103	104.60	0	0
Hourly Average	0.75	0.00	20.50	0.00	3.50	0.00	0.00	1.00	25.75	26.15	0.00	0.00
1300 - 1315	1	0	21	0	4	0	0	0	26	25.20	0	0
1315 - 1330	1	0	16	0	0	0	0	2	19	20.20	0	0
1330 - 1345	0	0	17	0	0	0	1	1	19	21.30	0	0
1345 - 1400	0	0	24	0	4	1	0	2	31	33.50	0	1
Hourly Total	2	0	78	0	8	1	1	5	95	100.20	0	1
Hourly Average	0.50	0.00	19.50	0.00	2.00	0.25	0.25	1.25	23.75	25.05	0.00	0.25
1400 - 1415	0	0	18	0	1	0	0	0	19	19.00	0	0
1415 - 1430	0	0	22	0	0	0	0	2	24	26.00	0	0
1430 - 1445	0	0	20	0	3	0	0	1	24	25.00	0	0
1445 - 1500	0	2	18	0	3	3	0	2	28	30.30	0	3
Hourly Total	0	2	78	0	7	3	0	5	95	100.30	0	3
Hourly Average	0.00	0.50	19.50	0.00	1.75	0.75	0.00	1.25	23.75	25.08	0.00	0.75
1500 - 1515	0	0	17	0	4	0	0	1	22	23.00	0	0
1515 - 1530	0	2	20	0	1	1	0	2	26	27.30	0	1
1530 - 1545	0	0	34	0	2	0	0	1	37	38.00	0	0
1545 - 1600	0	1	28	0	2	0	0	1	32	32.40	0	0
Hourly Total	0	3	99	0	9	1	0	5	117	120.70	0	1
Hourly Average	0.00	0.75	24.75	0.00	2.25	0.25	0.00	1.25	29.25	30.18	0.00	0.25
1600 - 1615	2	0	30	0	4	0	0	1	37	36.40	0	0
1615 - 1630	0	0	30	0	3	3	0	1	37	39.50	0	3
1630 - 1645	1	0	32	0	3	0	0	1	37	37.20	0	0
1645 - 1700	0	0	29	0	0	0	0	1	30	31.00	0	0
Hourly Total	3	0	121	0	10	3	0	4	141	144.10	0	3
Hourly Average	0.75	0.00	30.25	0.00	2.50	0.75	0.00	1.00	35.25	36.03	0.00	0.75
1700 - 1715	1	0	29	0	3	0	0	1	34	34.20	0	0
1715 - 1730	0	1	39	0	0	0	0	0	40	39.40	0	0
1730 - 1745	1	0	33	0	4	0	0	2	40	41.20	0	0
1745 - 1800	0	0	29	0	0	0	0	1	30	31.00	0	0
Hourly Total	2	1	130	0	7	0	0	4	144	145.80	0	0
Hourly Average	0.50	0.25	32.50	0.00	1.75	0.00	0.00	1.00	36.00	36.45	0.00	0.00
1800 - 1815	0	0	39	1	3	0	0	2	45	47.00	0	0
1815 - 1830	2	2	27	0	0	0	0	0	31	28.20	0	0
1830 - 1845	1	2	41	0	0	0	0	2	46	46.00	0	0
1845 - 1900	0	0	23	0	0	0	0	1	24	25.00	0	0
Hourly Total	3	4	130	1	3	0	0	5	146	146.20	0	0
Hourly Average	0.75	1.00	32.50	0.25	0.75	0.00	0.00	1.25	36.50	36.55	0.00	0.00
Session Total	26	14	1219	1	107	18	1	54	1440	1475.10	1	17
Session Average	0.54	0.29	25.40	0.02	2.23	0.38	0.02	1.13	30.00	30.73	0.02	0.35

Date
Wednesday 13 November 2019

Weather
Cloudy
Temp: 8°C

0700 - 1900 (Wednesday 12H Session)

	Movement 2.4: Right from Woodcote Road to A24 South Street								Original Data		OGV1	
TIME	P/CYCLE	M/CYCLE	CAR	TAXI	LGV	OGV1	OGV2	BUS/COACH	TOTAL	PCU TOTAL	Ambulances	Other
0700 - 0715	1	0	28	0	4	0	0	1	34	34.20	0	0
0715 - 0730	0	0	21	0	4	1	0	2	28	30.50	0	1
0730 - 0745	0	1	24	0	2	0	0	1	28	28.40	0	0
0745 - 0800	0	0	33	0	6	1	0	0	40	40.50	0	1
Hourly Total	1	1	106	0	16	2	0	4	130	133.60	0	2
Hourly Average	0.25	0.25	26.50	0.00	4.00	0.50	0.00	1.00	32.50	33.40	0.00	0.50
0800 - 0815	0	0	46	0	1	1	0	1	49	50.50	0	1
0815 - 0830	0	0	37	0	2	0	0	1	40	41.00	0	0
0830 - 0845	1	0	41	0	1	0	1	2	46	48.50	0	0
0845 - 0900	0	0	42	0	2	0	0	1	45	46.00	0	0
Hourly Total	1	0	166	0	6	1	1	5	180	186.00	0	1
Hourly Average	0.25	0.00	41.50	0.00	1.50	0.25	0.25	1.25	45.00	46.50	0.00	0.25
0900 - 0915	0	1	27	0	8	0	0	2	38	39.40	0	0
0915 - 0930	1	0	19	0	0	3	0	1	24	25.70	0	3
0930 - 0945	0	0	16	0	1	2	0	2	21	24.00	0	2
0945 - 1000	0	0	15	0	2	0	0	1	18	19.00	0	0
Hourly Total	1	1	77	0	11	5	0	6	101	108.10	0	5
Hourly Average	0.25	0.25	19.25	0.00	2.75	1.25	0.00	1.50	25.25	27.03	0.00	1.25
1000 - 1015	0	0	20	0	3	0	0	0	23	23.00	0	0
1015 - 1030	0	0	14	0	2	2	0	1	19	21.00	0	2
1030 - 1045	3	0	15	0	1	1	0	2	22	22.10	0	1
1045 - 1100	0	0	15	0	3	0	1	1	20	22.30	0	0
Hourly Total	3	0	64	0	9	3	1	4	84	88.40	0	3
Hourly Average	0.75	0.00	16.00	0.00	2.25	0.75	0.25	1.00	21.00	22.10	0.00	0.75
1100 - 1115	2	1	25	0	3	0	0	1	32	30.80	0	0
1115 - 1130	1	0	17	0	1	1	0	1	21	21.70	0	1
1130 - 1145	0	1	21	0	6	2	0	1	31	32.40	0	2
1145 - 1200	2	1	22	0	5	0	0	2	32	31.80	0	0
Hourly Total	5	3	85	0	15	3	0	5	116	116.70	0	3
Hourly Average	1.25	0.75	21.25	0.00	3.75	0.75	0.00	1.25	29.00	29.18	0.00	0.75
1200 - 1215	1	1	21	0	4	0	0	0	27	25.60	0	0
1215 - 1230	0	3	15	0	3	1	0	2	24	24.70	0	1
1230 - 1245	0	0	20	0	5	1	0	1	27	28.50	0	1
1245 - 1300	0	0	16	0	3	1	0	1	21	22.50	0	1
Hourly Total	1	4	72	0	15	3	0	4	99	101.30	0	3
Hourly Average	0.25	1.00	18.00	0.00	3.75	0.75	0.00	1.00	24.75	25.33	0.00	0.75
1300 - 1315	1	0	18	0	7	2	0	0	28	28.20	0	2
1315 - 1330	0	0	21	0	1	1	0	2	25	27.50	0	1
1330 - 1345	2	1	24	0	2	0	0	1	30	28.80	0	0
1345 - 1400	2	1	21	0	4	1	0	2	31	31.30	0	1
Hourly Total	5	2	84	0	14	4	0	5	114	115.80	0	4
Hourly Average	1.25	0.50	21.00	0.00	3.50	1.00	0.00	1.25	28.50	28.95	0.00	1.00
1400 - 1415	1	2	18	0	8	0	0	0	29	27.00	0	0
1415 - 1430	1	0	26	0	1	1	0	2	31	32.70	0	1
1430 - 1445	0	1	21	0	3	1	0	1	27	27.90	1	0
1445 - 1500	0	0	27	0	0	1	0	1	29	30.50	0	1
Hourly Total	2	3	92	0	12	3	0	4	116	118.10	1	2
Hourly Average	0.50	0.75	23.00	0.00	3.00	0.75	0.00	1.00	29.00	29.53	0.25	0.50
1500 - 1515	2	2	31	0	5	4	0	1	45	45.20	0	4
1515 - 1530	0	0	24	0	0	0	0	2	26	28.00	0	0
1530 - 1545	1	0	41	0	2	0	0	1	45	45.20	0	0
1545 - 1600	1	0	34	0	2	0	0	1	38	38.20	0	0
Hourly Total	4	2	130	0	9	4	0	5	154	156.60	0	4
Hourly Average	1.00	0.50	32.50	0.00	2.25	1.00	0.00	1.25	38.50	39.15	0.00	1.00
1600 - 1615	1	0	25	0	2	3	1	1	33	36.00	1	2
1615 - 1630	0	0	28	0	3	0	0	1	32	33.00	0	0
1630 - 1645	1	0	35	0	6	0	0	2	44	45.20	0	0
1645 - 1700	1	1	32	0	2	0	0	1	37	36.60	0	0
Hourly Total	3	1	120	0	13	3	1	5	146	150.80	1	2
Hourly Average	0.75	0.25	30.00	0.00	3.25	0.75	0.25	1.25	36.50	37.70	0.25	0.50
1700 - 1715	2	0	36	0	1	0	0	1	40	39.40	0	0
1715 - 1730	0	2	24	0	1	0	0	0	27	25.80	0	0
1730 - 1745	0	0	37	0	1	0	0	2	40	42.00	0	0
1745 - 1800	0	0	28	0	2	0	0	1	31	32.00	0	0
Hourly Total	2	2	125	0	5	0	0	4	138	139.20	0	0
Hourly Average	0.50	0.50	31.25	0.00	1.25	0.00	0.00	1.00	34.50	34.80	0.00	0.00
1800 - 1815	1	0	30	0	3	0	0	2	36	37.20	0	0
1815 - 1830	0	0	35	1	1	0	0	1	38	39.00	0	0
1830 - 1845	0	0	29	0	1	0	0	1	31	32.00	0	0
1845 - 1900	0	0	26	0	0	0	0	1	27	28.00	0	0
Hourly Total	1	0	120	1	5	0	0	5	132	136.20	0	0
Hourly Average	0.25	0.00	30.00	0.25	1.25	0.00	0.00	1.25	33.00	34.05	0.00	0.00
Session Total	29	19	1241	1	130	31	3	56	1510	1550.80	2	29
Session Average	0.60	0.40	25.85	0.02	2.71	0.65	0.06	1.17	31.46	32.31	0.04	0.60

Epsom
Classified Junction Count

Site 2 of 3
A24 South Street
Woodcote Road
A24 Dorking Road

Lat/Long
lat 51.328668° lon -0.270543°

Date
Tuesday 12 November 2019

Weather
Cloudy
Temp: 6°C

0700 - 1900 (Tuesday 12H Session)

	Movement 2.5: Eastbound from A24 Dorking Road to A24 South Street								Original Data		OGV1	
TIME	P/CYCLE	M/CYCLE	CAR	TAXI	LGV	OGV1	OGV2	BUS/COACH	TOTAL	PCU TOTAL	Ambulances	Other
0700 - 0715	3	1	132	0	22	2	2	2	164	166.60	0	2
0715 - 0730	6	1	163	0	23	4	0	0	197	193.60	1	3
0730 - 0745	4	0	141	1	24	1	1	1	173	172.60	0	1
0745 - 0800	3	3	137	0	21	2	2	1	169	169.40	0	2
Hourly Total	16	5	573	1	90	9	5	4	703	702.20	1	8
Hourly Average	4.00	1.25	143.25	0.25	22.50	2.25	1.25	1.00	175.75	175.55	0.25	2.00
0800 - 0815	1	2	162	0	12	2	0	5	184	188.00	0	2
0815 - 0830	3	2	85	0	6	1	0	1	98	95.90	0	1
0830 - 0845	2	0	94	0	10	2	1	5	114	119.70	1	1
0845 - 0900	0	2	148	1	14	4	0	9	178	187.80	0	4
Hourly Total	6	6	489	1	42	9	1	20	574	591.40	1	8
Hourly Average	1.50	1.50	122.25	0.25	10.50	2.25	0.25	5.00	143.50	147.85	0.25	2.00
0900 - 0915	1	0	116	1	11	2	0	2	133	135.20	0	2
0915 - 0930	0	0	129	0	24	5	0	2	160	164.50	1	4
0930 - 0945	1	0	132	0	24	1	1	2	161	164.00	0	1
0945 - 1000	0	0	117	0	21	7	0	1	146	150.50	0	7
Hourly Total	2	0	494	1	80	15	1	7	600	614.20	1	14
Hourly Average	0.50	0.00	123.50	0.25	20.00	3.75	0.25	1.75	150.00	153.55	0.25	3.50
1000 - 1015	0	0	127	0	12	3	1	2	145	149.80	0	3
1015 - 1030	1	6	129	0	16	3	0	2	157	156.10	0	3
1030 - 1045	1	0	102	0	19	1	0	0	123	122.70	0	1
1045 - 1100	2	0	125	0	14	2	1	7	151	158.70	0	2
Hourly Total	4	6	483	0	61	9	2	11	576	587.30	0	9
Hourly Average	1.00	1.50	120.75	0.00	15.25	2.25	0.50	2.75	144.00	146.83	0.00	2.25
1100 - 1115	2	4	97	0	15	2	3	2	125	127.90	0	2
1115 - 1130	1	3	98	0	12	3	2	0	119	120.50	0	3
1130 - 1145	1	0	122	1	11	4	0	2	141	144.20	0	4
1145 - 1200	0	1	106	0	21	3	2	1	134	138.50	0	3
Hourly Total	4	8	423	1	59	12	7	5	519	531.10	0	12
Hourly Average	1.00	2.00	105.75	0.25	14.75	3.00	1.75	1.25	129.75	132.78	0.00	3.00
1200 - 1215	0	2	128	0	19	2	0	4	155	158.80	0	2
1215 - 1230	1	0	128	0	16	7	0	0	152	154.70	0	7
1230 - 1245	1	0	129	0	21	0	0	3	154	156.20	0	0
1245 - 1300	1	0	104	0	18	1	1	1	126	128.00	0	1
Hourly Total	3	2	489	0	74	10	1	8	587	597.70	0	10
Hourly Average	0.75	0.50	122.25	0.00	18.50	2.50	0.25	2.00	146.75	149.43	0.00	2.50
1300 - 1315	3	2	111	0	12	2	1	0	131	129.70	0	2
1315 - 1330	0	2	115	0	18	5	0	2	142	145.30	0	5
1330 - 1345	0	2	125	0	20	2	2	1	152	155.40	0	2
1345 - 1400	0	1	130	0	12	4	0	3	150	154.40	0	4
Hourly Total	3	7	481	0	62	13	3	6	575	584.80	0	13
Hourly Average	0.75	1.75	120.25	0.00	15.50	3.25	0.75	1.50	143.75	146.20	0.00	3.25
1400 - 1415	1	1	128	0	14	2	0	3	149	151.60	0	2
1415 - 1430	1	1	136	0	14	3	0	1	156	157.10	0	3
1430 - 1445	1	2	134	0	18	2	1	0	158	158.30	1	1
1445 - 1500	0	1	134	0	16	2	0	2	155	157.40	2	0
Hourly Total	3	5	532	0	62	9	1	6	618	624.40	3	6
Hourly Average	0.75	1.25	133.00	0.00	15.50	2.25	0.25	1.50	154.50	156.10	0.75	1.50
1500 - 1515	0	0	130	0	19	1	0	5	155	160.50	0	1
1515 - 1530	1	2	131	0	21	0	0	5	160	163.00	0	0
1530 - 1545	1	1	128	0	26	6	0	4	166	171.60	0	6
1545 - 1600	0	1	136	0	13	7	1	2	160	166.20	0	7
Hourly Total	2	4	525	0	79	14	1	16	641	661.30	0	14
Hourly Average	0.50	1.00	131.25	0.00	19.75	3.50	0.25	4.00	160.25	165.33	0.00	3.50
1600 - 1615	2	3	145	0	17	1	0	1	169	167.10	0	1
1615 - 1630	0	4	148	1	15	1	1	4	174	177.40	1	0
1630 - 1645	1	2	153	0	13	1	1	3	174	176.80	1	0
1645 - 1700	0	1	164	1	13	0	0	4	183	186.40	0	0
Hourly Total	3	10	610	2	58	3	2	12	700	707.70	2	1
Hourly Average	0.75	2.50	152.50	0.50	14.50	0.75	0.50	3.00	175.00	176.93	0.50	0.25
1700 - 1715	0	1	177	0	7	1	0	1	187	187.90	0	1
1715 - 1730	0	2	154	0	9	0	0	4	169	171.80	0	0
1730 - 1745	0	2	185	0	7	0	0	2	196	196.80	0	0
1745 - 1800	0	0	180	0	11	0	0	3	194	197.00	0	0
Hourly Total	0	5	696	0	34	1	0	10	746	753.50	0	1
Hourly Average	0.00	1.25	174.00	0.00	8.50	0.25	0.00	2.50	186.50	188.38	0.00	0.25
1800 - 1815	1	1	162	0	9	0	0	1	174	173.60	0	0
1815 - 1830	0	3	164	1	6	2	0	4	180	183.20	0	2
1830 - 1845	1	4	139	0	11	1	0	1	157	155.30	1	0
1845 - 1900	0	0	142	0	4	0	0	1	147	148.00	0	0
Hourly Total	2	8	607	1	30	3	0	7	658	660.10	1	2
Hourly Average	0.50	2.00	151.75	0.25	7.50	0.75	0.00	1.75	164.50	165.03	0.25	0.50
Session Total	48	66	6402	7	731	107	24	112	7497	7615.70	9	98
Session Average	1.00	1.38	133.38	0.15	15.23	2.23	0.50	2.33	156.19	158.66	0.19	2.04

Date
Wednesday 13 November 2019

Weather
Cloudy
Temp: 8°C

0700 - 1900 (Wednesday 12H Session)

	Movement 2.5: Eastbound from A24 Dorking Road to A24 South Street								Original Data		OGV1	
TIME	P/CYCLE	M/CYCLE	CAR	TAXI	LGV	OGV1	OGV2	BUS/COACH	TOTAL	PCU TOTAL	Ambulances	Other
0700 - 0715	4	2	105	0	22	1	2	2	138	138.70	0	1
0715 - 0730	3	0	163	0	22	5	1	2	196	199.40	0	5
0730 - 0745	4	4	153	1	29	2	0	1	194	190.40	1	1
0745 - 0800	1	3	112	0	28	2	0	2	148	148.40	2	0
Hourly Total	12	9	533	1	101	10	3	7	676	676.90	3	7
Hourly Average	3.00	2.25	133.25	0.25	25.25	2.50	0.75	1.75	169.00	169.23	0.75	1.75
0800 - 0815	0	2	148	0	12	0	1	3	166	169.10	0	0
0815 - 0830	2	2	128	0	14	0	0	4	150	151.20	0	0
0830 - 0845	4	1	114	0	11	2	1	7	140	145.50	0	2
0845 - 0900	1	0	141	0	14	1	0	2	159	160.70	0	1
Hourly Total	7	5	531	0	51	3	2	16	615	626.50	0	3
Hourly Average	1.75	1.25	132.75	0.00	12.75	0.75	0.50	4.00	153.75	156.63	0.00	0.75
0900 - 0915	0	1	112	0	17	2	2	3	137	143.00	0	2
0915 - 0930	1	1	114	0	22	5	1	1	145	148.40	0	5
0930 - 0945	0	1	152	0	14	2	0	1	170	171.40	1	1
0945 - 1000	0	0	109	0	16	2	0	2	129	132.00	2	0
Hourly Total	1	3	487	0	69	11	3	7	581	594.80	3	8
Hourly Average	0.25	0.75	121.75	0.00	17.25	2.75	0.75	1.75	145.25	148.70	0.75	2.00
1000 - 1015	0	0	110	0	16	8	0	3	137	144.00	0	8
1015 - 1030	0	0	141	1	19	2	3	1	167	172.90	0	2
1030 - 1045	0	0	126	0	14	3	1	2	146	150.80	0	3
1045 - 1100	0	1	111	0	19	2	0	0	133	133.40	0	2
Hourly Total	0	1	488	1	68	15	4	6	583	601.10	0	15
Hourly Average	0.00	0.25	122.00	0.25	17.00	3.75	1.00	1.50	145.75	150.28	0.00	3.75
1100 - 1115	1	1	130	0	16	5	1	3	157	162.40	0	5
1115 - 1130	0	4	137	0	23	1	2	0	167	167.70	0	1
1130 - 1145	0	1	117	0	14	4	0	3	139	143.40	0	4
1145 - 1200	1	1	119	0	22	2	0	2	147	148.60	1	1
Hourly Total	2	7	503	0	75	12	3	8	610	622.10	1	11
Hourly Average	0.50	1.75	125.75	0.00	18.75	3.00	0.75	2.00	152.50	155.53	0.25	2.75
1200 - 1215	0	1	125	0	18	1	1	4	150	155.20	1	0
1215 - 1230	1	1	136	0	17	2	1	0	158	158.90	1	1
1230 - 1245	1	2	115	0	11	1	1	2	133	134.80	0	1
1245 - 1300	1	3	111	0	20	1	0	2	138	137.90	0	1
Hourly Total	3	7	487	0	66	5	3	8	579	586.80	2	3
Hourly Average	0.75	1.75	121.75	0.00	16.50	1.25	0.75	2.00	144.75	146.70	0.50	0.75
1300 - 1315	0	1	88	0	13	2	1	1	106	108.70	0	2
1315 - 1330	1	1	110	0	18	2	1	1	134	135.90	2	0
1330 - 1345	0	0	98	0	18	2	0	1	119	121.00	0	2
1345 - 1400	0	1	99	0	10	2	2	3	117	123.00	0	2
Hourly Total	1	3	395	0	59	8	4	6	476	488.60	2	6
Hourly Average	0.25	0.75	98.75	0.00	14.75	2.00	1.00	1.50	119.00	122.15	0.50	1.50
1400 - 1415	1	4	102	0	7	3	2	3	122	125.90	0	3
1415 - 1430	0	2	130	0	16	1	1	1	151	152.60	1	0
1430 - 1445	0	2	130	0	11	0	0	0	143	141.80	0	0
1445 - 1500	0	1	118	0	13	0	0	2	134	135.40	0	0
Hourly Total	1	9	480	0	47	4	3	6	550	555.70	1	3
Hourly Average	0.25	2.25	120.00	0.00	11.75	1.00	0.75	1.50	137.50	138.93	0.25	0.75
1500 - 1515	1	0	134	0	13	4	0	4	156	161.20	0	4
1515 - 1530	0	0	125	0	16	1	0	6	148	154.50	0	1
1530 - 1545	1	1	134	0	10	4	0	3	153	156.60	0	4
1545 - 1600	1	0	141	0	10	1	0	3	156	158.70	1	0
Hourly Total	3	1	534	0	49	10	0	16	613	631.00	1	9
Hourly Average	0.75	0.25	133.50	0.00	12.25	2.50	0.00	4.00	153.25	157.75	0.25	2.25
1600 - 1615	0	1	141	0	20	2	0	2	166	168.40	2	0
1615 - 1630	1	0	149	0	14	0	0	3	167	169.20	0	0
1630 - 1645	1	1	147	0	19	0	0	3	171	172.60	0	0
1645 - 1700	1	2	147	0	17	2	0	3	172	174.00	0	2
Hourly Total	3	4	584	0	70	4	0	11	676	684.20	2	2
Hourly Average	0.75	1.00	146.00	0.00	17.50	1.00	0.00	2.75	169.00	171.05	0.50	0.50
1700 - 1715	1	3	149	0	12	2	0	5	172	175.40	0	2
1715 - 1730	1	2	166	0	10	1	0	2	182	182.50	0	1
1730 - 1745	0	5	162	0	6	0	0	1	174	172.00	0	0
1745 - 1800	2	2	164	0	8	0	0	4	180	181.20	0	0
Hourly Total	4	12	641	0	36	3	0	12	708	711.10	0	3
Hourly Average	1.00	3.00	160.25	0.00	9.00	0.75	0.00	3.00	177.00	177.78	0.00	0.75
1800 - 1815	2	1	164	0	4	3	1	2	177	179.60	1	2
1815 - 1830	0	1	160	1	4	3	0	3	172	175.90	2	1
1830 - 1845	0	3	156	0	10	0	0	1	170	169.20	0	0
1845 - 1900	0	0	144	0	6	1	2	1	154	158.10	1	0
Hourly Total	2	5	624	1	24	7	3	7	673	682.80	4	3
Hourly Average	0.50	1.25	156.00	0.25	6.00	1.75	0.75	1.75	168.25	170.70	1.00	0.75
Session Total	39	66	6287	3	715	92	28	110	7340	7461.60	19	73
Session Average	0.81	1.38	130.98	0.06	14.90	1.92	0.58	2.29	152.92	155.45	0.40	1.52

Epsom
Classified Junction Count

Site 2 of 3
A24 South Street
Woodcote Road
A24 Dorking Road

Lat/Long
lat 51.328668° lon -0.270543°

Date
Tuesday 12 November 2019

Weather
Cloudy
Temp: 6°C

0700 - 1900 (Tuesday 12H Session)

	Movement 2.6: Right from A24 Dorking Road to Woodcote Road								Original Data		OGV1	
TIME	P/CYCLE	M/CYCLE	CAR	TAXI	LGV	OGV1	OGV2	BUS/COACH	TOTAL	PCU TOTAL	Ambulances	Other
0700 - 0715	0	0	17	0	4	1	0	0	22	22.50	1	0
0715 - 0730	0	0	21	0	4	1	0	0	26	26.50	0	1
0730 - 0745	0	0	21	0	8	1	0	0	30	30.50	0	1
0745 - 0800	0	0	15	0	2	1	0	0	18	18.50	1	0
Hourly Total	0	0	74	0	18	4	0	0	96	98.00	2	2
Hourly Average	0.00	0.00	18.50	0.00	4.50	1.00	0.00	0.00	24.00	24.50	0.50	0.50
0800 - 0815	0	0	23	0	5	1	0	0	29	29.50	0	1
0815 - 0830	0	0	19	0	0	0	0	0	19	19.00	0	0
0830 - 0845	0	0	22	0	2	1	0	0	25	25.50	0	1
0845 - 0900	0	1	26	0	4	1	0	0	32	31.90	0	1
Hourly Total	0	1	90	0	11	3	0	0	105	105.90	0	3
Hourly Average	0.00	0.25	22.50	0.00	2.75	0.75	0.00	0.00	26.25	26.48	0.00	0.75
0900 - 0915	0	1	23	0	2	1	0	0	27	26.90	0	1
0915 - 0930	0	1	24	0	3	0	0	0	28	27.40	0	0
0930 - 0945	0	0	42	0	5	1	0	0	48	48.50	0	1
0945 - 1000	0	0	39	0	3	2	1	0	45	47.30	0	2
Hourly Total	0	2	128	0	13	4	1	0	148	150.10	0	4
Hourly Average	0.00	0.50	32.00	0.00	3.25	1.00	0.25	0.00	37.00	37.53	0.00	1.00
1000 - 1015	0	0	21	0	8	1	0	1	31	32.50	0	1
1015 - 1030	0	0	18	0	3	0	0	0	21	21.00	0	0
1030 - 1045	0	0	27	0	5	0	0	0	32	32.00	0	0
1045 - 1100	0	0	27	0	4	1	0	1	33	34.50	0	1
Hourly Total	0	0	93	0	20	2	0	2	117	120.00	0	2
Hourly Average	0.00	0.00	23.25	0.00	5.00	0.50	0.00	0.50	29.25	30.00	0.00	0.50
1100 - 1115	0	0	39	0	3	1	0	0	43	43.50	0	1
1115 - 1130	0	0	28	0	4	1	0	0	33	33.50	0	1
1130 - 1145	0	0	30	0	8	1	0	0	39	39.50	0	1
1145 - 1200	0	0	22	0	2	0	0	0	24	24.00	0	0
Hourly Total	0	0	119	0	17	3	0	0	139	140.50	0	3
Hourly Average	0.00	0.00	29.75	0.00	4.25	0.75	0.00	0.00	34.75	35.13	0.00	0.75
1200 - 1215	0	0	27	0	3	1	1	0	32	33.80	0	1
1215 - 1230	0	0	41	0	3	0	0	0	44	44.00	0	0
1230 - 1245	0	0	34	0	3	1	0	0	38	38.50	1	0
1245 - 1300	0	0	25	0	7	1	0	0	33	33.50	0	1
Hourly Total	0	0	127	0	16	3	1	0	147	149.80	1	2
Hourly Average	0.00	0.00	31.75	0.00	4.00	0.75	0.25	0.00	36.75	37.45	0.25	0.50
1300 - 1315	0	1	39	0	2	1	0	0	43	42.90	1	0
1315 - 1330	0	0	25	0	6	1	0	0	32	32.50	0	1
1330 - 1345	0	0	36	0	5	0	0	0	41	41.00	0	0
1345 - 1400	0	0	26	0	7	0	0	0	33	33.00	0	0
Hourly Total	0	1	126	0	20	2	0	0	149	149.40	1	1
Hourly Average	0.00	0.25	31.50	0.00	5.00	0.50	0.00	0.00	37.25	37.35	0.25	0.25
1400 - 1415	0	0	23	0	4	0	0	0	27	27.00	0	0
1415 - 1430	0	0	32	0	2	1	0	0	35	35.50	0	1
1430 - 1445	0	0	31	0	2	1	0	0	34	34.50	1	0
1445 - 1500	0	0	31	0	2	1	0	0	34	34.50	0	1
Hourly Total	0	0	117	0	10	3	0	0	130	131.50	1	2
Hourly Average	0.00	0.00	29.25	0.00	2.50	0.75	0.00	0.00	32.50	32.88	0.25	0.50
1500 - 1515	0	1	56	0	2	1	0	0	60	59.90	0	1
1515 - 1530	0	0	28	0	2	1	1	1	33	35.80	1	0
1530 - 1545	0	0	26	0	3	0	0	0	29	29.00	0	0
1545 - 1600	0	0	44	0	5	1	0	0	50	50.50	1	0
Hourly Total	0	1	154	0	12	3	1	1	172	175.20	2	1
Hourly Average	0.00	0.25	38.50	0.00	3.00	0.75	0.25	0.25	43.00	43.80	0.50	0.25
1600 - 1615	0	0	34	0	4	1	0	0	39	39.50	1	0
1615 - 1630	0	0	43	0	3	1	0	0	47	47.50	1	0
1630 - 1645	0	0	25	0	4	0	0	0	29	29.00	0	0
1645 - 1700	0	0	43	0	5	0	0	0	48	48.00	0	0
Hourly Total	0	0	145	0	16	2	0	0	163	164.00	2	0
Hourly Average	0.00	0.00	36.25	0.00	4.00	0.50	0.00	0.00	40.75	41.00	0.50	0.00
1700 - 1715	0	0	39	0	4	2	0	0	45	46.00	2	0
1715 - 1730	0	0	32	0	4	0	0	0	36	36.00	0	0
1730 - 1745	1	0	20	0	1	2	0	0	24	24.20	2	0
1745 - 1800	0	0	37	0	2	0	0	0	39	39.00	0	0
Hourly Total	1	0	128	0	11	4	0	0	144	145.20	4	0
Hourly Average	0.25	0.00	32.00	0.00	2.75	1.00	0.00	0.00	36.00	36.30	1.00	0.00
1800 - 1815	0	1	35	0	3	0	0	0	39	38.40	0	0
1815 - 1830	0	0	27	0	2	1	0	0	30	30.50	1	0
1830 - 1845	0	0	25	0	0	1	0	0	26	26.50	1	0
1845 - 1900	0	1	34	0	1	0	0	0	36	35.40	0	0
Hourly Total	0	2	121	0	6	2	0	0	131	130.80	2	0
Hourly Average	0.00	0.50	30.25	0.00	1.50	0.50	0.00	0.00	32.75	32.70	0.50	0.00
Session Total	1	7	1422	0	170	35	3	3	1641	1660.40	15	20
Session Average	0.02	0.15	29.63	0.00	3.54	0.73	0.06	0.06	34.19	34.59	0.31	0.42

Date
Wednesday 13 November 2019

Weather
Cloudy
Temp: 8°C

0700 - 1900 (Wednesday 12H Session)

	Movement 2.6: Right from A24 Dorking Road to Woodcote Road								Original Data		OGV1	
TIME	P/CYCLE	M/CYCLE	CAR	TAXI	LGV	OGV1	OGV2	BUS/COACH	TOTAL	PCU TOTAL	Ambulances	Other
0700 - 0715	0	0	16	0	7	0	0	0	23	23.00	0	0
0715 - 0730	0	0	19	0	5	0	0	0	24	24.00	0	0
0730 - 0745	0	0	23	0	3	0	0	0	26	26.00	0	0
0745 - 0800	0	0	21	0	4	0	0	0	25	25.00	0	0
Hourly Total	0	0	79	0	19	0	0	0	98	98.00	0	0
Hourly Average	0.00	0.00	19.75	0.00	4.75	0.00	0.00	0.00	24.50	24.50	0.00	0.00
0800 - 0815	0	0	19	0	0	1	0	0	20	20.50	0	1
0815 - 0830	0	1	21	0	2	0	0	0	24	23.40	0	0
0830 - 0845	0	0	16	0	1	0	0	1	18	19.00	0	0
0845 - 0900	0	0	31	0	4	1	0	0	36	36.50	0	1
Hourly Total	0	1	87	0	7	2	0	1	98	99.40	0	2
Hourly Average	0.00	0.25	21.75	0.00	1.75	0.50	0.00	0.25	24.50	24.85	0.00	0.50
0900 - 0915	0	0	34	0	7	1	0	0	42	42.50	1	0
0915 - 0930	0	0	24	0	2	3	0	0	29	30.50	0	3
0930 - 0945	0	1	29	0	2	1	0	1	34	34.90	1	0
0945 - 1000	0	0	16	0	0	1	0	0	17	17.50	0	1
Hourly Total	0	1	103	0	11	6	0	1	122	125.40	2	4
Hourly Average	0.00	0.25	25.75	0.00	2.75	1.50	0.00	0.25	30.50	31.35	0.50	1.00
1000 - 1015	0	0	20	0	3	1	0	0	24	24.50	1	0
1015 - 1030	0	0	28	0	2	0	0	0	30	30.00	0	0
1030 - 1045	0	0	25	0	7	4	0	0	36	38.00	0	4
1045 - 1100	0	0	18	0	3	2	0	0	23	24.00	0	2
Hourly Total	0	0	91	0	15	7	0	0	113	116.50	1	6
Hourly Average	0.00	0.00	22.75	0.00	3.75	1.75	0.00	0.00	28.25	29.13	0.25	1.50
1100 - 1115	0	0	27	0	4	0	0	0	31	31.00	0	0
1115 - 1130	0	1	26	0	4	0	0	0	31	30.40	0	0
1130 - 1145	0	0	23	0	4	2	1	0	30	32.30	2	0
1145 - 1200	0	0	34	0	6	1	0	0	41	41.50	1	0
Hourly Total	0	1	110	0	18	3	1	0	133	135.20	3	0
Hourly Average	0.00	0.25	27.50	0.00	4.50	0.75	0.25	0.00	33.25	33.80	0.75	0.00
1200 - 1215	0	0	27	0	4	2	0	0	33	34.00	2	0
1215 - 1230	0	0	29	0	2	0	0	0	31	31.00	0	0
1230 - 1245	0	0	27	0	3	0	0	0	30	30.00	0	0
1245 - 1300	0	0	34	0	6	3	0	0	43	44.50	0	3
Hourly Total	0	0	117	0	15	5	0	0	137	139.50	2	3
Hourly Average	0.00	0.00	29.25	0.00	3.75	1.25	0.00	0.00	34.25	34.88	0.50	0.75
1300 - 1315	0	0	25	0	5	0	0	0	30	30.00	0	0
1315 - 1330	0	0	39	0	2	0	0	0	41	41.00	0	0
1330 - 1345	0	0	21	0	2	2	1	0	26	28.30	0	2
1345 - 1400	0	0	32	0	2	1	0	0	35	35.50	1	0
Hourly Total	0	0	117	0	11	3	1	0	132	134.80	1	2
Hourly Average	0.00	0.00	29.25	0.00	2.75	0.75	0.25	0.00	33.00	33.70	0.25	0.50
1400 - 1415	0	0	21	0	2	1	0	0	24	24.50	1	0
1415 - 1430	0	1	30	0	3	1	0	0	35	34.90	1	0
1430 - 1445	0	1	19	0	1	1	0	0	22	21.90	1	0
1445 - 1500	0	0	34	0	4	1	0	0	39	39.50	1	0
Hourly Total	0	2	104	0	10	4	0	0	120	120.80	4	0
Hourly Average	0.00	0.50	26.00	0.00	2.50	1.00	0.00	0.00	30.00	30.20	1.00	0.00
1500 - 1515	0	0	39	0	1	3	0	0	43	44.50	0	3
1515 - 1530	0	0	38	0	0	1	0	1	40	41.50	1	0
1530 - 1545	1	0	47	1	5	0	0	0	54	53.20	0	0
1545 - 1600	0	0	31	0	5	1	0	0	37	37.50	1	0
Hourly Total	1	0	155	1	11	5	0	1	174	176.70	2	3
Hourly Average	0.25	0.00	38.75	0.25	2.75	1.25	0.00	0.25	43.50	44.18	0.50	0.75
1600 - 1615	0	0	34	0	3	0	0	1	38	39.00	0	0
1615 - 1630	0	1	41	1	3	0	0	1	47	47.40	0	0
1630 - 1645	0	0	35	0	0	1	0	0	36	36.50	1	0
1645 - 1700	0	0	36	0	2	0	0	0	38	38.00	0	0
Hourly Total	0	1	146	1	8	1	0	2	159	160.90	1	0
Hourly Average	0.00	0.25	36.50	0.25	2.00	0.25	0.00	0.50	39.75	40.23	0.25	0.00
1700 - 1715	0	0	36	0	0	0	0	0	36	36.00	0	0
1715 - 1730	0	0	27	0	3	1	0	0	31	31.50	1	0
1730 - 1745	0	0	21	0	2	0	0	0	23	23.00	0	0
1745 - 1800	0	1	32	0	0	0	0	0	33	32.40	0	0
Hourly Total	0	1	116	0	5	1	0	0	123	122.90	1	0
Hourly Average	0.00	0.25	29.00	0.00	1.25	0.25	0.00	0.00	30.75	30.73	0.25	0.00
1800 - 1815	0	0	38	0	2	0	0	0	40	40.00	0	0
1815 - 1830	0	2	38	0	1	1	0	0	42	41.30	1	0
1830 - 1845	0	0	40	0	0	0	0	0	40	40.00	0	0
1845 - 1900	0	0	31	0	0	0	0	0	31	31.00	0	0
Hourly Total	0	2	147	0	3	1	0	0	153	152.30	1	0
Hourly Average	0.00	0.50	36.75	0.00	0.75	0.25	0.00	0.00	38.25	38.08	0.25	0.00
Session Total	1	9	1372	2	133	38	2	5	1562	1582.40	18	20
Session Average	0.02	0.19	28.58	0.04	2.77	0.79	0.04	0.10	32.54	32.97	0.38	0.42

Epsom
Classified Junction Count

Site 3 of 3
A24 Ashley Avenue
A24 South Street (South)
A24 South Street (North)

Lat/Long
lat 51.331135° lon -0.270433°

Date
Tuesday 12 November 2019

Weather
Cloudy
Temp: 6°C

0700 - 1900 (Tuesday 12H Session)

	Movement 3.1: Left from A24 Ashley Avenue to A24 South Street (South)								Original Data		OGV1	
TIME	P/CYCLE	M/CYCLE	CAR	TAXI	LGV	OGV1	OGV2	BUS/COACH	TOTAL	PCU TOTAL	Ambulances	Other
0700 - 0715	3	0	105	0	12	1	2	2	125	127.70	0	1
0715 - 0730	4	0	130	0	17	2	0	5	158	160.80	1	1
0730 - 0745	1	1	152	1	35	1	1	4	196	200.40	0	1
0745 - 0800	1	1	127	0	21	1	0	9	160	168.10	0	1
Hourly Total	9	2	514	1	85	5	3	20	639	657.00	1	4
Hourly Average	2.25	0.50	128.50	0.25	21.25	1.25	0.75	5.00	159.75	164.25	0.25	1.00
0800 - 0815	2	2	143	0	14	2	1	7	171	177.50	0	2
0815 - 0830	3	0	120	0	13	4	0	6	146	151.60	1	3
0830 - 0845	1	0	106	0	11	1	0	1	120	120.70	0	1
0845 - 0900	1	2	117	0	12	1	0	4	137	139.50	0	1
Hourly Total	7	4	486	0	50	8	1	18	574	589.30	1	7
Hourly Average	1.75	1.00	121.50	0.00	12.50	2.00	0.25	4.50	143.50	147.33	0.25	1.75
0900 - 0915	0	0	92	0	12	0	1	3	108	112.30	0	0
0915 - 0930	0	1	94	0	12	1	2	4	114	120.50	1	0
0930 - 0945	0	1	99	0	16	0	2	6	124	132.00	0	0
0945 - 1000	0	1	110	0	22	1	0	2	136	137.90	0	1
Hourly Total	0	3	395	0	62	2	5	15	482	502.70	1	1
Hourly Average	0.00	0.75	98.75	0.00	15.50	0.50	1.25	3.75	120.50	125.68	0.25	0.25
1000 - 1015	2	1	70	0	20	2	1	2	98	100.10	0	2
1015 - 1030	0	1	93	0	16	0	0	2	112	113.40	0	0
1030 - 1045	2	2	87	1	18	5	0	3	118	120.70	0	5
1045 - 1100	0	1	88	0	16	5	1	1	112	116.20	0	5
Hourly Total	4	5	338	1	70	12	2	8	440	450.40	0	12
Hourly Average	1.00	1.25	84.50	0.25	17.50	3.00	0.50	2.00	110.00	112.60	0.00	3.00
1100 - 1115	1	0	85	0	16	4	2	3	111	117.80	0	4
1115 - 1130	0	0	116	0	24	4	1	4	149	156.30	0	4
1130 - 1145	0	1	107	0	25	2	2	2	139	144.00	1	1
1145 - 1200	1	1	120	0	14	3	1	3	143	147.40	0	3
Hourly Total	2	2	428	0	79	13	6	12	542	565.50	1	12
Hourly Average	0.50	0.50	107.00	0.00	19.75	3.25	1.50	3.00	135.50	141.38	0.25	3.00
1200 - 1215	0	2	97	0	11	3	1	1	115	117.60	0	3
1215 - 1230	1	1	111	0	15	1	0	4	133	136.10	0	1
1230 - 1245	0	0	105	0	18	4	0	2	129	133.00	0	4
1245 - 1300	2	1	123	0	13	4	1	4	148	153.10	0	4
Hourly Total	3	4	436	0	57	12	2	11	525	539.80	0	12
Hourly Average	0.75	1.00	109.00	0.00	14.25	3.00	0.50	2.75	131.25	134.95	0.00	3.00
1300 - 1315	0	1	115	0	16	4	2	1	139	144.00	0	4
1315 - 1330	0	0	122	0	23	3	1	3	152	157.80	0	3
1330 - 1345	0	1	145	0	10	2	1	4	163	168.70	0	2
1345 - 1400	0	0	108	0	14	2	1	2	127	131.30	1	1
Hourly Total	0	2	490	0	63	11	5	10	581	601.80	1	10
Hourly Average	0.00	0.50	122.50	0.00	15.75	2.75	1.25	2.50	145.25	150.45	0.25	2.50
1400 - 1415	0	2	110	0	14	3	0	3	132	135.30	0	3
1415 - 1430	0	1	113	0	9	3	1	2	129	133.20	0	3
1430 - 1445	1	2	110	0	15	1	1	3	133	135.80	0	1
1445 - 1500	0	1	139	1	14	0	1	3	159	162.70	0	0
Hourly Total	1	6	472	1	52	7	3	11	553	567.00	0	7
Hourly Average	0.25	1.50	118.00	0.25	13.00	1.75	0.75	2.75	138.25	141.75	0.00	1.75
1500 - 1515	0	0	143	0	16	2	0	6	167	174.00	0	2
1515 - 1530	1	0	138	0	15	2	0	3	159	162.20	1	1
1530 - 1545	0	1	117	0	11	0	1	3	133	136.70	0	0
1545 - 1600	0	1	140	0	16	1	0	3	161	163.90	0	1
Hourly Total	1	2	538	0	58	5	1	15	620	636.80	1	4
Hourly Average	0.25	0.50	134.50	0.00	14.50	1.25	0.25	3.75	155.00	159.20	0.25	1.00
1600 - 1615	1	1	141	0	14	4	0	3	164	167.60	0	4
1615 - 1630	1	3	135	0	20	1	0	3	163	163.90	0	1
1630 - 1645	0	1	130	0	11	0	1	3	146	149.70	0	0
1645 - 1700	1	1	148	0	14	2	0	3	169	171.60	1	1
Hourly Total	3	6	554	0	59	7	1	12	642	652.80	1	6
Hourly Average	0.75	1.50	138.50	0.00	14.75	1.75	0.25	3.00	160.50	163.20	0.25	1.50
1700 - 1715	1	1	164	1	10	2	1	3	183	186.90	0	2
1715 - 1730	3	2	156	0	8	3	0	3	175	175.90	1	2
1730 - 1745	4	4	148	0	7	1	0	4	168	166.90	0	1
1745 - 1800	1	0	141	0	10	3	0	2	157	159.70	1	2
Hourly Total	9	7	609	1	35	9	1	12	683	689.40	2	7
Hourly Average	2.25	1.75	152.25	0.25	8.75	2.25	0.25	3.00	170.75	172.35	0.50	1.75
1800 - 1815	3	2	140	0	9	0	1	4	159	160.70	0	0
1815 - 1830	3	4	127	0	6	1	0	2	143	140.70	0	1
1830 - 1845	0	2	109	2	8	2	0	3	126	128.80	0	2
1845 - 1900	4	1	111	0	5	0	0	3	124	123.20	0	0
Hourly Total	10	9	487	2	28	3	1	12	552	553.40	0	3
Hourly Average	2.50	2.25	121.75	0.50	7.00	0.75	0.25	3.00	138.00	138.35	0.00	0.75
Session Total	49	52	5747	6	698	94	31	156	6833	7005.90	9	85
Session Average	1.02	1.08	119.73	0.13	14.54	1.96	0.65	3.25	142.35	145.96	0.19	1.77

Date
Wednesday 13 November 2019

Weather
Cloudy
Temp: 8°C

0700 - 1900 (Wednesday 12H Session)

	Movement 3.1: Left from A24 Ashley Avenue to A24 South Street (South)								Original Data		OGV1	
TIME	P/CYCLE	M/CYCLE	CAR	TAXI	LGV	OGV1	OGV2	BUS/COACH	TOTAL	PCU TOTAL	Ambulances	Other
0700 - 0715	1	2	111	0	11	2	1	3	131	134.30	0	2
0715 - 0730	0	1	131	0	11	2	1	4	150	155.70	0	2
0730 - 0745	2	1	161	1	19	1	2	3	190	193.90	0	1
0745 - 0800	0	2	136	0	21	5	0	5	169	175.30	0	5
Hourly Total	3	6	539	1	62	10	4	15	640	659.20	0	10
Hourly Average	0.75	1.50	134.75	0.25	15.50	2.50	1.00	3.75	160.00	164.80	0.00	2.50
0800 - 0815	2	0	138	0	14	3	1	9	167	177.20	0	3
0815 - 0830	3	2	149	0	20	1	0	4	179	179.90	0	1
0830 - 0845	0	1	122	0	27	4	0	0	154	155.40	0	4
0845 - 0900	1	0	101	0	21	3	2	4	132	139.30	0	3
Hourly Total	6	3	510	0	82	11	3	17	632	651.80	0	11
Hourly Average	1.50	0.75	127.50	0.00	20.50	2.75	0.75	4.25	158.00	162.95	0.00	2.75
0900 - 0915	0	1	77	0	7	2	0	3	90	93.40	0	2
0915 - 0930	1	0	121	0	17	2	1	6	148	155.50	0	2
0930 - 0945	0	2	129	0	8	0	0	4	143	145.80	0	0
0945 - 1000	1	0	88	0	9	3	1	2	104	108.00	0	3
Hourly Total	2	3	415	0	41	7	2	15	485	502.70	0	7
Hourly Average	0.50	0.75	103.75	0.00	10.25	1.75	0.50	3.75	121.25	125.68	0.00	1.75
1000 - 1015	1	1	93	0	13	4	1	3	116	120.90	0	4
1015 - 1030	1	1	83	0	11	4	3	3	106	113.50	0	4
1030 - 1045	0	1	81	0	13	5	0	1	101	103.90	0	5
1045 - 1100	0	1	82	0	14	4	3	2	106	113.30	0	4
Hourly Total	2	4	339	0	51	17	7	9	429	451.60	0	17
Hourly Average	0.50	1.00	84.75	0.00	12.75	4.25	1.75	2.25	107.25	112.90	0.00	4.25
1100 - 1115	0	0	88	0	17	3	0	3	111	115.50	0	3
1115 - 1130	0	1	94	1	20	3	1	6	126	134.20	0	3
1130 - 1145	0	2	98	1	24	2	0	1	128	128.80	0	2
1145 - 1200	0	0	94	0	18	2	0	2	116	119.00	0	2
Hourly Total	0	3	374	2	79	10	1	12	481	497.50	0	10
Hourly Average	0.00	0.75	93.50	0.50	19.75	2.50	0.25	3.00	120.25	124.38	0.00	2.50
1200 - 1215	0	0	109	0	16	1	2	2	130	135.10	0	1
1215 - 1230	0	0	109	0	14	7	2	3	135	144.10	0	7
1230 - 1245	1	2	116	0	18	4	0	3	144	147.00	0	4
1245 - 1300	1	2	135	1	18	2	0	3	162	164.00	0	2
Hourly Total	2	4	469	1	66	14	4	11	571	590.20	0	14
Hourly Average	0.50	1.00	117.25	0.25	16.50	3.50	1.00	2.75	142.75	147.55	0.00	3.50
1300 - 1315	0	0	115	0	12	3	0	2	132	135.50	0	3
1315 - 1330	1	0	127	1	17	1	1	4	152	157.00	0	1
1330 - 1345	0	0	103	0	18	1	1	2	125	128.80	0	1
1345 - 1400	0	0	125	0	12	4	0	2	143	147.00	0	4
Hourly Total	1	0	470	1	59	9	2	10	552	568.30	0	9
Hourly Average	0.25	0.00	117.50	0.25	14.75	2.25	0.50	2.50	138.00	142.08	0.00	2.25
1400 - 1415	0	3	110	0	13	1	0	4	131	133.70	0	1
1415 - 1430	2	0	107	1	13	1	0	2	126	126.90	0	1
1430 - 1445	0	2	126	1	10	4	1	3	147	152.10	0	4
1445 - 1500	0	3	143	0	17	2	0	2	167	168.20	0	2
Hourly Total	2	8	486	2	53	8	1	11	571	580.90	0	8
Hourly Average	0.50	2.00	121.50	0.50	13.25	2.00	0.25	2.75	142.75	145.23	0.00	2.00
1500 - 1515	2	1	141	0	9	6	0	6	165	171.80	0	6
1515 - 1530	1	1	134	0	12	3	0	5	156	161.10	0	3
1530 - 1545	0	1	117	0	15	2	0	3	138	141.40	0	2
1545 - 1600	2	2	130	0	10	2	0	2	148	148.20	0	2
Hourly Total	5	5	522	0	46	13	0	16	607	622.50	0	13
Hourly Average	1.25	1.25	130.50	0.00	11.50	3.25	0.00	4.00	151.75	155.63	0.00	3.25
1600 - 1615	0	0	123	0	12	2	2	4	143	150.60	0	2
1615 - 1630	0	2	143	0	13	2	0	3	163	165.80	0	2
1630 - 1645	1	2	147	0	13	0	0	3	166	167.00	0	0
1645 - 1700	1	1	148	0	13	1	0	3	167	169.10	0	1
Hourly Total	2	5	561	0	51	5	2	13	639	652.50	0	5
Hourly Average	0.50	1.25	140.25	0.00	12.75	1.25	0.50	3.25	159.75	163.13	0.00	1.25
1700 - 1715	2	0	164	1	10	0	0	3	180	181.40	0	0
1715 - 1730	2	1	123	0	10	2	0	4	142	144.80	0	2
1730 - 1745	1	2	139	0	12	2	0	4	160	163.00	0	2
1745 - 1800	2	1	159	0	10	1	1	2	176	177.60	0	1
Hourly Total	7	4	585	1	42	5	1	13	658	666.80	0	5
Hourly Average	1.75	1.00	146.25	0.25	10.50	1.25	0.25	3.25	164.50	166.70	0.00	1.25
1800 - 1815	5	1	159	0	6	0	0	4	175	174.40	0	0
1815 - 1830	3	4	124	0	7	2	2	4	146	148.80	0	2
1830 - 1845	5	3	118	0	5	0	0	2	133	129.20	0	0
1845 - 1900	3	0	138	1	5	2	0	3	152	153.60	0	2
Hourly Total	16	8	539	1	23	4	2	13	606	606.00	0	4
Hourly Average	4.00	2.00	134.75	0.25	5.75	1.00	0.50	3.25	151.50	151.50	0.00	1.00
Session Total	48	53	5809	9	655	113	29	155	6871	7050.00	0	113
Session Average	1.00	1.10	121.02	0.19	13.65	2.35	0.60	3.23	143.15	146.88	0.00	2.35

Epsom
Classified Junction Count

Site 3 of 3
A24 Ashley Avenue
A24 South Street (South)
A24 South Street (North)

Lat/Long
lat 51.331135° lon -0.270433°

Date
Tuesday 12 November 2019

Weather
Cloudy
Temp: 6°C

0700 - 1900 (Tuesday 12H Session)

	Movement 3.2: Right from A24 Ashley Avenue to A24 South Street (North)								Original Data		OGV1	
TIME	P/CYCLE	M/CYCLE	CAR	TAXI	LGV	OGV1	OGV2	BUS/COACH	TOTAL	PCU TOTAL	Ambulances	Other
0700 - 0715	0	0	88	0	25	0	1	4	118	123.30	0	0
0715 - 0730	0	0	80	1	19	0	1	3	104	108.30	0	0
0730 - 0745	0	0	70	1	18	5	0	4	98	104.50	0	5
0745 - 0800	0	2	112	1	10	2	0	3	130	132.80	0	2
Hourly Total	0	2	350	3	72	7	2	14	450	468.90	0	7
Hourly Average	0.00	0.50	87.50	0.75	18.00	1.75	0.50	3.50	112.50	117.23	0.00	1.75
0800 - 0815	0	1	90	0	10	2	0	3	106	109.40	0	2
0815 - 0830	0	1	127	2	2	0	1	5	138	143.70	0	0
0830 - 0845	0	1	110	0	11	4	0	5	131	137.40	0	4
0845 - 0900	0	0	78	2	9	2	1	3	95	100.30	0	2
Hourly Total	0	3	405	4	32	8	2	16	470	490.80	0	8
Hourly Average	0.00	0.75	101.25	1.00	8.00	2.00	0.50	4.00	117.50	122.70	0.00	2.00
0900 - 0915	0	1	120	3	11	4	0	5	144	150.40	0	4
0915 - 0930	0	0	85	2	16	2	0	4	109	114.00	0	2
0930 - 0945	0	0	80	0	14	2	0	4	100	105.00	0	2
0945 - 1000	0	0	66	0	10	2	0	5	83	89.00	0	2
Hourly Total	0	1	351	5	51	10	0	18	436	458.40	0	10
Hourly Average	0.00	0.25	87.75	1.25	12.75	2.50	0.00	4.50	109.00	114.60	0.00	2.50
1000 - 1015	0	1	79	2	15	2	1	4	104	109.70	0	2
1015 - 1030	1	2	83	0	18	2	1	4	111	115.30	0	2
1030 - 1045	0	0	56	0	5	7	0	5	73	81.50	0	7
1045 - 1100	0	0	76	3	12	6	0	2	99	104.00	0	6
Hourly Total	1	3	294	5	50	17	2	15	387	410.50	0	17
Hourly Average	0.25	0.75	73.50	1.25	12.50	4.25	0.50	3.75	96.75	102.63	0.00	4.25
1100 - 1115	0	0	70	0	11	4	0	3	88	93.00	0	4
1115 - 1130	0	0	80	0	23	1	1	5	110	116.80	0	1
1130 - 1145	0	0	96	0	13	1	0	3	113	116.50	0	1
1145 - 1200	0	1	92	3	17	5	0	2	120	123.90	0	5
Hourly Total	0	1	338	3	64	11	1	13	431	450.20	0	11
Hourly Average	0.00	0.25	84.50	0.75	16.00	2.75	0.25	3.25	107.75	112.55	0.00	2.75
1200 - 1215	5	0	79	0	12	1	1	4	102	103.80	0	1
1215 - 1230	0	3	110	0	10	3	1	3	130	134.00	0	3
1230 - 1245	0	3	95	3	11	2	0	3	117	119.20	0	2
1245 - 1300	0	0	92	0	10	0	0	7	109	116.00	0	0
Hourly Total	5	6	376	3	43	6	2	17	458	473.00	0	6
Hourly Average	1.25	1.50	94.00	0.75	10.75	1.50	0.50	4.25	114.50	118.25	0.00	1.50
1300 - 1315	0	0	98	2	14	1	0	4	119	123.50	0	1
1315 - 1330	0	0	106	2	8	3	0	5	124	130.50	0	3
1330 - 1345	0	1	89	1	14	1	1	3	110	114.20	0	1
1345 - 1400	0	2	73	0	9	2	1	6	93	100.10	0	2
Hourly Total	0	3	366	5	45	7	2	18	446	468.30	0	7
Hourly Average	0.00	0.75	91.50	1.25	11.25	1.75	0.50	4.50	111.50	117.08	0.00	1.75
1400 - 1415	0	1	106	2	15	2	3	3	132	139.30	1	1
1415 - 1430	0	0	106	3	15	4	3	3	134	142.90	0	4
1430 - 1445	0	0	90	0	14	3	1	3	111	116.80	0	3
1445 - 1500	0	0	128	1	6	1	1	3	140	144.80	0	1
Hourly Total	0	1	430	6	50	10	8	12	517	543.80	1	9
Hourly Average	0.00	0.25	107.50	1.50	12.50	2.50	2.00	3.00	129.25	135.95	0.25	2.25
1500 - 1515	0	1	96	0	17	4	0	2	120	123.40	0	4
1515 - 1530	0	1	90	3	9	0	1	3	107	110.70	0	0
1530 - 1545	0	1	97	0	6	0	0	2	106	107.40	0	0
1545 - 1600	0	0	140	1	9	1	0	4	155	159.50	0	1
Hourly Total	0	3	423	4	41	5	1	11	488	501.00	0	5
Hourly Average	0.00	0.75	105.75	1.00	10.25	1.25	0.25	2.75	122.00	125.25	0.00	1.25
1600 - 1615	0	0	84	0	9	1	1	4	99	104.80	0	1
1615 - 1630	0	2	98	0	12	1	0	4	117	120.30	0	1
1630 - 1645	0	0	102	1	12	1	0	4	120	124.50	1	0
1645 - 1700	0	0	131	2	20	2	0	5	160	166.00	2	0
Hourly Total	0	2	415	3	53	5	1	17	496	515.60	3	2
Hourly Average	0.00	0.50	103.75	0.75	13.25	1.25	0.25	4.25	124.00	128.90	0.75	0.50
1700 - 1715	0	1	133	0	11	1	0	6	152	157.90	0	1
1715 - 1730	1	1	140	0	7	0	0	2	151	151.60	0	0
1730 - 1745	2	2	133	3	8	0	0	4	152	153.20	0	0
1745 - 1800	0	1	128	0	10	0	0	5	144	148.40	0	0
Hourly Total	3	5	534	3	36	1	0	17	599	611.10	0	1
Hourly Average	0.75	1.25	133.50	0.75	9.00	0.25	0.00	4.25	149.75	152.78	0.00	0.25
1800 - 1815	1	0	133	1	12	0	1	3	151	154.50	0	0
1815 - 1830	0	1	103	0	3	0	0	6	113	118.40	0	0
1830 - 1845	1	2	116	2	4	0	0	3	128	129.00	0	0
1845 - 1900	0	1	102	1	10	1	0	3	118	120.90	0	1
Hourly Total	2	4	454	4	29	1	1	15	510	522.80	0	1
Hourly Average	0.50	1.00	113.50	1.00	7.25	0.25	0.25	3.75	127.50	130.70	0.00	0.25
Session Total	11	34	4736	48	566	88	22	183	5688	5914.40	4	84
Session Average	0.23	0.71	98.67	1.00	11.79	1.83	0.46	3.81	118.50	123.22	0.08	1.75

Date
Wednesday 13 November 2019

Weather
Cloudy
Temp: 8°C

0700 - 1900 (Wednesday 12H Session)

	Movement 3.2: Right from A24 Ashley Avenue to A24 South Street (North)								Original Data		OGV1	
TIME	P/CYCLE	M/CYCLE	CAR	TAXI	LGV	OGV1	OGV2	BUS/COACH	TOTAL	PCU TOTAL	Ambulances	Other
0700 - 0715	0	1	68	0	16	0	0	7	92	98.40	0	0
0715 - 0730	0	0	80	0	23	0	0	4	107	111.00	0	0
0730 - 0745	1	2	83	0	9	1	0	4	100	102.50	0	1
0745 - 0800	0	2	121	0	13	2	1	4	143	148.10	0	2
Hourly Total	1	5	352	0	61	3	1	19	442	460.00	0	3
Hourly Average	0.25	1.25	88.00	0.00	15.25	0.75	0.25	4.75	110.50	115.00	0.00	0.75
0800 - 0815	0	1	120	0	3	1	0	2	127	128.90	0	1
0815 - 0830	1	0	135	0	4	1	0	5	146	150.70	0	1
0830 - 0845	0	1	77	0	9	2	0	4	93	97.40	0	2
0845 - 0900	2	0	120	1	14	1	1	4	143	147.20	0	1
Hourly Total	3	2	452	1	30	5	1	15	509	524.20	0	5
Hourly Average	0.75	0.50	113.00	0.25	7.50	1.25	0.25	3.75	127.25	131.05	0.00	1.25
0900 - 0915	0	0	76	0	8	1	0	3	88	91.50	0	1
0915 - 0930	1	0	82	0	9	5	2	5	104	113.30	0	5
0930 - 0945	0	1	81	0	16	2	0	5	105	110.40	0	2
0945 - 1000	1	2	80	0	16	1	0	4	104	106.50	0	1
Hourly Total	2	3	319	0	49	9	2	17	401	421.70	0	9
Hourly Average	0.50	0.75	79.75	0.00	12.25	2.25	0.50	4.25	100.25	105.43	0.00	2.25
1000 - 1015	0	0	79	0	13	1	0	3	96	99.50	0	1
1015 - 1030	0	1	89	0	16	5	0	1	112	114.90	0	5
1030 - 1045	0	0	78	0	14	2	0	4	98	103.00	0	2
1045 - 1100	0	0	78	0	14	2	0	3	97	101.00	0	2
Hourly Total	0	1	324	0	57	10	0	11	403	418.40	0	10
Hourly Average	0.00	0.25	81.00	0.00	14.25	2.50	0.00	2.75	100.75	104.60	0.00	2.50
1100 - 1115	0	0	87	0	13	4	0	3	107	112.00	0	4
1115 - 1130	0	0	84	0	15	0	0	3	102	105.00	0	0
1130 - 1145	0	3	90	0	19	3	0	5	120	124.70	0	3
1145 - 1200	0	4	99	0	12	1	0	3	119	120.10	0	1
Hourly Total	0	7	360	0	59	8	0	14	448	461.80	0	8
Hourly Average	0.00	1.75	90.00	0.00	14.75	2.00	0.00	3.50	112.00	115.45	0.00	2.00
1200 - 1215	0	1	100	0	11	0	0	3	115	117.40	0	0
1215 - 1230	0	2	92	0	18	4	0	5	121	126.80	0	4
1230 - 1245	1	3	78	0	10	0	0	5	97	99.40	0	0
1245 - 1300	0	1	96	0	17	6	1	5	126	134.70	0	6
Hourly Total	1	7	366	0	56	10	1	18	459	478.30	0	10
Hourly Average	0.25	1.75	91.50	0.00	14.00	2.50	0.25	4.50	114.75	119.58	0.00	2.50
1300 - 1315	0	1	92	0	11	2	0	2	108	110.40	0	2
1315 - 1330	1	4	63	1	11	2	0	3	85	85.80	0	2
1330 - 1345	0	2	104	0	12	3	0	4	125	129.30	0	3
1345 - 1400	0	3	86	1	9	2	1	6	108	114.50	0	2
Hourly Total	1	10	345	2	43	9	1	15	426	440.00	0	9
Hourly Average	0.25	2.50	86.25	0.50	10.75	2.25	0.25	3.75	106.50	110.00	0.00	2.25
1400 - 1415	0	1	86	0	11	1	1	2	102	105.20	0	1
1415 - 1430	0	1	96	0	9	2	0	5	113	118.40	1	1
1430 - 1445	0	2	116	0	5	1	0	3	127	129.30	0	1
1445 - 1500	1	0	107	0	9	0	1	4	122	126.50	0	0
Hourly Total	1	4	405	0	34	4	2	14	464	479.40	1	3
Hourly Average	0.25	1.00	101.25	0.00	8.50	1.00	0.50	3.50	116.00	119.85	0.25	0.75
1500 - 1515	0	0	108	0	11	2	0	2	123	126.00	0	2
1515 - 1530	0	0	85	0	4	0	0	2	91	93.00	0	0
1530 - 1545	0	1	114	0	8	0	1	3	127	130.70	0	0
1545 - 1600	0	1	87	0	9	1	0	4	102	105.90	0	1
Hourly Total	0	2	394	0	32	3	1	11	443	455.60	0	3
Hourly Average	0.00	0.50	98.50	0.00	8.00	0.75	0.25	2.75	110.75	113.90	0.00	0.75
1600 - 1615	0	1	104	0	9	1	0	4	119	122.90	0	1
1615 - 1630	0	0	105	0	11	1	0	3	120	123.50	0	1
1630 - 1645	0	0	111	0	8	0	2	3	124	129.60	0	0
1645 - 1700	0	0	115	0	12	1	0	6	134	140.50	0	1
Hourly Total	0	1	435	0	40	3	2	16	497	516.50	0	3
Hourly Average	0.00	0.25	108.75	0.00	10.00	0.75	0.50	4.00	124.25	129.13	0.00	0.75
1700 - 1715	2	0	91	0	8	0	1	3	105	107.70	0	0
1715 - 1730	1	2	136	0	7	0	0	5	151	154.00	0	0
1730 - 1745	3	2	114	0	10	1	1	2	133	133.20	0	1
1745 - 1800	0	2	114	0	11	0	0	6	133	137.80	0	0
Hourly Total	6	6	455	0	36	1	2	16	522	532.70	0	1
Hourly Average	1.50	1.50	113.75	0.00	9.00	0.25	0.50	4.00	130.50	133.18	0.00	0.25
1800 - 1815	2	1	105	0	7	0	0	1	116	114.80	0	0
1815 - 1830	0	1	108	0	2	0	0	6	117	122.40	0	0
1830 - 1845	0	0	75	0	3	1	0	3	82	85.50	0	1
1845 - 1900	0	0	82	0	5	0	0	1	88	89.00	0	0
Hourly Total	2	2	370	0	17	1	0	11	403	411.70	0	1
Hourly Average	0.50	0.50	92.50	0.00	4.25	0.25	0.00	2.75	100.75	102.93	0.00	0.25
Session Total	17	50	4577	3	514	66	13	177	5417	5600.30	1	65
Session Average	0.35	1.04	95.35	0.06	10.71	1.38	0.27	3.69	112.85	116.67	0.02	1.35

Epsom
Classified Junction Count

Site 3 of 3
A24 Ashley Avenue
A24 South Street (South)
A24 South Street (North)

Lat/Long
lat 51.331135° lon -0.270433°

Date
Tuesday 12 November 2019

Weather
Cloudy
Temp: 6°C

0700 - 1900 (Tuesday 12H Session)

	Movement 3.3: Left from A24 South Street (South) to A24 South Street (North)								Original Data		OGV1	
TIME	P/CYCLE	M/CYCLE	CAR	TAXI	LGV	OGV1	OGV2	BUS/COACH	TOTAL	PCU TOTAL	Ambulances	Other
0700 - 0715	4	2	139	0	23	2	1	2	173	172.90	0	2
0715 - 0730	7	1	174	0	24	7	1	2	216	216.60	0	7
0730 - 0745	5	1	158	1	26	1	1	3	196	196.20	0	1
0745 - 0800	7	2	151	0	25	3	2	1	191	189.30	0	3
Hourly Total	23	6	622	1	98	13	5	8	776	775.00	0	13
Hourly Average	5.75	1.50	155.50	0.25	24.50	3.25	1.25	2.00	194.00	193.75	0.00	3.25
0800 - 0815	1	2	194	0	12	2	0	6	217	222.00	0	2
0815 - 0830	3	2	128	0	11	1	0	2	147	145.90	0	1
0830 - 0845	2	0	118	0	14	2	1	7	144	151.70	1	1
0845 - 0900	0	2	164	1	12	4	0	10	193	203.80	0	4
Hourly Total	6	6	604	1	49	9	1	25	701	723.40	1	8
Hourly Average	1.50	1.50	151.00	0.25	12.25	2.25	0.25	6.25	175.25	180.85	0.25	2.00
0900 - 0915	2	0	129	1	14	3	0	1	150	150.90	1	2
0915 - 0930	0	0	125	0	29	3	0	4	161	166.50	0	3
0930 - 0945	1	0	129	0	25	5	1	4	165	172.00	0	5
0945 - 1000	1	0	122	0	21	7	0	2	153	157.70	1	6
Hourly Total	4	0	505	1	89	18	1	11	629	647.10	2	16
Hourly Average	1.00	0.00	126.25	0.25	22.25	4.50	0.25	2.75	157.25	161.78	0.50	4.00
1000 - 1015	1	0	126	0	15	4	1	2	149	153.50	0	4
1015 - 1030	1	4	128	0	17	3	0	4	157	159.30	0	3
1030 - 1045	1	0	99	0	21	1	0	1	123	123.70	0	1
1045 - 1100	1	0	108	0	16	2	1	8	136	145.50	0	2
Hourly Total	4	4	461	0	69	10	2	15	565	582.00	0	10
Hourly Average	1.00	1.00	115.25	0.00	17.25	2.50	0.50	3.75	141.25	145.50	0.00	2.50
1100 - 1115	2	5	82	0	17	2	2	3	113	115.00	0	2
1115 - 1130	2	3	88	0	18	2	3	2	118	121.50	1	1
1130 - 1145	1	1	136	0	13	4	0	3	158	161.60	1	3
1145 - 1200	1	1	107	1	19	4	2	2	137	142.20	0	4
Hourly Total	6	10	413	1	67	12	7	10	526	540.30	2	10
Hourly Average	1.50	2.50	103.25	0.25	16.75	3.00	1.75	2.50	131.50	135.08	0.50	2.50
1200 - 1215	0	2	137	0	24	2	1	4	170	175.10	0	2
1215 - 1230	2	0	122	0	20	7	0	2	153	156.90	0	7
1230 - 1245	1	0	125	0	24	0	0	4	154	157.20	0	0
1245 - 1300	3	0	114	0	21	1	0	2	141	141.10	0	1
Hourly Total	6	2	498	0	89	10	1	12	618	630.30	0	10
Hourly Average	1.50	0.50	124.50	0.00	22.25	2.50	0.25	3.00	154.50	157.58	0.00	2.50
1300 - 1315	4	2	120	0	18	1	1	0	146	143.40	0	1
1315 - 1330	1	2	100	0	14	5	0	4	126	130.50	0	5
1330 - 1345	0	2	125	0	23	3	3	2	158	164.20	0	3
1345 - 1400	0	1	136	0	13	4	0	5	159	165.40	0	4
Hourly Total	5	7	481	0	68	13	4	11	589	603.50	0	13
Hourly Average	1.25	1.75	120.25	0.00	17.00	3.25	1.00	2.75	147.25	150.88	0.00	3.25
1400 - 1415	1	1	128	0	15	2	0	2	149	150.60	1	1
1415 - 1430	1	1	137	0	14	3	0	3	159	162.10	1	2
1430 - 1445	1	2	148	0	20	2	1	3	177	180.30	1	1
1445 - 1500	0	3	132	0	19	4	0	3	161	164.20	0	4
Hourly Total	3	7	545	0	68	11	1	11	646	657.20	3	8
Hourly Average	0.75	1.75	136.25	0.00	17.00	2.75	0.25	2.75	161.50	164.30	0.75	2.00
1500 - 1515	0	0	137	0	23	2	0	5	167	173.00	0	2
1515 - 1530	1	3	137	0	21	2	0	7	171	176.40	0	2
1530 - 1545	1	1	153	0	27	5	0	5	192	198.10	0	5
1545 - 1600	0	2	154	0	17	6	1	4	184	191.10	0	6
Hourly Total	2	6	581	0	88	15	1	21	714	738.60	0	15
Hourly Average	0.50	1.50	145.25	0.00	22.00	3.75	0.25	5.25	178.50	184.65	0.00	3.75
1600 - 1615	2	3	161	2	20	1	0	2	191	190.10	1	0
1615 - 1630	0	2	161	0	17	3	1	5	189	195.60	2	1
1630 - 1645	2	2	183	0	16	1	0	4	208	209.70	0	1
1645 - 1700	0	1	192	0	14	1	0	5	213	217.90	1	0
Hourly Total	4	8	697	2	67	6	1	16	801	813.30	4	2
Hourly Average	1.00	2.00	174.25	0.50	16.75	1.50	0.25	4.00	200.25	203.33	1.00	0.50
1700 - 1715	0	1	185	0	10	1	0	2	199	200.90	0	1
1715 - 1730	0	1	202	0	9	0	0	5	217	221.40	0	0
1730 - 1745	1	2	215	0	11	0	0	2	231	231.00	0	0
1745 - 1800	0	0	205	0	12	0	0	5	222	227.00	0	0
Hourly Total	1	4	807	0	42	1	0	14	869	880.30	0	1
Hourly Average	0.25	1.00	201.75	0.00	10.50	0.25	0.00	3.50	217.25	220.08	0.00	0.25
1800 - 1815	1	0	201	1	10	0	0	3	216	218.20	0	0
1815 - 1830	1	3	189	0	10	2	0	4	209	211.40	0	2
1830 - 1845	2	5	178	0	9	1	0	3	198	196.90	0	1
1845 - 1900	0	0	166	1	6	0	0	2	175	177.00	0	0
Hourly Total	4	8	734	2	35	3	0	12	798	803.50	0	3
Hourly Average	1.00	2.00	183.50	0.50	8.75	0.75	0.00	3.00	199.50	200.88	0.00	0.75
Session Total	68	68	6948	8	829	121	24	166	8232	8394.50	12	109
Session Average	1.42	1.42	144.75	0.17	17.27	2.52	0.50	3.46	171.50	174.89	0.25	2.27

Date
Wednesday 13 November 2019

Weather
Cloudy
Temp: 8°C

0700 - 1900 (Wednesday 12H Session)

	Movement 3.3: Left from A24 South Street (South) to A24 South Street (North)								Original Data		OGV1	
TIME	P/CYCLE	M/CYCLE	CAR	TAXI	LGV	OGV1	OGV2	BUS/COACH	TOTAL	PCU TOTAL	Ambulances	Other
0700 - 0715	5	2	137	0	26	1	1	3	175	174.60	0	1
0715 - 0730	3	0	158	0	28	4	2	4	199	205.20	0	4
0730 - 0745	3	5	169	1	31	4	0	2	215	213.60	0	4
0745 - 0800	1	3	139	0	30	3	0	2	178	178.90	1	2
Hourly Total	12	10	603	1	115	12	3	11	767	772.30	1	11
Hourly Average	3.00	2.50	150.75	0.25	28.75	3.00	0.75	2.75	191.75	193.08	0.25	2.75
0800 - 0815	0	2	180	0	19	1	1	3	206	209.60	1	0
0815 - 0830	2	2	155	0	13	0	0	4	176	177.20	0	0
0830 - 0845	4	1	152	0	11	2	2	11	183	193.80	0	2
0845 - 0900	1	0	163	0	12	1	0	3	180	182.70	0	1
Hourly Total	7	5	650	0	55	4	3	21	745	763.30	1	3
Hourly Average	1.75	1.25	162.50	0.00	13.75	1.00	0.75	5.25	186.25	190.83	0.25	0.75
0900 - 0915	0	2	129	0	22	3	2	5	163	170.90	0	3
0915 - 0930	2	1	114	0	19	7	1	2	146	150.60	0	7
0930 - 0945	0	1	141	0	18	4	0	3	167	171.40	0	4
0945 - 1000	0	0	106	0	18	2	0	3	129	133.00	0	2
Hourly Total	2	4	490	0	77	16	3	13	605	625.90	0	16
Hourly Average	0.50	1.00	122.50	0.00	19.25	4.00	0.75	3.25	151.25	156.48	0.00	4.00
1000 - 1015	0	0	111	0	13	8	0	3	135	142.00	0	8
1015 - 1030	0	0	120	1	19	4	3	2	149	156.90	0	4
1030 - 1045	2	0	134	0	18	4	1	4	163	168.70	0	4
1045 - 1100	0	1	100	0	24	2	1	1	129	131.70	0	2
Hourly Total	2	1	465	1	74	18	5	10	576	599.30	0	18
Hourly Average	0.50	0.25	116.25	0.25	18.50	4.50	1.25	2.50	144.00	149.83	0.00	4.50
1100 - 1115	1	1	128	0	19	5	1	4	159	165.40	0	5
1115 - 1130	0	4	144	0	24	2	1	1	176	176.90	0	2
1130 - 1145	0	1	121	0	24	6	0	4	156	162.40	0	6
1145 - 1200	3	2	115	0	21	2	0	4	147	148.40	0	2
Hourly Total	4	8	508	0	88	15	2	13	638	653.10	0	15
Hourly Average	1.00	2.00	127.00	0.00	22.00	3.75	0.50	3.25	159.50	163.28	0.00	3.75
1200 - 1215	1	2	121	0	23	0	1	4	152	155.30	0	0
1215 - 1230	1	3	152	0	22	2	1	2	183	184.70	0	2
1230 - 1245	1	2	103	0	16	2	1	3	128	131.30	0	2
1245 - 1300	1	1	128	0	17	2	0	3	152	154.60	0	2
Hourly Total	4	8	504	0	78	6	3	12	615	625.90	0	6
Hourly Average	1.00	2.00	126.00	0.00	19.50	1.50	0.75	3.00	153.75	156.48	0.00	1.50
1300 - 1315	1	1	95	0	13	5	1	1	117	120.40	0	5
1315 - 1330	1	1	126	0	21	2	1	3	155	158.90	0	2
1330 - 1345	2	1	107	0	18	3	0	2	133	134.30	0	3
1345 - 1400	2	2	104	0	19	2	2	5	136	141.80	0	2
Hourly Total	6	5	432	0	71	12	4	11	541	555.40	0	12
Hourly Average	1.50	1.25	108.00	0.00	17.75	3.00	1.00	2.75	135.25	138.85	0.00	3.00
1400 - 1415	2	5	95	0	12	2	2	3	121	123.00	0	2
1415 - 1430	1	2	155	0	16	1	1	3	179	181.80	0	1
1430 - 1445	0	3	122	0	14	3	0	1	143	143.70	0	3
1445 - 1500	0	1	137	0	14	1	0	3	156	158.90	0	1
Hourly Total	3	11	509	0	56	7	3	10	599	607.40	0	7
Hourly Average	0.75	2.75	127.25	0.00	14.00	1.75	0.75	2.50	149.75	151.85	0.00	1.75
1500 - 1515	3	2	143	0	14	7	0	5	174	178.90	0	7
1515 - 1530	0	0	153	0	15	2	0	8	178	187.00	0	2
1530 - 1545	2	1	154	0	12	4	0	4	177	180.80	0	4
1545 - 1600	2	0	158	0	13	1	0	4	178	180.90	0	1
Hourly Total	7	3	608	0	54	14	0	21	707	727.60	0	14
Hourly Average	1.75	0.75	152.00	0.00	13.50	3.50	0.00	5.25	176.75	181.90	0.00	3.50
1600 - 1615	1	1	164	0	21	4	1	3	195	199.90	0	4
1615 - 1630	1	0	178	0	17	1	0	4	201	204.70	0	1
1630 - 1645	2	1	161	0	23	0	0	5	192	194.80	0	0
1645 - 1700	2	3	167	0	18	2	0	4	196	197.60	0	2
Hourly Total	6	5	670	0	79	7	1	16	784	797.00	0	7
Hourly Average	1.50	1.25	167.50	0.00	19.75	1.75	0.25	4.00	196.00	199.25	0.00	1.75
1700 - 1715	2	2	184	0	15	2	0	5	210	213.20	0	2
1715 - 1730	1	3	184	0	11	0	0	3	202	202.40	0	0
1730 - 1745	0	2	188	0	7	0	0	3	200	201.80	0	0
1745 - 1800	2	1	190	0	8	0	0	5	206	208.80	0	0
Hourly Total	5	8	746	0	41	2	0	16	818	826.20	0	2
Hourly Average	1.25	2.00	186.50	0.00	10.25	0.50	0.00	4.00	204.50	206.55	0.00	0.50
1800 - 1815	2	1	189	0	6	3	0	4	205	208.30	0	3
1815 - 1830	0	1	187	2	5	3	0	3	201	204.90	0	3
1830 - 1845	0	2	170	0	8	0	0	3	183	184.80	0	0
1845 - 1900	0	0	161	0	9	1	2	2	175	180.10	0	1
Hourly Total	2	4	707	2	28	7	2	12	764	778.10	0	7
Hourly Average	0.50	1.00	176.75	0.50	7.00	1.75	0.50	3.00	191.00	194.53	0.00	1.75
Session Total	60	72	6892	4	816	120	29	166	8159	8331.50	2	118
Session Average	1.25	1.50	143.58	0.08	17.00	2.50	0.60	3.46	169.98	173.57	0.04	2.46

Epsom
Classified Junction Count

Site 3 of 3
A24 Ashley Avenue
A24 South Street (South)
A24 South Street (North)

Lat/Long
lat 51.331135° lon -0.270433°

Date
Tuesday 12 November 2019

Weather
Cloudy
Temp: 6°C

0700 - 1900 (Tuesday 12H Session)

	Movement 3.4: Right from A24 South Street (South) to A24 Ashley Avenue								Original Data		OGV1	
TIME	P/CYCLE	M/CYCLE	CAR	TAXI	LGV	OGV1	OGV2	BUS/COACH	TOTAL	PCU TOTAL	Ambulances	Other
0700 - 0715	1	0	8	0	0	0	0	0	9	8.20	0	0
0715 - 0730	0	0	4	0	0	0	0	0	4	4.00	0	0
0730 - 0745	0	0	5	0	1	0	0	0	6	6.00	0	0
0745 - 0800	0	1	7	0	0	0	0	0	8	7.40	0	0
Hourly Total	1	1	24	0	1	0	0	0	27	25.60	0	0
Hourly Average	0.25	0.25	6.00	0.00	0.25	0.00	0.00	0.00	6.75	6.40	0.00	0.00
0800 - 0815	0	0	9	0	0	0	0	0	9	9.00	0	0
0815 - 0830	0	0	3	0	0	0	0	0	3	3.00	0	0
0830 - 0845	0	0	7	0	0	0	0	0	7	7.00	0	0
0845 - 0900	0	0	19	0	0	0	0	0	19	19.00	0	0
Hourly Total	0	0	38	0	0	0	0	0	38	38.00	0	0
Hourly Average	0.00	0.00	9.50	0.00	0.00	0.00	0.00	0.00	9.50	9.50	0.00	0.00
0900 - 0915	0	0	22	0	0	0	0	0	22	22.00	0	0
0915 - 0930	0	0	29	0	1	0	0	0	30	30.00	0	0
0930 - 0945	0	0	17	0	0	0	0	0	17	17.00	0	0
0945 - 1000	0	0	23	0	0	0	0	0	23	23.00	0	0
Hourly Total	0	0	91	0	1	0	0	0	92	92.00	0	0
Hourly Average	0.00	0.00	22.75	0.00	0.25	0.00	0.00	0.00	23.00	23.00	0.00	0.00
1000 - 1015	0	0	19	0	1	0	0	0	20	20.00	0	0
1015 - 1030	0	2	20	0	0	1	0	0	23	22.30	0	1
1030 - 1045	0	0	24	0	1	0	0	0	25	25.00	0	0
1045 - 1100	1	0	24	0	0	0	0	0	25	24.20	0	0
Hourly Total	1	2	87	0	2	1	0	0	93	91.50	0	1
Hourly Average	0.25	0.50	21.75	0.00	0.50	0.25	0.00	0.00	23.25	22.88	0.00	0.25
1100 - 1115	0	0	26	0	0	0	0	0	26	26.00	0	0
1115 - 1130	0	0	15	0	0	1	0	0	16	16.50	0	1
1130 - 1145	0	0	16	0	0	0	0	0	16	16.00	0	0
1145 - 1200	0	0	15	0	0	0	0	0	15	15.00	0	0
Hourly Total	0	0	72	0	0	1	0	0	73	73.50	0	1
Hourly Average	0.00	0.00	18.00	0.00	0.00	0.25	0.00	0.00	18.25	18.38	0.00	0.25
1200 - 1215	0	0	18	0	0	0	0	0	18	18.00	0	0
1215 - 1230	0	0	24	0	0	0	0	0	24	24.00	0	0
1230 - 1245	0	0	19	0	0	0	0	0	19	19.00	0	0
1245 - 1300	0	0	20	0	0	0	0	0	20	20.00	0	0
Hourly Total	0	0	81	0	0	0	0	0	81	81.00	0	0
Hourly Average	0.00	0.00	20.25	0.00	0.00	0.00	0.00	0.00	20.25	20.25	0.00	0.00
1300 - 1315	0	0	10	0	0	1	0	0	11	11.50	0	1
1315 - 1330	0	0	17	0	0	0	0	0	17	17.00	0	0
1330 - 1345	0	0	15	0	0	0	0	0	15	15.00	0	0
1345 - 1400	0	0	18	0	0	0	0	0	18	18.00	0	0
Hourly Total	0	0	60	0	0	1	0	0	61	61.50	0	1
Hourly Average	0.00	0.00	15.00	0.00	0.00	0.25	0.00	0.00	15.25	15.38	0.00	0.25
1400 - 1415	0	0	15	0	1	1	0	0	17	17.50	0	1
1415 - 1430	0	0	14	0	0	0	0	0	14	14.00	0	0
1430 - 1445	0	0	21	0	0	0	0	0	21	21.00	0	0
1445 - 1500	0	0	15	0	0	0	0	0	15	15.00	0	0
Hourly Total	0	0	65	0	1	1	0	0	67	67.50	0	1
Hourly Average	0.00	0.00	16.25	0.00	0.25	0.25	0.00	0.00	16.75	16.88	0.00	0.25
1500 - 1515	0	0	12	0	0	0	0	0	12	12.00	0	0
1515 - 1530	0	1	15	0	0	0	0	0	16	15.40	0	0
1530 - 1545	0	0	11	0	1	0	0	0	12	12.00	0	0
1545 - 1600	0	0	12	0	0	0	0	0	12	12.00	0	0
Hourly Total	0	1	50	0	1	0	0	0	52	51.40	0	0
Hourly Average	0.00	0.25	12.50	0.00	0.25	0.00	0.00	0.00	13.00	12.85	0.00	0.00
1600 - 1615	2	0	11	0	0	0	0	0	13	11.40	0	0
1615 - 1630	0	2	13	0	1	0	0	0	16	14.80	0	0
1630 - 1645	0	0	10	0	0	0	1	0	11	12.30	0	0
1645 - 1700	0	0	5	0	0	0	0	0	5	5.00	0	0
Hourly Total	2	2	39	0	1	0	1	0	45	43.50	0	0
Hourly Average	0.50	0.50	9.75	0.00	0.25	0.00	0.25	0.00	11.25	10.88	0.00	0.00
1700 - 1715	1	0	7	0	0	0	0	0	8	7.20	0	0
1715 - 1730	0	2	5	0	0	0	0	0	7	5.80	0	0
1730 - 1745	0	0	9	0	0	0	0	0	9	9.00	0	0
1745 - 1800	0	0	5	0	0	0	0	0	5	5.00	0	0
Hourly Total	1	2	26	0	0	0	0	0	29	27.00	0	0
Hourly Average	0.25	0.50	6.50	0.00	0.00	0.00	0.00	0.00	7.25	6.75	0.00	0.00
1800 - 1815	0	1	5	0	0	0	0	0	6	5.40	0	0
1815 - 1830	1	2	6	0	0	0	0	0	9	7.00	0	0
1830 - 1845	0	1	9	0	0	0	0	0	10	9.40	0	0
1845 - 1900	0	0	2	0	0	0	0	0	2	2.00	0	0
Hourly Total	1	4	22	0	0	0	0	0	27	23.80	0	0
Hourly Average	0.25	1.00	5.50	0.00	0.00	0.00	0.00	0.00	6.75	5.95	0.00	0.00
Session Total	6	12	655	0	7	4	1	0	685	676.30	0	4
Session Average	0.13	0.25	13.65	0.00	0.15	0.08	0.02	0.00	14.27	14.09	0.00	0.08

Date
Wednesday 13 November 2019

Weather
Cloudy
Temp: 8°C

0700 - 1900 (Wednesday 12H Session)

	Movement 3.4: Right from A24 South Street (South) to A24 Ashley Avenue								Original Data		OGV1	
TIME	P/CYCLE	M/CYCLE	CAR	TAXI	LGV	OGV1	OGV2	BUS/COACH	TOTAL	PCU TOTAL	Ambulances	Other
0700 - 0715	0	0	3	0	0	0	0	0	3	3.00	0	0
0715 - 0730	0	0	11	0	0	0	0	0	11	11.00	0	0
0730 - 0745	1	0	12	0	1	0	0	0	14	13.20	0	0
0745 - 0800	0	0	1	0	0	0	0	0	1	1.00	0	0
Hourly Total	1	0	27	0	1	0	0	0	29	28.20	0	0
Hourly Average	0.25	0.00	6.75	0.00	0.25	0.00	0.00	0.00	7.25	7.05	0.00	0.00
0800 - 0815	0	0	11	0	0	0	0	0	11	11.00	0	0
0815 - 0830	0	0	5	0	0	0	0	0	5	5.00	0	0
0830 - 0845	1	0	10	0	1	0	0	0	12	11.20	0	0
0845 - 0900	0	0	20	0	1	0	0	0	21	21.00	0	0
Hourly Total	1	0	46	0	2	0	0	0	49	48.20	0	0
Hourly Average	0.25	0.00	11.50	0.00	0.50	0.00	0.00	0.00	12.25	12.05	0.00	0.00
0900 - 0915	0	0	11	0	1	0	0	0	12	12.00	0	0
0915 - 0930	0	0	16	0	0	0	0	0	16	16.00	0	0
0930 - 0945	0	0	23	0	1	0	0	0	24	24.00	0	0
0945 - 1000	0	0	19	0	1	0	0	0	20	20.00	0	0
Hourly Total	0	0	69	0	3	0	0	0	72	72.00	0	0
Hourly Average	0.00	0.00	17.25	0.00	0.75	0.00	0.00	0.00	18.00	18.00	0.00	0.00
1000 - 1015	0	0	26	0	2	0	0	0	28	28.00	0	0
1015 - 1030	0	0	22	0	0	0	0	0	22	22.00	0	0
1030 - 1045	1	0	27	0	1	0	0	0	29	28.20	0	0
1045 - 1100	0	0	20	0	0	0	0	0	20	20.00	0	0
Hourly Total	1	0	95	0	3	0	0	0	99	98.20	0	0
Hourly Average	0.25	0.00	23.75	0.00	0.75	0.00	0.00	0.00	24.75	24.55	0.00	0.00
1100 - 1115	2	1	22	0	1	0	0	0	26	23.80	0	0
1115 - 1130	1	0	16	0	0	0	0	0	17	16.20	0	0
1130 - 1145	0	1	23	0	1	0	1	0	26	26.70	0	0
1145 - 1200	0	0	14	0	0	0	0	0	14	14.00	0	0
Hourly Total	3	2	75	0	2	0	1	0	83	80.70	0	0
Hourly Average	0.75	0.50	18.75	0.00	0.50	0.00	0.25	0.00	20.75	20.18	0.00	0.00
1200 - 1215	0	0	18	0	1	1	0	0	20	20.50	0	1
1215 - 1230	0	1	12	0	1	1	0	0	15	14.90	0	1
1230 - 1245	0	0	11	0	1	0	0	0	12	12.00	0	0
1245 - 1300	0	2	13	0	0	0	0	0	15	13.80	0	0
Hourly Total	0	3	54	0	3	2	0	0	62	61.20	0	2
Hourly Average	0.00	0.75	13.50	0.00	0.75	0.50	0.00	0.00	15.50	15.30	0.00	0.50
1300 - 1315	0	0	15	0	1	0	0	0	16	16.00	0	0
1315 - 1330	0	0	11	0	1	0	0	0	12	12.00	0	0
1330 - 1345	0	0	10	0	1	0	0	0	11	11.00	0	0
1345 - 1400	0	0	23	0	0	0	0	0	23	23.00	0	0
Hourly Total	0	0	59	0	3	0	0	0	62	62.00	0	0
Hourly Average	0.00	0.00	14.75	0.00	0.75	0.00	0.00	0.00	15.50	15.50	0.00	0.00
1400 - 1415	0	1	11	0	1	0	0	0	13	12.40	0	0
1415 - 1430	0	0	12	0	0	0	0	0	12	12.00	0	0
1430 - 1445	0	0	11	0	1	0	0	0	12	12.00	0	0
1445 - 1500	0	0	18	0	0	0	0	0	18	18.00	0	0
Hourly Total	0	1	52	0	2	0	0	0	55	54.40	0	0
Hourly Average	0.00	0.25	13.00	0.00	0.50	0.00	0.00	0.00	13.75	13.60	0.00	0.00
1500 - 1515	0	0	8	0	1	0	0	0	9	9.00	0	0
1515 - 1530	0	0	9	0	1	0	0	0	10	10.00	0	0
1530 - 1545	0	0	10	0	0	0	0	0	10	10.00	0	0
1545 - 1600	0	0	15	0	0	0	0	0	15	15.00	0	0
Hourly Total	0	0	42	0	2	0	0	0	44	44.00	0	0
Hourly Average	0.00	0.00	10.50	0.00	0.50	0.00	0.00	0.00	11.00	11.00	0.00	0.00
1600 - 1615	0	0	6	0	1	0	0	0	7	7.00	0	0
1615 - 1630	0	0	9	0	0	0	0	0	9	9.00	0	0
1630 - 1645	0	0	7	0	2	0	0	0	9	9.00	0	0
1645 - 1700	0	0	10	0	1	0	0	0	11	11.00	0	0
Hourly Total	0	0	32	0	4	0	0	0	36	36.00	0	0
Hourly Average	0.00	0.00	8.00	0.00	1.00	0.00	0.00	0.00	9.00	9.00	0.00	0.00
1700 - 1715	1	1	9	0	0	0	0	0	11	9.60	0	0
1715 - 1730	0	1	1	0	0	1	0	0	3	2.90	0	1
1730 - 1745	0	3	8	0	0	0	0	0	11	9.20	0	0
1745 - 1800	0	1	3	0	0	0	0	0	4	3.40	0	0
Hourly Total	1	6	21	0	0	1	0	0	29	25.10	0	1
Hourly Average	0.25	1.50	5.25	0.00	0.00	0.25	0.00	0.00	7.25	6.28	0.00	0.25
1800 - 1815	1	0	9	0	0	0	1	0	11	11.50	0	0
1815 - 1830	0	0	6	0	0	0	0	0	6	6.00	0	0
1830 - 1845	0	1	14	0	1	0	0	0	16	15.40	0	0
1845 - 1900	0	0	7	0	0	0	0	0	7	7.00	0	0
Hourly Total	1	1	36	0	1	0	1	0	40	39.90	0	0
Hourly Average	0.25	0.25	9.00	0.00	0.25	0.00	0.25	0.00	10.00	9.98	0.00	0.00
Session Total	8	13	608	0	26	3	2	0	660	649.90	0	3
Session Average	0.17	0.27	12.67	0.00	0.54	0.06	0.04	0.00	13.75	13.54	0.00	0.06

Epsom
Classified Junction Count

Site 3 of 3
A24 Ashley Avenue
A24 South Street (South)
A24 South Street (North)

Lat/Long
lat 51.331135° lon -0.270433°

Date
Tuesday 12 November 2019

Weather
Cloudy
Temp: 6°C

0700 - 1900 (Tuesday 12H Session)

	Movement 3.5: Left from A24 South Street (North) to A24 Ashley Avenue								Original Data		OGV1	
TIME	P/CYCLE	M/CYCLE	CAR	TAXI	LGV	OGV1	OGV2	BUS/COACH	TOTAL	PCU TOTAL	Ambulances	Other
0700 - 0715	0	0	3	0	0	0	0	0	3	3.00	0	0
0715 - 0730	0	0	8	0	0	0	0	0	8	8.00	0	0
0730 - 0745	0	0	5	0	0	0	0	0	5	5.00	0	0
0745 - 0800	0	0	4	0	1	0	0	0	5	5.00	0	0
Hourly Total	0	0	20	0	1	0	0	0	21	21.00	0	0
Hourly Average	0.00	0.00	5.00	0.00	0.25	0.00	0.00	0.00	5.25	5.25	0.00	0.00
0800 - 0815	0	0	5	0	0	0	0	0	5	5.00	0	0
0815 - 0830	0	0	2	0	0	0	0	0	2	2.00	0	0
0830 - 0845	0	0	5	0	0	0	0	0	5	5.00	0	0
0845 - 0900	0	0	5	0	1	0	0	0	6	6.00	0	0
Hourly Total	0	0	17	0	1	0	0	0	18	18.00	0	0
Hourly Average	0.00	0.00	4.25	0.00	0.25	0.00	0.00	0.00	4.50	4.50	0.00	0.00
0900 - 0915	0	0	5	0	0	0	0	0	5	5.00	0	0
0915 - 0930	0	0	7	0	0	0	0	0	7	7.00	0	0
0930 - 0945	0	0	3	0	0	0	0	0	3	3.00	0	0
0945 - 1000	0	0	5	0	0	0	0	0	5	5.00	0	0
Hourly Total	0	0	20	0	0	0	0	0	20	20.00	0	0
Hourly Average	0.00	0.00	5.00	0.00	0.00	0.00	0.00	0.00	5.00	5.00	0.00	0.00
1000 - 1015	0	0	1	0	0	0	0	0	1	1.00	0	0
1015 - 1030	0	0	7	0	0	0	0	0	7	7.00	0	0
1030 - 1045	0	0	9	0	0	0	0	0	9	9.00	0	0
1045 - 1100	0	0	8	0	0	0	0	0	8	8.00	0	0
Hourly Total	0	0	25	0	0	0	0	0	25	25.00	0	0
Hourly Average	0.00	0.00	6.25	0.00	0.00	0.00	0.00	0.00	6.25	6.25	0.00	0.00
1100 - 1115	0	0	3	0	0	0	0	0	3	3.00	0	0
1115 - 1130	0	0	4	0	0	0	0	0	4	4.00	0	0
1130 - 1145	0	0	6	0	1	0	0	0	7	7.00	0	0
1145 - 1200	0	0	8	0	2	0	0	0	10	10.00	0	0
Hourly Total	0	0	21	0	3	0	0	0	24	24.00	0	0
Hourly Average	0.00	0.00	5.25	0.00	0.75	0.00	0.00	0.00	6.00	6.00	0.00	0.00
1200 - 1215	0	0	3	0	0	0	0	0	3	3.00	0	0
1215 - 1230	0	0	7	0	0	0	0	0	7	7.00	0	0
1230 - 1245	0	0	7	0	0	0	0	0	7	7.00	0	0
1245 - 1300	0	0	3	0	0	0	0	0	3	3.00	0	0
Hourly Total	0	0	20	0	0	0	0	0	20	20.00	0	0
Hourly Average	0.00	0.00	5.00	0.00	0.00	0.00	0.00	0.00	5.00	5.00	0.00	0.00
1300 - 1315	0	0	2	0	0	0	0	0	2	2.00	0	0
1315 - 1330	0	0	4	0	0	0	0	0	4	4.00	0	0
1330 - 1345	0	0	4	0	0	0	0	0	4	4.00	0	0
1345 - 1400	0	0	8	0	0	0	0	0	8	8.00	0	0
Hourly Total	0	0	18	0	0	0	0	0	18	18.00	0	0
Hourly Average	0.00	0.00	4.50	0.00	0.00	0.00	0.00	0.00	4.50	4.50	0.00	0.00
1400 - 1415	0	0	2	0	0	0	0	0	2	2.00	0	0
1415 - 1430	0	0	3	0	0	0	0	0	3	3.00	0	0
1430 - 1445	0	0	3	0	0	0	0	0	3	3.00	0	0
1445 - 1500	0	0	3	0	0	0	0	0	3	3.00	0	0
Hourly Total	0	0	11	0	0	0	0	0	11	11.00	0	0
Hourly Average	0.00	0.00	2.75	0.00	0.00	0.00	0.00	0.00	2.75	2.75	0.00	0.00
1500 - 1515	0	0	3	0	0	0	0	0	3	3.00	0	0
1515 - 1530	0	0	2	0	1	0	0	0	3	3.00	0	0
1530 - 1545	0	0	0	0	0	0	0	0	0	0.00	0	0
1545 - 1600	0	0	2	0	0	0	0	0	2	2.00	0	0
Hourly Total	0	0	7	0	1	0	0	0	8	8.00	0	0
Hourly Average	0.00	0.00	1.75	0.00	0.25	0.00	0.00	0.00	2.00	2.00	0.00	0.00
1600 - 1615	0	0	4	0	0	0	0	0	4	4.00	0	0
1615 - 1630	0	0	1	0	0	0	0	0	1	1.00	0	0
1630 - 1645	0	0	2	0	0	0	0	0	2	2.00	0	0
1645 - 1700	0	0	2	0	0	0	0	0	2	2.00	0	0
Hourly Total	0	0	9	0	0	0	0	0	9	9.00	0	0
Hourly Average	0.00	0.00	2.25	0.00	0.00	0.00	0.00	0.00	2.25	2.25	0.00	0.00
1700 - 1715	0	0	0	0	0	0	0	0	0	0.00	0	0
1715 - 1730	0	0	1	0	0	0	0	0	1	1.00	0	0
1730 - 1745	0	0	6	0	0	0	0	0	6	6.00	0	0
1745 - 1800	0	0	1	0	0	0	0	0	1	1.00	0	0
Hourly Total	0	0	8	0	0	0	0	0	8	8.00	0	0
Hourly Average	0.00	0.00	2.00	0.00	0.00	0.00	0.00	0.00	2.00	2.00	0.00	0.00
1800 - 1815	0	0	4	0	0	0	0	0	4	4.00	0	0
1815 - 1830	0	0	0	0	0	0	0	0	0	0.00	0	0
1830 - 1845	0	0	1	0	0	0	0	0	1	1.00	0	0
1845 - 1900	0	0	1	0	0	0	0	0	1	1.00	0	0
Hourly Total	0	0	6	0	0	0	0	0	6	6.00	0	0
Hourly Average	0.00	0.00	1.50	0.00	0.00	0.00	0.00	0.00	1.50	1.50	0.00	0.00
Session Total	0	0	182	0	6	0	0	0	188	188.00	0	0
Session Average	0.00	0.00	3.79	0.00	0.13	0.00	0.00	0.00	3.92	3.92	0.00	0.00

Date
Wednesday 13 November 2019

Weather
Cloudy
Temp: 8°C

0700 - 1900 (Wednesday 12H Session)

	Movement 3.5: Left from A24 South Street (North) to A24 Ashley Avenue								Original Data		OGV1	
TIME	P/CYCLE	M/CYCLE	CAR	TAXI	LGV	OGV1	OGV2	BUS/COACH	TOTAL	PCU TOTAL	Ambulances	Other
0700 - 0715	0	1	7	0	0	0	0	0	8	7.40	0	0
0715 - 0730	0	0	3	0	0	0	0	0	3	3.00	0	0
0730 - 0745	0	0	3	0	0	0	0	0	3	3.00	0	0
0745 - 0800	0	0	4	0	0	0	0	0	4	4.00	0	0
Hourly Total	0	1	17	0	0	0	0	0	18	17.40	0	0
Hourly Average	0.00	0.25	4.25	0.00	0.00	0.00	0.00	0.00	4.50	4.35	0.00	0.00
0800 - 0815	0	0	6	0	0	0	0	0	6	6.00	0	0
0815 - 0830	0	0	0	0	1	0	0	0	1	1.00	0	0
0830 - 0845	0	0	2	0	0	0	0	0	2	2.00	0	0
0845 - 0900	0	0	6	0	0	0	0	0	6	6.00	0	0
Hourly Total	0	0	14	0	1	0	0	0	15	15.00	0	0
Hourly Average	0.00	0.00	3.50	0.00	0.25	0.00	0.00	0.00	3.75	3.75	0.00	0.00
0900 - 0915	0	0	5	0	1	0	0	0	6	6.00	0	0
0915 - 0930	0	0	5	0	0	0	0	0	5	5.00	0	0
0930 - 0945	0	0	8	0	2	0	0	0	10	10.00	0	0
0945 - 1000	0	0	3	0	0	0	0	0	3	3.00	0	0
Hourly Total	0	0	21	0	3	0	0	0	24	24.00	0	0
Hourly Average	0.00	0.00	5.25	0.00	0.75	0.00	0.00	0.00	6.00	6.00	0.00	0.00
1000 - 1015	0	0	3	0	0	0	0	0	3	3.00	0	0
1015 - 1030	0	0	5	0	0	0	0	0	5	5.00	0	0
1030 - 1045	0	0	3	0	0	0	0	0	3	3.00	0	0
1045 - 1100	0	0	3	0	0	0	0	0	3	3.00	0	0
Hourly Total	0	0	14	0	0	0	0	0	14	14.00	0	0
Hourly Average	0.00	0.00	3.50	0.00	0.00	0.00	0.00	0.00	3.50	3.50	0.00	0.00
1100 - 1115	0	0	3	0	0	0	0	0	3	3.00	0	0
1115 - 1130	0	0	8	0	0	0	0	0	8	8.00	0	0
1130 - 1145	0	0	5	0	0	0	0	0	5	5.00	0	0
1145 - 1200	0	0	9	0	0	0	0	0	9	9.00	0	0
Hourly Total	0	0	25	0	0	0	0	0	25	25.00	0	0
Hourly Average	0.00	0.00	6.25	0.00	0.00	0.00	0.00	0.00	6.25	6.25	0.00	0.00
1200 - 1215	0	0	0	0	0	0	0	0	0	0.00	0	0
1215 - 1230	0	0	1	0	1	0	0	0	2	2.00	0	0
1230 - 1245	0	0	7	0	0	0	0	0	7	7.00	0	0
1245 - 1300	0	0	8	0	0	0	0	0	8	8.00	0	0
Hourly Total	0	0	16	0	1	0	0	0	17	17.00	0	0
Hourly Average	0.00	0.00	4.00	0.00	0.25	0.00	0.00	0.00	4.25	4.25	0.00	0.00
1300 - 1315	0	0	1	0	0	0	0	0	1	1.00	0	0
1315 - 1330	0	0	6	0	0	0	0	0	6	6.00	0	0
1330 - 1345	0	0	2	0	1	0	0	0	3	3.00	0	0
1345 - 1400	0	0	1	0	0	0	0	0	1	1.00	0	0
Hourly Total	0	0	10	0	1	0	0	0	11	11.00	0	0
Hourly Average	0.00	0.00	2.50	0.00	0.25	0.00	0.00	0.00	2.75	2.75	0.00	0.00
1400 - 1415	0	0	5	0	1	0	0	0	6	6.00	0	0
1415 - 1430	0	0	4	0	0	0	0	0	4	4.00	0	0
1430 - 1445	0	0	2	0	0	0	0	0	2	2.00	0	0
1445 - 1500	0	0	2	0	0	0	0	0	2	2.00	0	0
Hourly Total	0	0	13	0	1	0	0	0	14	14.00	0	0
Hourly Average	0.00	0.00	3.25	0.00	0.25	0.00	0.00	0.00	3.50	3.50	0.00	0.00
1500 - 1515	0	0	1	0	0	0	0	0	1	1.00	0	0
1515 - 1530	0	0	3	0	0	0	0	0	3	3.00	0	0
1530 - 1545	0	0	2	0	1	0	0	0	3	3.00	0	0
1545 - 1600	0	0	4	0	0	0	0	0	4	4.00	0	0
Hourly Total	0	0	10	0	1	0	0	0	11	11.00	0	0
Hourly Average	0.00	0.00	2.50	0.00	0.25	0.00	0.00	0.00	2.75	2.75	0.00	0.00
1600 - 1615	0	0	2	0	0	0	0	0	2	2.00	0	0
1615 - 1630	0	0	4	0	0	0	0	0	4	4.00	0	0
1630 - 1645	0	0	2	0	0	0	0	0	2	2.00	0	0
1645 - 1700	0	0	1	0	0	0	0	0	1	1.00	0	0
Hourly Total	0	0	9	0	0	0	0	0	9	9.00	0	0
Hourly Average	0.00	0.00	2.25	0.00	0.00	0.00	0.00	0.00	2.25	2.25	0.00	0.00
1700 - 1715	0	0	0	0	0	0	0	0	0	0.00	0	0
1715 - 1730	0	0	0	0	0	0	0	0	0	0.00	0	0
1730 - 1745	0	0	2	0	0	0	0	0	2	2.00	0	0
1745 - 1800	0	0	0	0	0	0	0	0	0	0.00	0	0
Hourly Total	0	0	2	0	0	0	0	0	2	2.00	0	0
Hourly Average	0.00	0.00	0.50	0.00	0.00	0.00	0.00	0.00	0.50	0.50	0.00	0.00
1800 - 1815	0	0	1	0	0	0	0	0	1	1.00	0	0
1815 - 1830	0	0	2	0	0	0	0	0	2	2.00	0	0
1830 - 1845	0	0	2	0	0	0	0	0	2	2.00	0	0
1845 - 1900	0	0	1	0	0	0	0	0	1	1.00	0	0
Hourly Total	0	0	6	0	0	0	0	0	6	6.00	0	0
Hourly Average	0.00	0.00	1.50	0.00	0.00	0.00	0.00	0.00	1.50	1.50	0.00	0.00
Session Total	0	1	157	0	8	0	0	0	166	165.40	0	0
Session Average	0.00	0.02	3.27	0.00	0.17	0.00	0.00	0.00	3.46	3.45	0.00	0.00

Epsom
Classified Junction Count

Site 3 of 3
A24 Ashley Avenue
A24 South Street (South)
A24 South Street (North)

Lat/Long
lat 51.331135° lon -0.270433°

Date
Tuesday 12 November 2019

Weather
Cloudy
Temp: 6°C

0700 - 1900 (Tuesday 12H Session)

	Movement 3.6: Right from A24 South Street (North) to A24 South Street (South)								Original Data		OGV1	
TIME	P/CYCLE	M/CYCLE	CAR	TAXI	LGV	OGV1	OGV2	BUS/COACH	TOTAL	PCU TOTAL	Ambulances	Other
0700 - 0715	1	0	29	0	3	1	0	0	34	33.70	0	1
0715 - 0730	2	0	42	0	6	0	0	0	50	48.40	0	0
0730 - 0745	1	0	57	0	4	0	0	0	62	61.20	0	0
0745 - 0800	0	0	47	0	3	1	0	0	51	51.50	0	1
Hourly Total	4	0	175	0	16	2	0	0	197	194.80	0	2
Hourly Average	1.00	0.00	43.75	0.00	4.00	0.50	0.00	0.00	49.25	48.70	0.00	0.50
0800 - 0815	2	2	38	0	1	0	0	0	43	40.20	0	0
0815 - 0830	2	0	60	0	1	0	0	0	63	61.40	0	0
0830 - 0845	0	0	38	0	4	0	0	0	42	42.00	0	0
0845 - 0900	0	1	27	0	1	0	0	0	29	28.40	0	0
Hourly Total	4	3	163	0	7	0	0	0	177	172.00	0	0
Hourly Average	1.00	0.75	40.75	0.00	1.75	0.00	0.00	0.00	44.25	43.00	0.00	0.00
0900 - 0915	0	0	44	0	1	1	0	0	46	46.50	0	1
0915 - 0930	1	1	36	0	7	1	0	0	46	45.10	0	1
0930 - 0945	0	1	36	0	5	1	0	0	43	42.90	0	1
0945 - 1000	1	0	32	0	6	0	0	0	39	38.20	0	0
Hourly Total	2	2	148	0	19	3	0	0	174	172.70	0	3
Hourly Average	0.50	0.50	37.00	0.00	4.75	0.75	0.00	0.00	43.50	43.18	0.00	0.75
1000 - 1015	0	0	27	0	1	1	0	0	29	29.50	0	1
1015 - 1030	0	1	20	0	4	1	0	0	26	25.90	0	1
1030 - 1045	0	0	28	0	3	0	0	0	31	31.00	0	0
1045 - 1100	0	0	23	0	4	0	0	0	27	27.00	0	0
Hourly Total	0	1	98	0	12	2	0	0	113	113.40	0	2
Hourly Average	0.00	0.25	24.50	0.00	3.00	0.50	0.00	0.00	28.25	28.35	0.00	0.50
1100 - 1115	2	0	19	0	5	0	0	0	26	24.40	0	0
1115 - 1130	0	1	19	0	2	0	0	0	22	21.40	0	0
1130 - 1145	0	0	27	0	2	0	0	0	29	29.00	0	0
1145 - 1200	0	1	29	0	4	1	0	0	35	34.90	0	1
Hourly Total	2	2	94	0	13	1	0	0	112	109.70	0	1
Hourly Average	0.50	0.50	23.50	0.00	3.25	0.25	0.00	0.00	28.00	27.43	0.00	0.25
1200 - 1215	0	0	37	0	5	0	0	0	42	42.00	0	0
1215 - 1230	0	0	24	1	2	0	0	0	27	27.00	0	0
1230 - 1245	0	1	27	0	5	0	0	0	33	32.40	0	0
1245 - 1300	0	0	34	0	1	0	0	0	35	35.00	0	0
Hourly Total	0	1	122	1	13	0	0	0	137	136.40	0	0
Hourly Average	0.00	0.25	30.50	0.25	3.25	0.00	0.00	0.00	34.25	34.10	0.00	0.00
1300 - 1315	0	1	26	0	1	0	0	0	28	27.40	0	0
1315 - 1330	1	0	25	0	1	0	0	0	27	26.20	0	0
1330 - 1345	0	0	33	0	3	0	0	0	36	36.00	0	0
1345 - 1400	1	0	29	0	3	1	0	0	34	33.70	0	1
Hourly Total	2	1	113	0	8	1	0	0	125	123.30	0	1
Hourly Average	0.50	0.25	28.25	0.00	2.00	0.25	0.00	0.00	31.25	30.83	0.00	0.25
1400 - 1415	0	1	26	0	6	0	0	0	33	32.40	0	0
1415 - 1430	0	1	43	0	7	0	0	0	51	50.40	0	0
1430 - 1445	0	0	39	0	1	0	0	0	40	40.00	0	0
1445 - 1500	0	2	33	0	0	0	0	0	35	33.80	0	0
Hourly Total	0	4	141	0	14	0	0	0	159	156.60	0	0
Hourly Average	0.00	1.00	35.25	0.00	3.50	0.00	0.00	0.00	39.75	39.15	0.00	0.00
1500 - 1515	1	0	25	0	5	0	0	0	31	30.20	0	0
1515 - 1530	0	0	38	0	2	0	0	0	40	40.00	0	0
1530 - 1545	0	0	53	0	10	0	0	0	63	63.00	0	0
1545 - 1600	0	0	39	0	5	0	0	0	44	44.00	0	0
Hourly Total	1	0	155	0	22	0	0	0	178	177.20	0	0
Hourly Average	0.25	0.00	38.75	0.00	5.50	0.00	0.00	0.00	44.50	44.30	0.00	0.00
1600 - 1615	0	0	57	0	4	1	0	0	62	62.50	0	1
1615 - 1630	0	2	47	0	1	0	0	0	50	48.80	0	0
1630 - 1645	0	1	50	0	4	0	0	0	55	54.40	0	0
1645 - 1700	1	0	43	0	1	0	0	0	45	44.20	0	0
Hourly Total	1	3	197	0	10	1	0	0	212	209.90	0	1
Hourly Average	0.25	0.75	49.25	0.00	2.50	0.25	0.00	0.00	53.00	52.48	0.00	0.25
1700 - 1715	0	0	49	0	1	0	0	0	50	50.00	0	0
1715 - 1730	0	1	52	0	3	0	0	0	56	55.40	0	0
1730 - 1745	1	2	45	0	1	0	0	0	49	47.00	0	0
1745 - 1800	1	1	49	0	0	0	0	0	51	49.60	0	0
Hourly Total	2	4	195	0	5	0	0	0	206	202.00	0	0
Hourly Average	0.50	1.00	48.75	0.00	1.25	0.00	0.00	0.00	51.50	50.50	0.00	0.00
1800 - 1815	0	1	51	0	0	0	0	0	52	51.40	0	0
1815 - 1830	0	2	22	0	0	0	0	0	24	22.80	0	0
1830 - 1845	0	0	28	0	0	0	0	0	28	28.00	0	0
1845 - 1900	1	1	37	0	0	0	0	0	39	37.60	0	0
Hourly Total	1	4	138	0	0	0	0	0	143	139.80	0	0
Hourly Average	0.25	1.00	34.50	0.00	0.00	0.00	0.00	0.00	35.75	34.95	0.00	0.00
Session Total	19	25	1739	1	139	10	0	0	1933	1907.80	0	10
Session Average	0.40	0.52	36.23	0.02	2.90	0.21	0.00	0.00	40.27	39.75	0.00	0.21

Date
Wednesday 13 November 2019

Weather
Cloudy
Temp: 8°C

0700 - 1900 (Wednesday 12H Session)

	Movement 3.6: Right from A24 South Street (North) to A24 South Street (South)								Original Data		OGV1	
TIME	P/CYCLE	M/CYCLE	CAR	TAXI	LGV	OGV1	OGV2	BUS/COACH	TOTAL	PCU TOTAL	Ambulances	Other
0700 - 0715	0	0	38	0	3	0	0	0	41	41.00	0	0
0715 - 0730	0	0	33	0	6	0	0	0	39	39.00	0	0
0730 - 0745	0	1	56	0	7	1	0	0	65	64.90	1	0
0745 - 0800	0	0	58	0	2	0	0	1	61	62.00	0	0
Hourly Total	0	1	185	0	18	1	0	1	206	206.90	1	0
Hourly Average	0.00	0.25	46.25	0.00	4.50	0.25	0.00	0.25	51.50	51.73	0.25	0.00
0800 - 0815	1	0	53	0	2	0	0	0	56	55.20	0	0
0815 - 0830	1	0	40	0	0	1	0	0	42	41.70	0	1
0830 - 0845	1	0	38	0	2	0	0	0	41	40.20	0	0
0845 - 0900	0	0	30	0	2	0	1	0	33	34.30	0	0
Hourly Total	3	0	161	0	6	1	1	0	172	171.40	0	1
Hourly Average	0.75	0.00	40.25	0.00	1.50	0.25	0.25	0.00	43.00	42.85	0.00	0.25
0900 - 0915	0	0	36	0	4	1	0	0	41	41.50	0	1
0915 - 0930	1	0	34	0	6	0	0	0	41	40.20	0	0
0930 - 0945	0	1	27	0	4	0	0	0	32	31.40	0	0
0945 - 1000	2	0	19	0	2	0	0	0	23	21.40	0	0
Hourly Total	3	1	116	0	16	1	0	0	137	134.50	0	1
Hourly Average	0.75	0.25	29.00	0.00	4.00	0.25	0.00	0.00	34.25	33.63	0.00	0.25
1000 - 1015	2	0	21	0	8	0	0	0	31	29.40	0	0
1015 - 1030	0	0	19	0	2	0	1	0	22	23.30	0	0
1030 - 1045	0	0	26	0	2	1	0	0	29	29.50	1	0
1045 - 1100	0	0	25	0	1	0	0	0	26	26.00	0	0
Hourly Total	2	0	91	0	13	1	1	0	108	108.20	1	0
Hourly Average	0.50	0.00	22.75	0.00	3.25	0.25	0.25	0.00	27.00	27.05	0.25	0.00
1100 - 1115	0	0	29	0	3	1	0	0	33	33.50	0	1
1115 - 1130	1	0	24	0	0	0	0	0	25	24.20	0	0
1130 - 1145	0	1	26	0	3	0	0	0	30	29.40	0	0
1145 - 1200	0	1	32	0	2	0	0	0	35	34.40	0	0
Hourly Total	1	2	111	0	8	1	0	0	123	121.50	0	1
Hourly Average	0.25	0.50	27.75	0.00	2.00	0.25	0.00	0.00	30.75	30.38	0.00	0.25
1200 - 1215	0	0	23	0	2	0	0	0	25	25.00	0	0
1215 - 1230	0	0	29	0	3	0	0	0	32	32.00	0	0
1230 - 1245	1	0	22	0	4	1	0	0	28	27.70	0	1
1245 - 1300	0	2	32	0	4	1	0	0	39	38.30	0	1
Hourly Total	1	2	106	0	13	2	0	0	124	123.00	0	2
Hourly Average	0.25	0.50	26.50	0.00	3.25	0.50	0.00	0.00	31.00	30.75	0.00	0.50
1300 - 1315	0	0	28	0	3	0	0	0	31	31.00	0	0
1315 - 1330	1	0	28	0	4	1	0	0	34	33.70	1	0
1330 - 1345	0	1	28	0	2	1	0	0	32	31.90	0	1
1345 - 1400	0	0	36	0	3	0	0	0	39	39.00	0	0
Hourly Total	1	1	120	0	12	2	0	0	136	135.60	1	1
Hourly Average	0.25	0.25	30.00	0.00	3.00	0.50	0.00	0.00	34.00	33.90	0.25	0.25
1400 - 1415	0	1	29	0	2	0	0	0	32	31.40	0	0
1415 - 1430	0	1	34	0	1	0	0	0	36	35.40	0	0
1430 - 1445	0	0	38	0	5	0	0	0	43	43.00	0	0
1445 - 1500	0	0	20	0	3	0	0	0	23	23.00	0	0
Hourly Total	0	2	121	0	11	0	0	0	134	132.80	0	0
Hourly Average	0.00	0.50	30.25	0.00	2.75	0.00	0.00	0.00	33.50	33.20	0.00	0.00
1500 - 1515	1	0	33	0	1	1	0	0	36	35.70	0	1
1515 - 1530	0	2	45	0	3	0	0	0	50	48.80	0	0
1530 - 1545	0	1	27	0	4	0	0	0	32	31.40	0	0
1545 - 1600	0	0	42	0	7	1	0	0	50	50.50	0	1
Hourly Total	1	3	147	0	15	2	0	0	168	166.40	0	2
Hourly Average	0.25	0.75	36.75	0.00	3.75	0.50	0.00	0.00	42.00	41.60	0.00	0.50
1600 - 1615	0	1	44	0	3	0	0	0	48	47.40	0	0
1615 - 1630	0	1	43	0	4	0	0	0	48	47.40	0	0
1630 - 1645	1	0	44	0	1	1	0	0	47	46.70	0	1
1645 - 1700	1	1	45	0	3	0	0	0	50	48.60	0	0
Hourly Total	2	3	176	0	11	1	0	0	193	190.10	0	1
Hourly Average	0.50	0.75	44.00	0.00	2.75	0.25	0.00	0.00	48.25	47.53	0.00	0.25
1700 - 1715	0	0	34	0	2	0	0	0	36	36.00	0	0
1715 - 1730	1	1	58	0	2	0	0	0	62	60.60	0	0
1730 - 1745	0	3	55	0	2	0	0	0	60	58.20	0	0
1745 - 1800	2	1	40	0	2	0	0	0	45	42.80	0	0
Hourly Total	3	5	187	0	8	0	0	0	203	197.60	0	0
Hourly Average	0.75	1.25	46.75	0.00	2.00	0.00	0.00	0.00	50.75	49.40	0.00	0.00
1800 - 1815	0	0	32	0	4	0	0	0	36	36.00	0	0
1815 - 1830	0	1	37	0	3	0	0	0	41	40.40	0	0
1830 - 1845	0	1	25	0	1	0	0	0	27	26.40	0	0
1845 - 1900	3	0	40	0	3	0	0	0	46	43.60	0	0
Hourly Total	3	2	134	0	11	0	0	0	150	146.40	0	0
Hourly Average	0.75	0.50	33.50	0.00	2.75	0.00	0.00	0.00	37.50	36.60	0.00	0.00
Session Total	20	22	1655	0	142	12	2	1	1854	1834.40	3	9
Session Average	0.42	0.46	34.48	0.00	2.96	0.25	0.04	0.02	38.63	38.22	0.06	0.19

Epsom
Queue Length Survey

Site 1 of 3
A24 Dorking Road (East)
Woodcote Side
A24 Dorking Road (West)
Castle Road

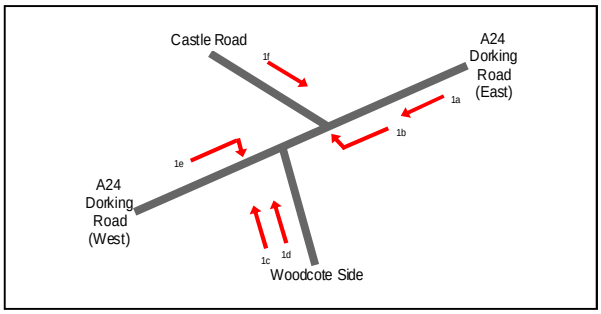

Lat/Long
lat 51.324869° lon -0.279984°

Date
Tuesday 12 November 2019

Weather
Cloudy
Temp: 6°C

0700 - 1900 (Tuesday 12H Session)

TIME	1a		1b		1c		1d		1e		1f	
	Lights	Heavies	Lights	Heavies	Lights	Heavies	Lights	Heavies	Lights	Heavies	Lights	Heavies
0700 - 0705	6	0	0	0	2	0	0	0	0	0	0	0
0705 - 0710	3	0	0	0	2	0	0	0	2	0	0	0
0710 - 0715	0	0	0	0	1	0	0	0	1	0	1	0
0715 - 0720	0	0	0	0	3	0	0	0	1	1	1	0
0720 - 0725	0	0	0	0	5	0	0	0	2	0	1	0
0725 - 0730	6	1	0	0	2	0	0	0	2	0	0	0
0730 - 0735	7	0	0	0	5	0	2	0	3	0	0	1
0735 - 0740	0	0	0	0	6	0	1	0	3	0	0	0
0740 - 0745	9	0	0	0	7	0	0	0	3	0	0	1
0745 - 0750	0	0	0	0	6	1	1	0	4	0	0	0
0750 - 0755	9	0	0	0	5	1	4	1	3	0	1	0
0755 - 0800	7	0	0	0	5	0	1	1	3	0	0	0
Hourly Average	3.92	0.08	0.00	0.00	4.08	0.17	0.75	0.17	2.25	0.08	0.33	0.17
0800 - 0805	7	0	0	0	3	0	1	0	3	0	1	0
0805 - 0810	8	1	0	0	6	0	0	0	5	0	1	0
0810 - 0815	4	1	0	0	9	0	5	1	3	0	1	0
0815 - 0820	3	0	0	0	5	0	4	1	3	0	0	0
0820 - 0825	0	0	0	0	4	0	1	0	1	0	1	0
0825 - 0830	6	0	0	0	2	0	0	0	2	1	0	0
0830 - 0835	7	0	0	0	6	0	1	0	0	0	1	0
0835 - 0840	0	0	0	0	3	1	1	0	1	0	1	0
0840 - 0845	0	0	0	0	2	1	1	0	3	0	1	0
0845 - 0850	0	0	0	0	4	0	3	0	2	0	1	0
0850 - 0855	3	0	0	0	2	0	1	0	2	0	0	0
0855 - 0900	0	0	0	0	2	0	6	0	1	0	1	0
Hourly Average	3.17	0.17	0.00	0.00	4.00	0.17	2.00	0.17	2.17	0.08	0.75	0.00
0900 - 0905	0	0	0	0	4	0	1	0	2	0	1	0
0905 - 0910	0	0	0	0	2	0	1	0	3	0	0	0
0910 - 0915	0	0	0	0	3	0	0	0	2	0	0	0
0915 - 0920	0	0	0	0	3	0	1	0	1	0	0	0
0920 - 0925	0	0	0	0	3	0	1	0	2	0	0	0
0925 - 0930	0	0	0	0	2	0	3	1	2	0	0	0
0930 - 0935	0	0	0	0	4	0	3	1	3	0	0	0
0935 - 0940	0	0	0	0	2	1	1	0	1	0	0	0
0940 - 0945	0	0	0	0	3	0	1	0	1	0	0	0
0945 - 0950	0	0	0	0	2	0	0	0	3	0	0	0
0950 - 0955	0	0	0	0	2	0	1	0	1	0	1	0
0955 - 1000	0	0	0	0	0	1	1	0	1	0	0	0
Hourly Average	0.00	0.00	0.00	0.00	2.50	0.17	1.17	0.17	1.83	0.00	0.17	0.00
1000 - 1005	3	0	0	0	2	0	1	0	2	0	1	0
1005 - 1010	2	0	0	0	3	0	0	0	3	0	1	0
1010 - 1015	0	0	0	0	2	0	1	0	2	1	0	0
1015 - 1020	5	0	0	0	3	1	4	1	2	0	0	0
1020 - 1025	0	0	0	0	2	0	1	0	2	0	0	0
1025 - 1030	0	0	0	0	2	0	1	0	3	0	1	0
1030 - 1035	0	0	0	0	2	0	0	0	3	0	1	0
1035 - 1040	0	0	0	0	2	0	0	0	1	0	1	0
1040 - 1045	0	0	0	0	1	0	1	0	1	0	0	0
1045 - 1050	0	0	0	0	1	0	0	0	1	0	0	0
1050 - 1055	0	0	0	0	2	0	1	0	2	0	0	0
1055 - 1100	0	0	0	0	1	0	0	0	1	0	0	0
Hourly Average	0.83	0.00	0.00	0.00	1.92	0.08	0.83	0.08	1.92	0.08	0.42	0.00
1100 - 1105	1	0	0	0	3	1	1	0	0	0	0	0
1105 - 1110	0	0	0	0	2	1	0	0	1	0	0	0
1110 - 1115	0	0	0	0	1	0	1	0	1	0	0	0
1115 - 1120	0	0	0	0	3	1	0	0	1	0	0	0
1120 - 1125	4	1	0	0	2	0	3	0	1	0	0	0
1125 - 1130	0	0	0	0	1	0	2	0	1	0	0	0
1130 - 1135	0	0	0	0	2	0	0	1	0	0	1	0
1135 - 1140	3	0	0	0	2	0	1	0	2	0	0	0
1140 - 1145	1	0	0	0	3	0	1	0	2	0	0	0
1145 - 1150	2	0	0	0	1	0	1	0	2	0	0	0
1150 - 1155	4	0	0	0	5	0	1	0	2	0	0	0
1155 - 1200	0	0	0	0	3	0	2	1	2	0	1	0
Hourly Average	1.25	0.08	0.00	0.00	2.33	0.25	1.08	0.17	1.25	0.00	0.17	0.00
1200 - 1205	0	0	0	0	2	1	1	0	1	0	1	0
1205 - 1210	0	0	0	0	2	0	1	0	2	0	0	0
1210 - 1215	0	0	0	0	2	0	1	0	2	0	0	0
1215 - 1220	0	0	1	0	1	0	1	0	2	0	0	0
1220 - 1225	2	0	0	0	2	0	1	0	1	0	1	0
1225 - 1230	0	0	0	0	3	1	1	0	1	0	0	0
1230 - 1235	0	0	0	0	1	0	0	0	1	0	0	0
1235 - 1240	0	0	0	0	1	0	3	0	2	0	0	0
1240 - 1245	0	0	0	0	3	0	1	1	1	0	0	0
1245 - 1250	0	0	0	0	2	0	1	0	2	0	0	0
1250 - 1255	1	0	0	0	1	0	1	0	1	0	1	0
1255 - 1300	2	0	0	0	2	0	0	0	1	1	1	0
Hourly Average	0.42	0.00	0.08	0.00	1.83	0.17	1.00	0.08	1.42	0.08	0.33	0.00

1300 - 1305	1	0	0	0	2	0	1	0	1	0	0	0
1305 - 1310	4	0	0	0	2	0	1	0	2	0	0	0
1310 - 1315	5	1	0	0	4	0	1	0	0	0	0	0
1315 - 1320	0	0	0	0	2	0	0	0	1	0	0	0
1320 - 1325	0	0	0	0	2	0	1	0	2	0	0	0
1325 - 1330	0	0	0	0	4	0	1	0	1	0	0	0
1330 - 1335	0	0	0	0	1	0	0	0	1	0	0	0
1335 - 1340	1	0	0	0	2	0	1	0	2	0	0	0
1340 - 1345	0	0	0	0	0	1	1	0	1	0	1	0
1345 - 1350	0	0	0	0	3	0	1	0	2	0	0	0
1350 - 1355	0	0	0	0	2	0	0	1	1	0	0	0
1355 - 1400	0	0	0	0	0	0	0	0	0	0	1	0
Hourly Average	0.92	0.08	0.00	0.00	2.00	0.08	0.67	0.08	1.17	0.00	0.17	0.00
1400 - 1405	0	0	0	0	1	0	0	0	1	0	0	0
1405 - 1410	0	0	0	0	2	0	0	0	1	0	0	0
1410 - 1415	0	0	0	0	2	0	1	0	1	0	0	0
1415 - 1420	0	0	0	0	2	0	1	0	2	0	1	0
1420 - 1425	3	1	0	0	1	0	2	0	1	0	0	0
1425 - 1430	0	0	0	0	1	0	0	0	1	0	0	0
1430 - 1435	0	0	0	0	1	0	0	0	1	0	1	0
1435 - 1440	0	0	0	0	1	0	0	1	1	0	0	0
1440 - 1445	2	0	0	0	1	0	1	0	1	0	0	0
1445 - 1450	2	0	0	0	2	0	2	0	1	0	0	0
1450 - 1455	5	0	0	0	2	0	1	0	1	0	0	0
1455 - 1500	0	0	0	0	2	0	1	0	1	0	0	0
Hourly Average	1.00	0.08	0.00	0.00	1.50	0.00	0.75	0.08	1.08	0.00	0.17	0.00
1500 - 1505	0	0	0	0	3	0	1	0	1	0	1	0
1505 - 1510	6	1	0	0	2	0	1	0	1	0	2	0
1510 - 1515	6	1	0	0	3	0	4	1	4	0	0	0
1515 - 1520	4	0	0	0	4	0	2	0	3	1	0	0
1520 - 1525	0	0	0	0	4	0	3	0	4	0	0	0
1525 - 1530	4	1	0	0	3	0	0	0	2	0	0	0
1530 - 1535	5	0	0	0	2	0	0	0	2	0	0	0
1535 - 1540	0	0	0	0	4	0	1	0	3	0	1	0
1540 - 1545	2	1	0	0	3	0	1	0	3	0	0	0
1545 - 1550	0	0	0	0	2	0	1	0	2	0	0	0
1550 - 1555	0	0	0	0	3	0	1	0	3	0	0	0
1555 - 1600	0	0	0	0	4	0	0	0	3	0	0	0
Hourly Average	2.25	0.33	0.00	0.00	3.08	0.00	1.25	0.08	2.58	0.08	0.33	0.00
1600 - 1605	3	1	0	0	2	0	1	0	2	0	0	0
1605 - 1610	3	0	0	0	2	0	0	0	4	0	0	0
1610 - 1615	7	0	0	0	5	0	0	0	4	0	0	0
1615 - 1620	5	0	0	0	4	0	0	1	3	0	0	0
1620 - 1625	0	0	0	0	2	0	0	0	3	0	0	0
1625 - 1630	3	0	0	0	2	0	1	0	3	0	0	0
1630 - 1635	0	0	0	0	2	0	1	0	5	0	0	0
1635 - 1640	0	0	0	0	3	0	1	0	7	0	0	0
1640 - 1645	0	0	0	0	2	0	0	0	3	0	0	0
1645 - 1650	2	0	0	0	3	0	1	0	4	0	0	0
1650 - 1655	0	0	0	0	4	0	1	0	5	0	1	0
1655 - 1700	0	0	0	0	3	0	0	0	5	0	0	0
Hourly Average	1.92	0.08	0.00	0.00	2.83	0.00	0.50	0.08	4.00	0.00	0.08	0.00
1700 - 1705	2	0	0	0	2	0	0	0	2	0	0	0
1705 - 1710	0	0	0	0	6	1	2	0	2	0	1	0
1710 - 1715	0	0	0	0	2	0	1	0	4	0	1	0
1715 - 1720	1	0	0	0	4	0	2	0	5	0	0	0
1720 - 1725	0	0	0	0	5	0	2	0	3	0	1	0
1725 - 1730	0	0	0	0	6	0	1	0	4	0	0	0
1730 - 1735	3	0	0	0	4	0	1	0	2	0	0	0
1735 - 1740	0	0	0	0	3	0	0	0	4	0	0	0
1740 - 1745	0	0	0	0	2	0	3	0	3	0	1	0
1745 - 1750	0	0	0	0	2	0	0	0	2	0	0	0
1750 - 1755	0	0	0	0	3	0	2	0	3	0	0	0
1755 - 1800	0	0	0	0	2	0	0	0	4	0	0	0
Hourly Average	0.50	0.00	0.00	0.00	3.42	0.08	1.17	0.00	3.17	0.00	0.33	0.00
1800 - 1805	0	0	0	0	2	0	0	0	2	0	0	0
1805 - 1810	0	0	0	0	2	0	1	0	2	0	0	0
1810 - 1815	0	0	0	0	3	0	2	1	4	0	0	0
1815 - 1820	0	0	0	0	2	0	2	1	4	0	0	0
1820 - 1825	0	0	0	0	2	0	1	0	2	0	0	0
1825 - 1830	0	0	0	0	1	0	0	0	1	0	0	0
1830 - 1835	0	0	0	0	3	0	1	0	4	0	0	0
1835 - 1840	0	0	0	0	2	0	0	0	2	0	0	0
1840 - 1845	0	0	0	0	0	0	1	0	1	0	0	0
1845 - 1850	0	0	0	0	2	0	0	0	2	0	0	0
1850 - 1855	0	0	0	0	1	0	0	0	2	0	1	0
1855 - 1900	0	0	0	0	1	0	0	0	1	0	0	0
Hourly Average	0.00	0.00	0.00	0.00	1.75	0.00	0.67	0.17	2.25	0.00	0.08	0.00
Session Total	1.35	0.08	0.01	0.00	2.60	0.10	0.99	0.11	2.09	0.03	0.28	0.01

Date
Wednesday 13 November 2019

Weather
Cloudy
Temp: 8°C

0700 - 1900 (Wednesday 12H Session)

TIME	1a		1b		1c		1d		1e		1f	
	Lights	Heavies	Lights	Heavies	Lights	Heavies	Lights	Heavies	Lights	Heavies	Lights	Heavies
0700 - 0705	2	0	0	0	1	0	0	0	1	0	0	0
0705 - 0710	3	0	0	0	1	0	0	0	1	0	0	0
0710 - 0715	3	1	0	0	1	0	0	0	2	0	0	0
0715 - 0720	0	0	0	0	1	0	0	0	2	0	0	0
0720 - 0725	0	0	0	0	2	0	2	0	3	0	1	0
0725 - 0730	0	0	0	0	3	1	2	0	2	0	0	0
0730 - 0735	4	1	0	0	3	0	1	0	2	0	0	0
0735 - 0740	0	0	0	0	6	0	1	0	3	0	0	0
0740 - 0745	0	0	0	0	4	0	1	0	3	0	0	0
0745 - 0750	0	0	0	0	3	2	0	1	2	0	0	0
0750 - 0755	5	0	0	0	3	0	1	0	4	0	0	0
0755 - 0800	0	0	0	0	4	0	1	0	5	0	0	0
Hourly Average	1.42	0.17	0.00	0.00	2.67	0.25	0.75	0.08	2.50	0.00	0.08	0.00
0800 - 0805	0	0	0	0	4	0	2	0	5	1	1	0
0805 - 0810	5	0	0	0	4	0	2	0	4	0	0	0
0810 - 0815	2	0	0	0	3	0	2	1	5	0	0	0
0815 - 0820	4	0	0	0	4	0	1	0	4	0	0	0
0820 - 0825	0	0	0	0	4	1	2	1	4	0	0	0
0825 - 0830	0	0	0	0	3	0	1	0	4	0	0	0
0830 - 0835	0	0	0	0	2	0	0	0	3	0	0	0
0835 - 0840	0	0	0	0	4	0	1	0	4	0	1	0
0840 - 0845	4	0	0	0	3	0	1	0	3	0	0	0
0845 - 0850	4	0	0	0	2	0	1	0	3	0	0	0
0850 - 0855	0	0	0	0	3	0	1	0	2	0	0	0
0855 - 0900	0	0	0	0	4	0	1	0	3	0	0	0
Hourly Average	1.58	0.00	0.00	0.00	3.33	0.08	1.25	0.17	3.67	0.08	0.17	0.00
0900 - 0905	2	0	0	0	2	0	1	0	3	0	0	0
0905 - 0910	1	0	0	0	2	0	1	0	3	0	0	0
0910 - 0915	0	0	0	0	2	0	0	0	1	0	0	0
0915 - 0920	0	0	0	0	2	1	1	0	2	0	1	0
0920 - 0925	0	0	0	0	2	0	1	0	3	0	1	0
0925 - 0930	0	0	0	0	2	0	1	0	2	1	1	0
0930 - 0935	0	0	0	0	2	0	1	0	2	0	0	0
0935 - 0940	0	0	0	0	1	0	0	0	1	0	0	0
0940 - 0945	0	0	0	0	1	0	0	0	2	0	0	0
0945 - 0950	0	0	0	0	1	0	0	0	0	0	0	0
0950 - 0955	0	0	0	0	1	0	0	0	2	0	0	0
0955 - 1000	0	0	0	0	1	0	0	1	1	0	0	0
Hourly Average	0.25	0.00	0.00	0.00	1.58	0.08	0.50	0.08	1.83	0.08	0.25	0.00
1000 - 1005	0	0	0	0	3	0	2	0	1	0	0	0
1005 - 1010	0	0	0	0	3	0	1	0	2	0	0	0
1010 - 1015	0	0	0	0	2	0	0	0	0	0	0	0
1015 - 1020	0	0	0	0	2	0	0	0	0	0	0	0
1020 - 1025	0	0	0	0	2	0	1	0	0	0	0	0
1025 - 1030	0	0	0	0	1	1	1	0	1	0	1	0
1030 - 1035	0	0	0	0	1	0	0	0	1	0	0	0
1035 - 1040	0	0	0	0	2	0	0	0	0	0	0	0
1040 - 1045	0	0	0	0	1	0	0	0	0	1	0	0
1045 - 1050	1	0	0	0	2	0	0	0	0	0	0	0
1050 - 1055	0	0	0	0	1	1	1	0	0	1	0	0
1055 - 1100	0	0	0	0	1	0	0	0	1	0	0	0
Hourly Average	0.08	0.00	0.00	0.00	1.75	0.17	0.50	0.00	0.50	0.17	0.08	0.00
1100 - 1105	0	0	0	0	2	1	1	0	1	0	0	0
1105 - 1110	0	0	0	0	2	1	0	0	1	0	0	0
1110 - 1115	0	0	0	0	2	0	1	0	2	0	2	0
1115 - 1120	0	0	0	0	2	1	0	0	1	0	0	0
1120 - 1125	0	0	0	0	1	0	0	0	1	0	0	0
1125 - 1130	0	0	0	0	1	0	0	0	1	0	0	0
1130 - 1135	2	1	0	0	2	1	0	0	0	1	0	0
1135 - 1140	0	0	0	0	1	0	1	0	1	0	0	0
1140 - 1145	0	0	0	0	0	0	1	0	1	0	0	0
1145 - 1150	6	0	0	0	2	1	1	0	1	0	0	0
1150 - 1155	0	0	0	0	1	0	2	0	2	0	0	0
1155 - 1200	0	0	0	0	2	0	2	1	0	0	0	0
Hourly Average	0.67	0.08	0.00	0.00	1.50	0.42	0.75	0.08	1.00	0.08	0.17	0.00
1200 - 1205	0	0	0	0	2	0	1	0	1	0	0	0
1205 - 1210	0	0	0	0	2	0	1	0	0	0	0	0
1210 - 1215	4	2	0	0	2	0	1	0	1	0	0	0
1215 - 1220	1	0	0	0	1	0	0	0	0	0	0	0
1220 - 1225	2	0	0	0	2	0	1	0	1	0	0	0
1225 - 1230	0	0	0	0	1	0	0	0	1	0	0	0
1230 - 1235	2	1	0	0	1	0	0	0	1	0	0	0
1235 - 1240	0	0	0	0	1	0	1	0	1	0	0	0
1240 - 1245	0	0	0	0	1	0	0	0	1	0	0	0
1245 - 1250	0	0	0	0	2	0	0	1	2	0	0	0
1250 - 1255	2	1	0	0	2	1	0	0	1	0	0	0
1255 - 1300	0	0	0	0	2	1	0	0	1	0	0	0
Hourly Average	0.92	0.33	0.00	0.00	1.58	0.17	0.42	0.08	0.92	0.00	0.00	0.00
1300 - 1305	0	0	0	0	1	0	0	0	1	0	0	0
1305 - 1310	0	0	0	0	2	0	0	0	1	0	0	0
1310 - 1315	0	0	0	0	1	0	0	0	0	0	0	0
1315 - 1320	2	0	0	0	2	0	0	0	1	0	0	0
1320 - 1325	4	0	0	0	5	0	1	1	2	0	0	0
1325 - 1330	0	0	0	0	1	1	1	0	2	0	0	0
1330 - 1335	0	0	0	0	3	0	1	0	2	0	0	0
1335 - 1340	2	0	0	0	1	1	1	1	0	0	0	0
1340 - 1345	0	0	0	0	2	0	0	0	3	0	0	0
1345 - 1350	4	0	0	0	3	0	1	0	2	0	1	0
1350 - 1355	0	0	0	0	5	0	0	0	2	0	0	0
1355 - 1400	2	0	0	0	3	0	1	0	1	0	0	0
Hourly Average	1.17	0.00	0.00	0.00	2.42	0.17	0.50	0.17	1.42	0.00	0.08	0.00

1400 - 1405	0	0	0	0	2	0	0	0	1	1	0	0
1405 - 1410	0	0	0	0	2	0	1	0	2	0	0	0
1410 - 1415	1	0	0	0	2	0	0	0	1	1	0	0
1415 - 1420	0	0	0	0	2	0	1	0	1	1	0	0
1420 - 1425	1	0	0	0	2	1	1	0	2	0	0	0
1425 - 1430	0	0	0	0	2	0	1	0	2	0	0	0
1430 - 1435	0	0	0	0	1	1	1	0	1	0	1	0
1435 - 1440	0	0	0	0	2	0	1	0	1	0	0	0
1440 - 1445	0	0	0	0	2	1	2	1	2	0	0	0
1445 - 1450	0	0	0	0	3	1	1	0	0	0	0	0
1450 - 1455	6	0	0	0	2	0	1	1	1	0	1	0
1455 - 1500	0	0	0	0	1	0	0	0	1	0	0	0
Hourly Average	0.67	0.00	0.00	0.00	1.92	0.33	0.83	0.17	1.25	0.25	0.17	0.00
1500 - 1505	0	0	0	0	1	0	1	0	1	0	1	0
1505 - 1510	4	1	0	0	2	0	0	0	1	0	1	0
1510 - 1515	3	1	1	0	5	0	4	1	2	0	0	0
1515 - 1520	5	2	0	0	4	0	1	0	1	0	2	0
1520 - 1525	0	0	0	0	2	0	1	0	1	0	0	0
1525 - 1530	0	0	0	0	1	0	2	0	1	0	0	0
1530 - 1535	3	0	0	0	2	0	1	0	2	0	0	0
1535 - 1540	4	0	0	0	2	0	1	0	2	0	0	0
1540 - 1545	3	1	0	0	2	0	2	0	2	0	0	0
1545 - 1550	6	0	0	0	2	0	0	0	3	0	0	0
1550 - 1555	2	0	0	0	2	0	1	0	6	0	1	0
1555 - 1600	5	1	0	0	6	0	1	0	3	0	1	0
Hourly Average	2.92	0.50	0.08	0.00	2.58	0.00	1.25	0.08	2.08	0.00	0.50	0.00
1600 - 1605	0	0	0	0	2	0	1	0	2	0	0	0
1605 - 1610	0	0	0	0	3	0	0	0	3	0	0	0
1610 - 1615	2	1	0	0	6	1	2	0	5	0	1	0
1615 - 1620	0	0	0	0	5	0	1	0	6	0	0	0
1620 - 1625	0	0	0	0	3	0	1	0	4	0	0	0
1625 - 1630	6	0	1	0	4	0	1	0	3	0	0	0
1630 - 1635	5	0	0	0	3	0	1	0	2	0	0	0
1635 - 1640	2	0	0	0	3	0	2	0	3	0	0	0
1640 - 1645	0	0	0	0	3	0	1	0	2	0	0	0
1645 - 1650	0	0	0	0	1	0	1	0	3	0	0	0
1650 - 1655	3	1	0	0	3	0	1	0	5	0	0	0
1655 - 1700	0	0	0	0	2	1	2	0	5	0	0	0
Hourly Average	1.50	0.17	0.08	0.00	3.17	0.17	1.17	0.00	3.58	0.00	0.08	0.00
1700 - 1705	0	0	0	0	2	0	1	0	6	0	0	0
1705 - 1710	0	0	0	0	4	0	2	0	5	0	0	0
1710 - 1715	0	0	0	0	4	0	1	0	3	0	0	0
1715 - 1720	0	0	0	0	3	0	1	0	2	0	0	0
1720 - 1725	0	0	0	0	3	0	2	0	4	0	1	0
1725 - 1730	2	0	0	0	2	0	2	0	3	0	0	0
1730 - 1735	2	0	0	0	3	0	1	0	2	0	0	0
1735 - 1740	0	0	0	0	4	0	2	0	3	0	1	0
1740 - 1745	0	0	0	0	2	0	1	0	6	0	0	0
1745 - 1750	2	0	0	0	4	0	1	0	3	0	0	0
1750 - 1755	0	0	0	0	3	0	2	0	4	0	0	0
1755 - 1800	0	0	0	0	2	0	2	0	4	0	0	0
Hourly Average	0.50	0.00	0.00	0.00	3.00	0.00	1.50	0.00	3.75	0.00	0.17	0.00
1800 - 1805	2	0	0	0	2	0	1	0	2	0	0	0
1805 - 1810	0	0	0	0	3	0	1	0	2	0	0	0
1810 - 1815	0	0	0	0	2	0	4	0	3	0	0	0
1815 - 1820	0	0	0	0	2	0	2	0	2	0	0	0
1820 - 1825	0	0	0	0	3	0	1	0	2	0	0	0
1825 - 1830	0	0	0	0	2	0	0	0	2	0	0	0
1830 - 1835	0	0	0	0	3	0	1	0	2	0	0	0
1835 - 1840	0	0	0	0	1	0	1	0	2	0	0	0
1840 - 1845	0	0	0	0	1	0	1	0	1	0	0	0
1845 - 1850	0	0	0	0	2	0	1	0	2	0	0	0
1850 - 1855	0	0	0	0	2	0	1	0	0	0	0	0
1855 - 1900	0	0	0	0	1	0	1	0	2	0	0	0
Hourly Average	0.17	0.00	0.00	0.00	2.00	0.00	1.25	0.00	1.83	0.00	0.00	0.00
Session Total	0.99	0.10	0.01	0.00	2.29	0.15	0.89	0.08	2.03	0.06	0.15	0.00

Epsom
Queue Length Survey

Site 2 of 3
A24 South Street
Woodcote Road
A24 Dorking Road

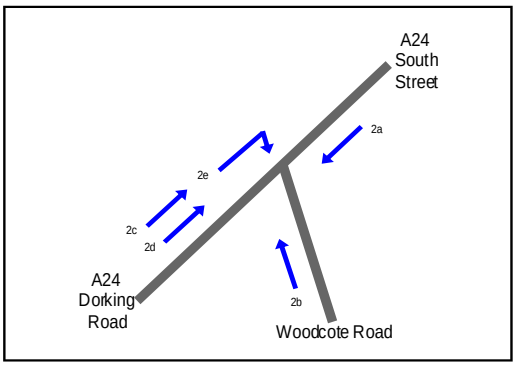

Lat/Long
lat 51.328668° lon -0.270543°

Date
Tuesday 12 November 2019

Weather
Cloudy
Temp: 6°C

0700 - 1900 (Tuesday 12H Session)

TIME	2a		2b		2c		2d		2e	
	Lights	Heavies	Lights	Heavies	Lights	Heavies	Lights	Heavies	Lights	Heavies
0700 - 0705	2	0	2	0	3	0	2	0	0	0
	6	0	4	0	9	0	0	0	0	0
	5	0	6	0	11	0	2	0	0	0
0705 - 0710	12	0	5	0	8	0	2	0	1	0
	8	0	4	0	8	0	0	0	2	0
	7	0	3	0	10	1	2	0	0	0
0710 - 0715	0	0	10	0	10	1	0	0	0	0
	8	0	7	0	10	0	0	0	0	0
	0	0	10	0	0	0	0	0	0	0
0715 - 0720	10	2	6	0	7	0	1	0	0	0
	11	2	6	3	10	2	2	0	0	0
	13	0	0	0	10	0	3	0	0	0
0720 - 0725	9	0	8	0	11	1	2	0	0	0
	11	0	8	0	12	0	1	0	0	0
	0	0	9	0	0	0	0	0	0	0
0725 - 0730	11	1	8	0	14	1	1	0	0	0
	11	1	9	0	10	0	2	0	0	0
	10	0	0	0	8	0	0	0	0	0
0730 - 0735	10	0	7	1	9	0	2	0	0	0
	11	1	10	0	10	0	1	0	0	0
	0	0	5	0	0	0	0	0	0	0
0735 - 0740	12	0	12	0	8	0	2	0	0	0
	10	0	9	1	9	1	5	0	0	0
	11	1	0	0	11	0	3	0	0	0
0740 - 0745	12	0	11	0	10	0	4	0	3	0
	9	0	10	0	12	0	1	0	2	0
0745 - 0750	11	0	9	0	10	0	0	0	0	0
	10	0	8	1	12	0	0	0	0	0
	9	0	6	0	10	0	0	0	0	0
0750 - 0755	10	0	0	0	11	0	2	0	0	0
	11	1	11	1	12	0	3	0	0	0
	12	0	8	0	10	0	2	0	0	0
0755 - 0800	11	0	10	0	8	0	1	0	0	0
	12	0	12	1	10	0	3	0	0	0
	10	1	9	0	9	0	2	0	0	0
0800 - 0805	10	0	10	1	11	0	2	0	0	0
	8	0	9	0	10	0	3	0	0	0
0805 - 0810	10	0	12	0	8	1	0	0	0	0
	11	1	10	1	5	0	0	0	0	0
	13	0	9	0	3	0	0	0	0	0
0810 - 0815	12	0	9	0	9	0	0	0	0	0
	11	1	8	0	6	2	1	0	0	0
	0	0	10	1	0	0	0	0	0	0
0815 - 0820	12	1	10	0	9	0	0	0	0	0
	10	1	12	0	8	1	0	0	0	0
	11	0	0	0	9	0	0	0	0	0
0820 - 0825	12	0	2	0	10	1	1	0	0	0
	13	1	4	1	8	0	0	0	0	0
0825 - 0830	14	0	10	0	0	0	0	0	0	0
	8	1	4	0	9	1	0	0	0	0

0830 - 0835	11	1	10	2	10	1	0	0	0	0
	13	0	7	0	12	0	1	0	0	0
	11	0	0	0	12	0	0	0	0	0
0835 - 0840	9	1	8	0	12	1	0	0	0	0
	11	0	6	3	11	0	0	0	0	0
	0	0	10	0	0	0	0	0	0	0
0840 - 0845	9	0	8	0	11	12	1	0	0	0
	10	0	7	1	12	0	0	0	0	0
	3	0	0	0	6	0	1	0	0	0
0845 - 0850	6	0	8	0	12	0	0	0	0	0
	9	1	9	0	9	0	0	0	0	0
0850 - 0855	9	0	7	1	8	0	1	0	0	0
	11	1	10	0	6	0	0	0	0	0
	13	0	0	0	9	1	0	0	0	0
0855 - 0900	6	1	12	0	5	0	0	0	0	0
	10	0	9	1	4	0	0	0	0	0
0900 - 0905	9	0	11	0	11	1	4	0	0	0
	6	0	10	2	6	1	0	0	0	0
	0	0	9	0	0	0	0	0	0	0
0905 - 0910	12	1	9	0	8	2	0	0	0	0
	7	2	8	1	6	1	0	0	0	0
	10	0	0	0	7	0	4	0	0	0
0910 - 0915	5	0	11	1	11	0	0	0	0	0
	9	1	8	0	9	1	3	0	0	0
0915 - 0920	6	0	10	0	7	1	1	0	0	0
	10	0	12	1	9	1	4	0	0	0
	9	2	0	0	7	0	0	0	0	0
0920 - 0925	3	0	10	1	6	0	0	0	0	0
	2	2	9	0	6	0	4	0	0	0
	0	0	11	0	0	0	0	0	0	0
0925 - 0930	7	0	12	0	6	0	0	0	0	0
	10	0	10	1	9	0	1	0	0	0
	1	0	0	0	6	0	1	0	0	0
0930 - 0935	3	0	9	0	5	2	1	0	0	0
	7	1	8	0	3	0	2	0	0	0
0935 - 0940	3	0	10	0	4	0	3	0	0	0
	4	1	12	0	7	0	6	0	0	0
	3	1	0	0	4	0	1	0	0	0
0940 - 0945	9	0	7	0	3	0	5	0	0	0
	5	2	5	1	6	1	4	0	0	0
	0	0	0	0	0	0	0	0	0	0
0945 - 0950	8	0	6	0	6	0	3	0	0	0
	7	1	7	1	5	1	2	0	0	0
	6	0	6	0	2	1	1	1	0	0
0950 - 0955	9	0	12	0	10	0	0	0	0	0
	10	0	6	1	12	0	0	0	0	0
0955 - 1000	8	0	7	1	6	1	2	0	0	0
1000 - 1005	7	0	9	1	4	1	0	0	0	0
	4	0	7	0	5	0	0	0	0	0
	6	0	0	0	4	0	0	0	0	0
1005 - 1010	5	1	6	0	3	0	0	0	0	0
	9	0	5	1	5	0	0	0	0	0
	8	0	9	1	9	1	2	0	0	0
1010 - 1015	9	0	7	0	7	0	1	0	0	0
	6	1	10	0	4	0	0	0	0	0
1015 - 1020	11	0	6	0	10	0	1	0	0	0
	4	1	9	1	6	1	0	0	0	0
	6	1	6	0	5	0	0	0	0	0
1020 - 1025	11	0	9	0	10	0	0	0	0	0
	9	0	3	0	9	1	0	0	0	0
1025 - 1030	11	0	7	0	5	0	0	0	1	0
	9	0	5	1	4	0	0	0	0	0
1030 - 1035	7	2	7	0	8	0	0	0	0	0
	5	2	9	0	8	0	2	0	0	0
	9	0	0	0	10	0	1	0	0	0
1035 - 1040	9	2	6	1	3	0	0	0	0	0
	1	0	6	0	6	0	0	0	0	0
	7	0	1	1	9	1	2	0	0	0

1040 - 1045	6	0	6	1	4	0	0	0	0	0
	1	0	2	0	7	0	1	0	0	0
	1	0	4	0	3	0	0	0	0	0
	2	0	0	0	6	0	0	0	0	0
1045 - 1050	11	0	6	0	12	1	0	0	0	0
	10	0	6	1	9	0	0	0	0	0
	11	0	4	1	8	0	0	0	0	0
	9	1	5	0	7	0	1	0	0	0
1050 - 1055	10	1	4	0	6	0	0	0	0	0
	12	0	5	1	3	0	2	0	0	0
	9	0	4	0	4	1	0	0	0	0
1055 - 1100	6	0	10	1	5	0	0	0	0	0
	10	1	9	0	7	2	1	0	0	0
	9	0	7	0	4	0	0	0	0	0
	11	1	5	0	9	1	0	0	0	0
	10	0	0	0	0	0	0	0	0	0
1100 - 1105	10	0	6	0	0	0	0	0	0	0
	11	1	7	1	4	0	0	0	0	0
	9	2	6	0	4	0	0	0	0	0
	8	0	5	1	6	0	0	0	0	0
1105 - 1110	10	1	11	1	8	1	1	0	0	0
	12	0	6	0	7	0	0	0	0	0
	9	0	4	1	6	0	0	0	0	0
1110 - 1115	6	0	9	2	5	0	0	0	0	0
	7	1	5	0	6	0	0	0	0	0
1115 - 1120	8	1	10	1	5	0	0	0	0	0
	7	0	8	0	7	0	1	0	0	0
	0	0	6	0	0	0	0	0	0	0
1120 - 1125	10	1	8	0	8	0	0	0	0	0
	9	1	5	1	5	1	0	0	0	0
	5	0	0	0	3	0	0	0	0	0
1125 - 1130	9	1	8	0	5	0	0	0	0	0
	8	0	4	1	7	0	0	0	0	0
1130 - 1135	10	0	8	0	9	1	0	0	0	0
	9	0	5	1	4	0	1	0	0	0
	4	1	0	0	6	0	0	0	0	0
1135 - 1140	8	0	6	0	5	0	0	0	0	0
	10	1	6	1	8	1	1	0	0	0
	9	0	7	0	4	0	0	0	0	0
1140 - 1145	4	0	7	0	5	0	0	0	0	0
	8	0	6	0	1	0	1	0	0	0
1145 - 1150	6	0	5	1	5	0	1	0	0	0
	5	0	2	1	2	0	0	0	0	0
	3	1	4	0	2	0	0	0	0	0
1150 - 1155	3	0	6	1	4	0	0	0	0	0
	6	0	5	0	5	0	2	0	0	0
1155 - 1200	4	0	5	1	3	1	1	0	0	0
	2	0	4	0	5	0	1	0	0	0
	3	0	4	0	4	0	1	0	0	0
1200 - 1205	3	0	7	0	5	0	1	0	0	0
	3	0	3	0	3	0	0	0	0	0
1205 - 1210	4	0	6	1	5	0	1	0	0	0
	2	0	5	0	4	0	2	0	0	0
1210 - 1215	7	0	11	1	3	2	2	0	0	0
	5	0	9	0	5	0	0	0	0	0
	11	0	0	0	4	0	0	0	0	0
1215 - 1220	10	0	7	0	6	0	1	0	0	0
	9	0	6	1	7	0	0	0	0	0
	3	2	5	0	6	0	0	0	0	0
1220 - 1225	8	0	5	1	4	0	0	0	0	0
	9	1	9	0	6	1	0	0	0	0
	6	0	0	0	8	0	0	0	0	0
1225 - 1230	4	0	7	0	5	0	1	0	0	0
	10	0	5	2	8	1	0	0	0	0
	12	0	2	0	3	0	0	0	0	0
1230 - 1235	8	0	9	2	6	0	0	0	0	0
	9	0	6	0	7	0	1	0	0	0
1235 - 1240	6	0	3	0	6	0	1	0	0	0
	7	0	5	0	4	0	1	0	0	0
	5	0	7	3	6	0	0	0	0	0

1240 - 1245	10	2	5	1	8	0	0	0	0	0
	9	0	6	1	10	0	1	0	0	0
	0	0	0	0	0	0	0	0	0	0
1245 - 1250	9	0	9	0	6	0	0	0	0	0
	11	1	7	0	7	0	2	0	0	0
	13	1	11	1	10	0	0	0	0	0
	0	0	0	0	0	0	0	0	0	0
1250 - 1255	12	0	6	0	9	0	0	0	0	0
	10	1	1	1	11	0	2	0	0	0
1255 - 1300	9	0	2	0	6	0	0	0	0	0
	12	1	4	0	4	0	1	0	0	0
	10	1	3	1	6	0	0	0	0	0
1300 - 1305	6	1	6	1	4	0	0	0	0	0
	7	0	4	1	3	0	1	0	0	0
1305 - 1310	5	0	5	1	6	0	0	0	0	0
	6	2	4	0	4	0	0	0	0	0
	5	1	5	0	5	0	2	0	0	0
1310 - 1315	6	0	4	0	6	0	0	0	0	0
	5	1	2	0	9	0	2	0	0	0
1315 - 1320	8	0	5	0	5	0	0	0	0	0
	6	0	3	1	3	0	2	0	0	0
	7	0	4	0	5	1	0	0	0	0
1320 - 1325	8	1	4	0	5	0	1	0	0	0
	1	0	1	0	3	0	0	0	0	0
1325 - 1330	6	0	5	0	9	0	0	0	0	0
	7	0	3	0	4	1	1	0	0	0
	6	0	1	0	5	0	1	0	0	0
1330 - 1335	6	1	2	0	7	0	0	0	0	0
	5	0	4	0	6	0	1	0	0	0
1335 - 1340	7	0	5	0	8	0	2	0	0	0
	6	1	4	1	5	0	0	0	0	0
1340 - 1345	8	1	10	0	6	0	0	0	0	0
	6	0	7	0	8	0	2	0	0	0
	7	1	0	0	4	1	0	0	0	0
1345 - 1350	6	1	6	0	5	0	0	0	0	0
	5	0	6	1	4	0	1	0	0	0
1350 - 1355	9	1	8	0	7	0	0	0	0	0
	10	0	5	0	3	0	0	0	0	0
	6	0	0	0	5	0	2	0	0	0
1355 - 1400	8	0	8	0	7	0	0	0	0	0
	6	1	6	0	3	0	0	0	0	0
	6	0	4	0	4	1	2	0	0	0
1400 - 1405	7	0	7	1	9	0	0	0	0	0
	5	1	10	0	6	0	0	0	0	0
1405 - 1410	9	0	12	0	7	0	0	0	0	0
	5	1	9	1	6	0	1	0	0	0
	7	0	7	0	4	0	0	0	0	0
1410 - 1415	7	0	11	0	6	0	0	0	0	0
	5	1	10	0	6	0	1	0	0	0
1415 - 1420	8	0	9	0	6	0	2	0	0	0
	6	1	8	1	5	0	0	0	0	0
1420 - 1425	9	0	11	1	7	0	1	0	0	0
	11	0	8	0	7	0	0	0	0	0
	8	1	0	0	5	1	0	0	0	0
1425 - 1430	11	0	10	0	5	1	0	0	0	0
	9	0	12	1	6	0	0	0	0	0
	10	0	9	0	8	0	0	0	0	0
1430 - 1435	10	1	10	1	6	0	2	0	0	0
	8	0	9	0	5	0	0	0	0	0
1435 - 1440	11	0	12	0	5	0	0	0	0	0
	9	0	10	1	5	0	2	0	0	0
1440 - 1445	9	0	9	0	5	0	0	0	0	0
	7	1	8	1	5	0	0	0	0	0
	8	1	0	0	4	0	0	0	0	0
1445 - 1450	8	1	10	0	5	0	1	0	0	0
	8	0	12	0	5	0	0	0	0	0
1450 - 1455	11	0	4	0	5	0	0	0	0	0
	12	0	6	0	4	0	1	0	0	0
	11	1	0	0	6	0	0	0	0	0

1455 - 1500	11	1	4	0	8	0	0	0	0	0
	8	1	3	0	7	0	0	0	0	0
1500 - 1505	10	2	7	0	6	1	0	0	0	0
	11	0	10	0	6	0	1	0	0	0
	6	0	0	0	10	0	0	0	0	0
1505 - 1510	10	1	6	3	5	0	2	0	0	0
	13	0	4	0	6	0	0	0	0	0
1510 - 1515	12	0	8	0	5	0	0	0	0	0
	9	0	9	1	6	0	0	0	0	0
	9	0	0	0	8	0	1	0	0	0
1515 - 1520	12	0	9	0	7	1	0	0	0	0
	7	1	5	0	2	0	0	0	0	0
1520 - 1525	11	0	10	0	5	0	0	0	0	0
	10	0	5	0	10	0	0	0	0	0
	10	2	0	0	6	1	0	0	0	0
1525 - 1530	15	0	9	1	9	0	0	0	0	0
	11	1	6	0	6	0	0	0	0	0
1530 - 1535	12	1	10	0	8	0	0	0	0	0
	7	0	6	0	8	2	0	0	0	0
	9	1	0	0	3	0	0	0	0	0
1535 - 1540	7	0	8	1	8	0	1	0	0	0
	10	0	6	0	7	1	0	0	0	0
	0	0	4	0	0	0	0	0	0	0
1540 - 1545	11	0	8	1	8	0	1	0	0	0
	12	1	5	0	5	0	0	0	0	0
	8	0	0	0	9	0	0	0	0	0
1545 - 1550	10	0	12	1	7	1	0	0	0	0
	8	2	9	0	8	0	2	0	0	0
1550 - 1555	10	1	9	0	9	1	0	0	0	0
	11	0	7	0	8	0	0	0	0	0
	12	0	0	0	6	0	0	0	0	0
1555 - 1600	11	1	10	1	7	1	0	0	0	0
	10	0	9	0	7	0	0	0	0	0
	0	0	6	0	0	0	0	0	0	0
1600 - 1605	9	1	8	0	7	0	1	0	0	0
	10	0	10	1	7	0	0	0	0	0
	8	3	0	0	5	0	0	0	0	0
1605 - 1610	12	0	12	1	7	1	0	0	0	0
	10	2	8	0	5	0	1	0	0	0
1610 - 1615	10	1	2	0	7	0	2	0	0	0
	9	1	4	0	6	0	0	0	0	0
	11	0	0	0	8	0	0	0	0	0
1615 - 1620	9	1	5	0	9	0	0	0	0	0
	7	1	4	1	5	0	1	0	0	0
1620 - 1625	12	0	10	1	8	0	0	0	0	0
	10	1	7	0	2	1	1	0	0	0
	11	0	10	0	6	0	0	0	0	0
1625 - 1630	11	0	6	0	6	1	2	0	0	0
	9	0	6	3	4	1	0	0	0	0
1630 - 1635	12	0	8	0	6	0	0	0	0	0
	9	0	8	0	10	0	0	0	0	0
	7	1	9	1	8	1	0	0	0	0
1635 - 1640	11	0	8	0	6	0	0	0	0	0
	12	1	9	1	10	0	2	0	0	0
1640 - 1645	11	0	7	1	9	0	2	0	0	0
	12	1	10	0	8	1	0	0	0	0
	9	1	5	0	0	0	0	0	0	0
1645 - 1650	13	0	12	0	10	0	2	0	0	0
	10	2	9	1	7	0	1	0	0	0
1650 - 1655	12	1	11	0	4	0	1	0	0	0
	11	0	10	1	8	0	0	0	0	0
	10	1	8	0	6	1	0	0	0	0
1655 - 1700	7	1	9	0	4	0	0	0	0	0
	11	0	8	1	5	1	0	0	0	0
1700 - 1705	12	1	11	1	6	0	0	0	0	0
	11	0	8	0	3	0	0	0	0	0
	9	1	9	0	0	0	0	0	0	0
1705 - 1710	9	0	10	0	8	0	1	0	0	0
	7	1	12	1	3	0	0	0	0	0

1710 - 1715	10	0	10	1	7	0	0	0	0	0
	12	1	9	0	9	0	2	0	0	0
1715 - 1720	11	1	12	0	0	0	0	0	0	0
	13	0	10	1	10	0	2	0	0	0
	10	2	0	0	7	0	1	0	0	0
1720 - 1725	8	0	9	1	9	0	0	0	0	0
	12	1	8	0	4	0	2	0	0	0
1725 - 1730	12	0	10	0	8	0	0	0	0	0
	7	1	12	1	4	0	0	0	0	0
	11	0	8	0	5	0	0	0	0	0
1730 - 1735	11	0	2	0	7	0	0	0	0	0
	12	1	4	0	6	0	0	0	0	0
1735 - 1740	7	0	5	0	5	0	1	0	0	0
	9	1	4	1	8	0	0	0	0	0
1740 - 1745	12	1	10	1	9	0	2	0	0	0
	12	0	7	0	2	0	0	0	0	0
	10	2	0	0	8	0	0	0	0	0
1745 - 1750	13	0	6	0	10	0	2	0	0	0
	10	2	6	3	7	0	1	0	0	0
1750 - 1755	12	2	8	0	4	1	0	0	0	0
	11	0	8	0	8	0	0	0	0	0
	9	0	9	1	5	0	0	0	0	0
1755 - 1800	7	1	8	0	4	0	0	0	0	0
	11	2	9	0	5	0	1	0	0	0
1800 - 1805	12	1	7	1	6	0	0	0	0	0
	11	0	10	0	3	1	0	0	0	0
	9	1	5	0	0	0	0	0	0	0
1805 - 1810	9	0	12	0	8	0	0	0	0	0
	7	1	9	1	3	0	3	0	0	0
1810 - 1815	9	0	11	0	7	0	0	0	0	0
	12	0	10	1	9	0	2	0	0	0
	12	1	8	0	2	0	0	0	0	0
1815 - 1820	10	2	9	0	9	0	0	0	0	0
	13	0	8	1	10	0	2	0	0	0
1820 - 1825	10	0	11	1	9	0	0	0	0	0
	12	1	8	0	7	0	2	0	0	0
1825 - 1830	10	2	10	0	9	0	0	0	0	0
	7	1	12	1	7	0	1	0	0	0
	11	0	0	0	5	1	0	0	0	0
1830 - 1835	11	0	10	1	5	0	0	0	0	0
	12	1	9	0	6	0	1	0	0	0
	0	0	5	0	0	0	0	0	0	0
1835 - 1840	7	0	12	0	5	0	0	0	0	0
	9	1	10	1	8	0	1	0	0	0
	7	0	0	0	3	1	0	0	0	0
1840 - 1845	9	0	9	0	9	0	1	0	0	0
	7	1	8	0	6	0	0	0	0	0
1845 - 1850	9	0	10	1	9	0	0	0	0	0
	11	0	6	0	7	0	1	0	0	0
	12	2	0	0	6	1	0	0	0	0
1850 - 1855	10	2	9	0	6	0	1	0	0	0
	11	0	6	1	9	0	0	0	0	0
1855 - 1900	10	2	5	0	7	0	0	0	0	0
	9	0	6	0	9	2	0	0	0	0
	9	0	0	0	5	0	0	0	0	0

Date
Wednesday 13 November 2019

Weather
Cloudy
Temp: 8°C

0700 - 1900 (Wednesday 12H Session)

TIME	2a		2b		2c		2d		2e	
	Lights	Heavies	Lights	Heavies	Lights	Heavies	Lights	Heavies	Lights	Heavies
0700 - 0705	2	0	3	1	3	0	1	0	0	0
	2	1	6	1	6	0	3	0	0	0
	3	0	7	0	15	0	0	0	0	0
0705 - 0710	12	0	5	0	3	0	4	0	0	0
	10	0	3	0	4	0	1	0	0	0
	8	0	6	0	6	1	2	0	0	0
0710 - 0715	1	0	9	0	14	0	0	0	0	0
	16	0	10	0	5	0	1	0	0	0
	8	2	0	0	8	0	0	0	0	0
0715 - 0720	7	2	9	0	8	1	3	0	0	0
	13	0	7	1	10	0	0	0	0	0
	0	0	8	0	0	0	0	0	0	0
0720 - 0725	8	1	2	1	9	1	0	0	0	0
	14	0	5	0	11	1	3	0	0	0
	12	0	0	0	9	0	0	0	0	0
0725 - 0730	13	1	8	1	9	1	1	0	0	0
	14	2	13	0	11	0	0	0	0	0
0730 - 0735	1	0	8	0	9	0	2	0	0	0
	16	1	5	0	7	0	1	0	0	0
	16	2	0	0	6	0	0	0	0	0
0735 - 0740	12	0	5	1	3	0	2	0	0	0
	11	0	9	0	4	0	2	0	0	0
0740 - 0745	14	0	9	0	4	0	2	0	0	0
	11	1	9	0	9	0	2	0	0	0
	10	0	0	0	6	1	1	0	0	0
0745 - 0750	12	2	11	0	14	0	2	0	0	0
	9	0	8	1	16	0	3	0	0	0
0750 - 0755	11	0	6	1	12	1	1	0	0	0
	11	1	11	0	15	0	1	0	0	0
	13	2	0	0	17	0	2	0	0	0
0755 - 0800	12	0	12	0	17	0	2	0	0	0
	10	1	11	0	18	0	2	0	0	0
0800 - 0805	15	0	10	1	14	0	1	0	0	0
	9	1	13	0	16	0	0	0	0	0
	11	1	8	0	10	1	1	0	0	0
0805 - 0810	11	0	8	1	14	0	3	0	0	0
	10	0	11	0	13	0	0	0	0	0
0810 - 0815	15	1	7	1	14	1	2	0	0	0
	12	1	11	0	13	2	2	0	0	0
0815 - 0820	11	2	8	0	15	0	0	0	0	0
	14	0	6	0	12	2	0	0	0	0
	12	1	0	0	14	0	2	0	0	0
0820 - 0825	9	1	7	1	16	0	2	0	0	0
	8	2	8	0	10	0	3	0	0	0
0825 - 0830	13	0	11	1	16	0	1	0	0	0
	12	0	9	0	17	0	2	0	0	0
	12	1	0	0	7	2	1	1	0	0
0830 - 0835	13	1	6	0	10	1	1	0	0	0
	11	0	7	0	10	2	1	0	0	0
0835 - 0840	4	0	9	0	6	1	1	0	0	0
	1	0	7	2	10	1	1	0	0	0
	8	0	7	1	17	0	2	0	0	0
0840 - 0845	10	1	8	1	14	0	0	0	0	0
	4	0	7	1	7	1	1	0	0	0
0845 - 0850	5	1	11	0	9	1	0	0	3	0
	8	2	5	0	14	0	1	0	0	0
0850 - 0855										
0855 - 0900	7	1	6	0	12	0	3	0	0	0
	7	2	5	0	3	0	2	0	0	0

0900 - 0905	7	0	11	0	3	0	0	0	0	0
	11	0	3	0	5	1	3	0	0	0
	10	0	0	0	2	0	1	0	0	0
0905 - 0910	6	1	9	1	6	0	0	0	0	0
	8	1	7	0	2	2	1	0	0	0
0910 - 0915	5	1	6	1	6	0	0	0	0	0
	3	1	4	0	4	0	2	0	0	0
	8	0	4	1	11	0	0	0	0	0
0915 - 0920	4	1	6	0	11	0	0	0	0	0
	7	0	2	1	3	0	1	1	0	0
0920 - 0925	11	1	6	1	2	0	1	0	0	0
	9	0	4	1	11	0	0	0	0	0
	0	1	0	0	5	2	1	0	0	0
0925 - 0930	4	0	3	0	3	1	0	0	0	0
	11	0	5	0	6	0	0	0	0	0
0930 - 0935	7	0	3	1	3	0	2	0	0	0
	8	1	4	1	5	0	0	0	0	0
	6	0	0	0	6	0	1	0	0	0
0935 - 0940	3	0	6	0	8	0	0	0	0	0
	4	1	9	0	7	1	0	0	0	0
0940 - 0945	8	1	5	0	6	0	0	0	0	0
	9	0	5	0	8	0	1	0	0	0
	10	1	0	0	7	0	3	0	0	0
0945 - 0950	8	0	4	0	8	1	1	0	0	0
	7	1	5	0	10	0	0	0	0	0
0950 - 0955	11	1	4	0	10	0	0	1	0	0
	7	0	5	1	5	0	0	0	0	0
	8	0	0	0	4	0	0	0	0	0
0955 - 1000	11	0	6	1	3	0	0	0	0	0
	8	1	4	0	6	0	0	0	0	0
1000 - 1005	10	1	5	0	5	1	0	0	0	0
	8	0	4	0	4	0	1	0	0	0
	9	1	0	0	3	0	1	0	0	0
1005 - 1010	9	0	5	0	4	1	1	0	0	0
	10	1	4	0	3	2	1	0	0	0
1010 - 1015	10	1	6	0	3	0	1	0	0	0
	9	1	7	1	5	1	2	0	0	0
	8	0	0	0	10	0	0	0	0	0
1015 - 1020	7	1	5	0	8	0	0	0	0	0
	10	0	7	1	7	0	1	0	0	0
	9	0	3	0	9	1	1	0	0	0
	9	1	5	1	6	0	3	0	0	0
	7	0	5	0	4	0	0	0	0	0
1020 - 1025	9	1	5	0	4	0	0	0	0	0
	8	1	4	0	2	0	1	0	0	0
	7	0	6	1	2	0	1	0	0	0
	7	0	6	0	6	0	2	0	0	0
1025 - 1030	6	1	5	1	4	0	2	0	0	0
	7	0	4	0	8	1	0	0	0	0
1030 - 1035	4	0	5	1	6	1	2	0	0	0
	4	1	6	0	4	1	2	0	0	0
	8	0	4	0	4	0	3	0	0	0
	2	0	5	0	6	0	1	0	0	0
1035 - 1040	11	0	5	0	1	0	2	0	0	0
	2	0	6	0	1	0	1	1	0	0
	8	0	7	0	8	0	1	0	0	0
	8	0	4	0	5	1	0	1	0	0
	3	1	4	0	2	0	1	0	0	0
1040 - 1045	10	1	5	0	8	1	0	0	0	0
	4	0	4	0	8	1	0	0	0	0
	10	0	4	1	5	0	1	0	0	0
	9	1	5	0	8	0	1	1	0	0
	8	0	0	0	2	0	0	0	0	0
1045 - 1050	8	0	5	0	6	0	0	0	0	0
	9	0	4	0	8	1	0	0	0	0
	9	0	6	1	6	0	0	0	0	0
	7	1	5	0	4	0	1	0	0	0
	8	0	5	0	6	0	0	0	0	0
1050 - 1055	7	1	5	0	9	0	0	0	0	0
	9	1	4	0	5	0	0	0	0	0
	12	1	6	1	4	0	0	1	0	0
	11	1	4	0	4	0	0	0	0	0
	3	0	4	0	8	0	2	0	0	0

1055 - 1100	4	1	5	0	3	0	0	0	0	0
	3	0	2	0	4	0	0	0	0	0
	7	0	6	1	7	0	4	1	0	0
	7	0	4	0	6	0	1	0	0	0
1100 - 1105	3	0	6	1	6	0	3	0	0	0
	1	0	5	0	3	0	2	0	0	0
	3	0	4	0	5	1	0	0	0	0
	9	0	4	1	5	0	1	0	0	0
1105 - 1110	8	0	5	0	6	1	0	0	0	0
	9	0	6	1	7	0	3	0	0	0
	7	1	4	0	0	0	0	0	0	0
	5	0	5	1	0	0	0	0	0	0
	2	0	6	0	9	0	0	0	0	0
1110 - 1115	4	0	5	0	3	0	1	0	0	0
	3	2	4	0	7	1	2	0	0	0
1115 - 1120	4	0	0	0	7	0	0	0	0	0
	6	0	5	0	8	0	2	0	0	0
	5	0	2	1	6	0	1	0	0	0
	3	0	3	1	5	0	1	0	0	0
1120 - 1125	3	2	5	0	4	0	1	0	0	0
	5	0	7	0	3	1	2	0	0	0
1125 - 1130	5	0	6	0	5	0	2	0	0	0
	3	0	3	1	5	0	0	0	0	0
	6	0	5	0	7	1	3	0	0	0
	4	0	5	0	6	1	0	0	0	0
1130 - 1135	4	0	4	0	5	1	1	1	0	0
	1	0	3	1	4	0	3	0	0	0
1135 - 1140	4	0	5	0	6	0	1	0	0	0
	1	0	3	1	9	1	2	0	0	0
1140 - 1145	2	0	5	1	6	1	4	0	0	0
	2	0	6	0	5	0	0	0	0	0
	1	0	0	0	5	0	2	0	0	0
1145 - 1150	5	0	4	0	5	0	4	0	0	0
	4	1	3	0	5	0	0	0	0	0
1150 - 1155	6	0	5	0	5	0	4	0	0	0
	8	1	4	1	4	0	4	0	0	0
	5	0	0	0	5	0	0	0	0	0
1155 - 1200	5	1	5	1	5	1	3	0	0	0
	6	0	3	0	4	0	5	0	0	0
1200 - 1205	7	1	3	0	5	1	5	0	0	0
	5	0	4	0	4	0	4	1	0	0
	5	0	0	0	4	0	0	0	0	0
1205 - 1210	8	1	5	0	5	1	4	0	0	0
	9	0	4	0	6	0	0	0	0	0
1210 - 1215	7	1	4	0	4	0	0	0	0	0
	7	0	4	1	6	1	5	0	0	0
	6	0	6	1	4	0	4	0	0	0
1215 - 1220	7	1	5	0	5	0	4	0	0	0
	8	0	4	1	4	1	3	0	0	0
1220 - 1225	4	0	4	0	5	0	4	0	0	0
	6	0	5	0	3	0	4	1	0	0
	1	1	5	1	5	0	0	0	0	0
1225 - 1230	5	0	5	1	4	0	4	0	0	0
	7	2	4	0	6	0	0	0	0	0
1230 - 1235	9	2	4	0	4	0	0	0	0	0
	10	1	5	1	4	0	4	0	0	0
	9	1	5	0	5	0	3	0	0	0
1235 - 1240	6	0	5	1	4	0	5	0	0	0
	7	0	4	0	5	1	0	0	0	0
1240 - 1245	7	0	5	0	5	0	0	0	0	0
	10	1	6	1	4	0	4	0	0	0
	9	1	4	0	5	1	4	0	0	0
1245 - 1250	10	1	4	0	4	1	5	0	0	0
	7	1	6	1	5	0	0	0	0	0
1250 - 1255	11	1	5	0	5	0	4	1	0	0
	9	0	4	1	6	1	0	0	0	0
	9	1	4	0	4	0	0	0	0	0
1255 - 1300	6	1	4	0	5	1	5	1	0	0
	8	0	4	0	4	0	0	0	0	0

1300 - 1305	11	0	4	0	4	0	0	0	0	0
	7	0	4	0	5	1	5	1	0	0
	8	0	3	0	4	0	0	0	0	0
1305 - 1310	10	0	4	0	4	1	5	0	0	0
	11	0	3	0	4	0	0	0	0	0
1310 - 1315	10	2	4	0	9	0	5	0	0	0
	11	0	6	1	8	1	0	0	0	0
	9	0	4	0	6	0	4	0	0	0
1315 - 1320	10	0	5	0	5	0	0	0	0	0
	7	0	6	1	3	0	4	0	0	0
1320 - 1325	8	0	5	0	4	0	4	0	0	0
	7	2	4	1	4	1	0	0	0	0
	9	0	3	0	0	0	0	0	0	0
1325 - 1330	9	1	5	0	5	0	4	0	0	0
	7	0	3	0	4	0	0	0	0	0
1330 - 1335	8	2	5	0	6	2	4	1	0	0
	11	0	4	0	8	1	0	0	0	0
	8	0	5	0	6	1	4	0	0	0
1335 - 1340	10	1	4	0	4	0	0	0	0	0
	6	0	6	1	5	1	4	0	0	0
1340 - 1345	8	0	6	0	4	0	0	0	0	0
	6	1	4	1	4	1	5	0	0	0
1345 - 1350	9	0	6	1	0	0	0	0	0	0
	7	0	4	0	4	0	5	0	0	0
	8	1	0	0	6	1	0	0	0	0
1350 - 1355	7	0	4	0	4	0	5	0	0	0
	8	1	6	0	6	1	3	0	0	0
1355 - 1400	6	1	5	0	4	1	0	0	0	0
	9	0	4	0	5	0	5	1	0	0
	8	0	0	0	0	0	0	0	0	0
1400 - 1405	6	0	4	0	7	1	5	0	0	0
	7	1	4	0	5	0	0	0	0	0
1405 - 1410	7	0	5	0	5	0	0	0	0	0
	8	0	4	0	6	1	4	0	0	0
	6	1	0	0	4	0	3	0	0	0
1410 - 1415	6	1	5	0	5	0	4	0	0	0
	8	0	4	0	6	1	0	0	0	0
1415 - 1420	7	0	5	0	4	0	0	0	0	0
	8	1	4	0	5	1	3	0	0	0
	6	0	6	0	4	0	0	0	0	0
1420 - 1425	7	1	4	0	4	0	0	0	0	0
	6	0	4	0	4	1	4	0	0	0
1425 - 1430	6	1	3	0	5	0	4	0	0	0
	9	0	4	1	4	1	0	0	0	0
	8	0	0	0	4	0	0	0	0	0
1430 - 1435	7	0	4	0	5	1	3	0	0	0
	8	1	4	1	4	0	0	0	0	0
1435 - 1440	8	0	5	1	4	0	5	0	0	0
	9	1	4	0	3	0	0	0	0	0
	7	0	4	0	6	1	0	0	0	0
1440 - 1445	11	0	4	0	7	0	0	0	0	0
	9	1	6	1	5	1	4	0	0	0
1445 - 1450	8	1	3	0	4	0	0	0	0	0
	7	0	4	0	5	1	5	0	0	0
	6	0	0	0	4	0	0	0	0	0
1450 - 1455	9	0	4	0	4	0	4	0	0	0
	6	1	5	1	5	1	0	0	0	0
1455 - 1500	9	1	4	1	5	0	3	0	0	0
	7	1	3	0	4	0	0	0	0	0
	8	0	0	0	4	0	0	0	0	0
1500 - 1505	6	1	4	0	5	0	0	0	0	0
	9	0	5	1	4	0	4	0	0	0
1505 - 1510	7	1	4	1	4	1	4	0	0	0
	6	0	3	0	5	0	0	0	0	0
	7	1	0	0	4	0	3	0	0	0
1510 - 1515	7	1	5	1	5	1	4	0	0	0
	8	0	5	0	4	0	0	0	0	0

1515 - 1520	7	1	4	1	5	0	0	0	0	0
	9	0	3	0	4	1	3	0	0	0
	5	0	6	0	2	0	0	0	0	0
1520 - 1525	8	1	4	0	5	0	4	0	0	0
	7	0	3	0	4	1	0	0	0	0
1525 - 1530	10	1	3	0	5	0	3	0	0	0
	7	0	4	0	3	0	0	0	0	0
	9	1	4	0	4	0	0	0	0	0
1530 - 1535	8	0	4	0	5	1	4	0	0	0
	10	1	3	1	4	0	0	0	0	0
1535 - 1540	6	0	4	0	4	0	0	0	0	0
	8	0	3	0	5	1	4	0	0	0
	10	1	5	1	6	0	0	0	0	0
1540 - 1545	8	1	4	0	4	0	0	0	0	0
	9	0	3	1	5	1	0	0	0	0
1545 - 1550	8	0	4	0	4	0	4	0	0	0
	9	0	5	0	6	1	0	0	0	0
	11	1	4	1	3	0	5	0	0	0
1550 - 1555	9	0	4	0	3	0	0	0	0	0
	11	1	4	0	4	0	4	0	0	0
1555 - 1600	10	0	4	0	5	0	5	0	0	0
	9	0	5	1	4	0	0	0	0	0
	6	1	4	0	5	1	0	0	0	0
1600 - 1605	0	0	0	0	0	0	0	0	0	0
	9	0	3	0	5	0	3	0	0	0
	7	1	5	1	3	0	0	0	0	0
1605 - 1610	6	1	5	0	4	1	4	0	0	0
	8	1	6	1	6	0	0	0	0	0
	7	1	4	0	0	0	3	0	0	0
1610 - 1615	8	0	5	1	4	0	0	0	0	0
	11	1	4	0	6	1	3	0	0	0
1615 - 1620	9	0	6	1	4	0	4	0	0	0
1620 - 1625	9	1	4	0	4	0	4	1	3	0
	7	2	5	1	6	1	0	0	0	0
	8	0	0	0	4	0	0	0	0	0
1625 - 1630	0	0	0	0	0	0	0	0	0	0
	9	0	6	1	5	1	4	0	0	0
	6	2	4	0	6	0	0	0	0	0
1630 - 1635	9	0	5	0	4	1	0	0	0	0
	7	1	4	1	5	0	4	0	0	0
	9	1	0	0	4	0	0	0	0	0
1635 - 1640	7	1	4	1	5	1	0	0	0	0
	8	0	5	0	4	0	0	0	0	0
1640 - 1645	9	1	4	0	5	1	0	0	0	0
	7	0	6	1	4	1	4	0	1	0
	8	1	4	0	6	0	0	0	0	0
1645 - 1650	9	0	4	0	0	0	0	0	0	0
	11	1	5	1	0	0	0	0	0	0
1650 - 1655	12	0	5	1	4	1	4	0	0	0
	9	1	4	0	5	0	0	0	0	0
1655 - 1700	10	1	6	1	5	0	4	0	0	0
	9	1	4	0	4	1	0	0	0	0
	9	0	0	0	5	0	4	0	0	0
1700 - 1705	11	1	6	0	5	1	3	0	0	0
	11	0	6	1	3	0	0	0	0	0
1705 - 1710	9	1	5	1	4	0	4	1	0	0
	10	1	4	0	6	1	3	0	0	0
	9	1	4	0	4	0	0	0	0	0
1710 - 1715	9	1	5	0	4	0	4	0	0	0
	10	1	4	1	5	1	0	0	0	0
1715 - 1720	11	1	5	1	6	1	5	0	0	0
	9	0	5	0	5	0	0	0	0	0
	9	1	4	1	5	1	0	0	0	0
1720 - 1725	12	1	4	0	5	1	2	0	0	0
	10	1	6	1	5	0	0	0	0	0
1725 - 1730	10	1	4	0	5	1	5	1	0	0
	12	1	5	1	4	0	0	0	0	0

1730 - 1735	12	1	5	1	4	1	3	0	0	0
	9	1	6	0	5	0	0	0	0	0
	7	0	0	0	0	0	0	0	0	0
1735 - 1740	10	1	5	1	4	1	4	0	0	0
	8	1	4	1	4	0	0	0	0	0
1740 - 1745	10	1	5	1	4	1	4	0	0	0
	9	1	4	0	5	0	0	0	0	0
	9	0	0	0	0	0	0	0	0	0
1745 - 1750	9	1	4	1	5	1	4	0	0	0
	11	0	5	0	0	0	0	0	0	0
1750 - 1755	11	1	5	1	4	1	3	0	0	0
	8	0	4	0	5	0	0	0	0	0
	12	1	4	0	4	1	0	0	0	0
1755 - 1800	10	1	5	0	4	1	4	0	0	0
	11	0	4	0	5	0	0	0	0	0
1800 - 1805	7	1	5	1	5	1	0	0	0	0
	6	1	5	0	6	0	0	0	0	0
1805 - 1810	6	0	5	0	5	1	4	0	0	0
	8	1	5	1	4	0	0	0	0	0
	7	1	0	0	5	0	0	0	0	0
1810 - 1815	6	1	6	1	5	0	3	0	0	0
	7	0	5	1	4	0	0	0	2	0
1815 - 1820	6	1	5	0	5	0	4	1	0	0
	7	1	4	0	5	1	5	0	0	0
	8	1	6	1	4	1	0	0	0	0
1820 - 1825	9	1	5	1	5	1	4	0	0	0
	7	2	4	0	4	0	0	0	0	0
1825 - 1830	9	0	7	1	5	0	0	0	0	0
	7	1	6	0	4	1	3	0	0	0
	7	1	0	0	4	1	0	0	0	0
1830 - 1835	9	1	5	0	5	0	0	0	0	0
	11	1	4	1	4	1	4	0	0	0
1835 - 1840	9	1	5	1	5	0	0	0	0	0
	6	1	4	0	4	0	4	0	0	0
	9	0	4	1	4	1	0	0	0	0
1840 - 1845	8	1	6	1	5	1	3	0	0	0
	9	1	4	0	5	0	0	0	0	0
1845 - 1850	4	1	5	1	5	1	0	0	0	0
	6	1	4	0	5	0	4	0	0	0
1850 - 1855	6	1	4	1	0	0	0	0	0	0
	7	1	5	0	4	1	4	0	0	0
	8	0	0	0	5	0	0	0	0	0
1855 - 1900	9	1	4	0	4	1	4	0	0	0
	7	0	5	1	4	0	0	0	0	0

Epsom
Queue Length Survey

Site 3 of 3
A24 Ashley Avenue
A24 South Street (South)
A24 South Street (North)

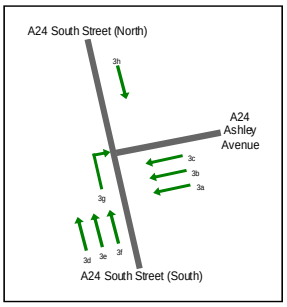

Lat/Long
lat 51.331135° lon -0.270433°

Date
Tuesday 12 November 2019

Weather
Cloudy
Temp: 6°C

0700 - 1900 (Tuesday 12H Session)

TIME	3a		3b		3c		3d		3e		3f		3g		3h	
	Lights	Heavies	Lights	Heavies	Lights	Heavies	Lights	Heavies	Lights	Heavies	Lights	Heavies	Lights	Heavies	Lights	Heavies
0700 - 0705	6	0	5	0	0	0	4	0	5	0	0	0	0	0	3	0
	1	0	2	0	2	0	8	0	1	0	1	0	0	0	4	1
	7	0	10	0	2	0	5	0	5	0	1	0	0	0	1	0
0705 - 0710	0	0	0	0	0	0	0	0	0	0	0	0	0	0	0	0
	16	2	14	1	3	0	3	0	5	0	1	0	0	0	3	0
	1	1	4	0	0	1	3	0	2	0	0	0	0	0	4	0
	0	0	0	0	0	0	3	1	2	0	0	0	0	0	0	0
0710 - 0715	0	0	10	0	0	0	3	0	4	0	0	0	0	0	7	0
	6	0	22	0	4	0	6	0	5	0	2	0	0	0	0	0
	23	1	19	1	2	0	0	0	0	0	0	0	0	0	0	0
0715 - 0720	6	1	8	0	4	0	4	0	3	1	1	0	0	0	4	0
	9	1	7	1	2	0	2	0	5	0	1	0	0	0	3	0
	0	0	0	0	0	0	3	0	4	0	1	0	0	0	9	0
0720 - 0725	16	0	14	1	2	0	3	0	5	0	1	0	0	0	8	0
	10	0	7	0	1	1	3	0	3	0	0	0	0	0	4	0
	11	0	11	0	2	0	0	0	0	0	0	0	0	0	0	0
0725 - 0730	8	1	12	0	3	0	4	0	5	0	1	0	0	0	8	0
	2	0	3	0	1	1	2	0	4	0	6	0	0	0	4	0
	0	0	0	0	0	0	3	0	6	0	4	0	0	0	9	0
0730 - 0735	9	0	9	0	2	0	7	0	3	2	2	0	0	0	8	0
	11	0	10	1	1	0	5	0	1	0	3	1	0	0	5	0
	12	0	7	1	2	0	0	0	0	0	0	0	0	0	0	0
0735 - 0740	17	2	15	0	2	0	1	0	6	0	1	0	0	0	10	0
	15	0	7	1	3	0	3	0	7	0	0	0	0	0	7	0
	0	0	0	0	0	0	3	2	6	0	0	0	0	0	9	0
0740 - 0745	15	1	13	0	2	0	8	0	4	0	0	0	0	0	10	0
	10	0	4	1	2	1	4	0	6	0	0	0	0	0	8	0
	14	0	10	0	2	0	0	0	0	0	0	0	0	0	0	0
0745 - 0750	13	1	12	1	4	0	4	0	5	0	1	0	0	0	5	0
	5	2	11	0	4	0	2	0	1	1	1	0	0	0	6	0
	0	0	0	0	0	0	3	0	3	0	2	0	0	0	9	0
0750 - 0755	16	0	10	1	5	0	4	0	6	0	0	0	0	0	7	0
	10	1	9	0	4	0	4	0	7	0	1	0	0	0	2	0
	19	0	14	0	2	0	0	0	0	0	0	0	0	0	0	0
0755 - 0800	11	0	9	0	7	1	6	0	6	0	1	0	0	0	3	0
	9	1	9	0	3	0	7	0	3	0	1	0	0	0	3	0
	0	0	0	0	0	0	5	0	3	0	0	0	0	0	4	0
0800 - 0805	19	0	8	2	1	0	4	0	4	1	1	0	0	0	5	0
	5	0	7	0	4	1	5	0	6	0	3	0	0	0	0	0
	3	1	9	1	5	0	0	0	0	0	0	0	0	0	0	0
0805 - 0810	5	1	4	0	3	0	3	0	6	1	1	0	0	0	8	0
	19	0	14	0	2	0	6	0	5	0	2	0	0	0	2	0
	0	0	0	0	0	0	3	0	5	0	1	0	0	0	0	0
0810 - 0815	8	0	6	0	6	0	6	0	5	0	1	0	0	0	1	0
	10	0	8	0	1	0	7	0	7	0	0	0	0	0	4	0
	15	2	16	0	3	0	0	0	0	0	0	0	0	0	0	0
0815 - 0820	3	1	10	1	4	0	3	0	7	0	0	0	0	0	9	0
	4	0	8	1	0	0	12	0	3	0	0	0	0	0	9	0
	0	0	0	0	0	0	10	0	4	0	0	0	0	0	6	0
0820 - 0825	9	0	9	0	2	0	8	0	4	0	1	0	0	0	8	0
	7	1	10	0	3	0	7	0	15	1	1	0	0	0	3	0
	12	1	13	1	5	0	0	0	0	0	0	0	0	0	0	0
0825 - 0830	12	1	16	0	3	1	10	0	6	0	0	0	0	0	2	0
	16	0	16	1	2	0	8	0	13	0	0	0	0	0	4	0
	0	0	0	0	0	0	11	0	13	0	1	0	0	0	3	0
0830 - 0835	19	0	13	0	6	0	10	0	6	0	2	0	0	0	0	0
	20	0	17	1	3	0	7	0	4	0	3	0	0	0	3	0
	8	0	12	0	5	0	0	0	0	0	0	0	0	0	0	0
0835 - 0840	13	0	11	1	3	0	8	0	4	0	1	0	0	0	2	0
	7	0	4	0	5	0	4	0	9	0	0	0	0	0	2	0
	0	0	0	0	0	0	4	0	4	1	0	0	0	0	1	0
0840 - 0845	11	0	7	0	8	1	3	0	5	0	1	0	0	0	4	0
	16	0	6	0	4	0	4	0	4	1	0	0	0	0	1	0
	8	1	10	0	1	2	0	0	0	0	0	0	0	0	0	0
0845 - 0850	5	0	12	0	3	0	4	0	3	1	1	0	0	0	0	0
	8	0	6	0	2	0	7	0	3	0	0	0	0	0	7	0
	0	0	0	0	0	0	2	0	8	0	3	0	0	0	0	0
0850 - 0855	8	0	8	0	4	0	4	0	6	0	2	0	0	0	4	0
	6	2	8	0	1	0	2	0	6	0	5	0	0	0	2	0
	10	0	7	0	3	0	0	0	0	0	0	0	0	0	0	0
0855 - 0900	13	0	7	0	2	1	8	0	3	1	2	0	0	0	3	0
	15	0	4	2	4	1	4	0	5	0	3	0	0	0	0	0
	0	0	0	0	0	0	8	1	12	0	0	0	0	0	4	0
0900 - 0905	12	0	8	1	5	0	6	0	4	0	2	0	0	0	0	0
	10	0	4	1	4	1	2	0	11	0	0	0	0	0	5	0
0905 - 0910	11	2	10	2	5	0	5	0	3	0	9	0	0	0	0	0
	14	1	13	0	1	1	7	0	9	0	1	0	0	0	7	0
	0	0	0	0	0	0	9	0	7	0	3	0	0	0	3	0
0910 - 0915	18	0	15	0	9	0	4	0	5	0	3	0	0	0	3	0
	8	1	12	0	3	0	9	0	7	0	1	0	0	0	6	0
	3	1	7	1	1	0	0	0	0	0	0	0	0	0	0	0
0915 - 0920	7	0	10	0	2	1	1	0	6	1	2	0	0	0	0	0
	9	1	3	0	3	0	7	0	3	1	2	0	0	0	10	0
	0	0	0	0	0	0	2	0	7	0	4	0	0	0	5	0
0920 - 0925	4	8	0	1	0	0	2	0	10	0	4	0	0	0	2	0
	2	2	2	0	3	0	5	0	5	0	3	0	0	0	6	1
	10	1	10	0	2	1	0	0	0	0	0	0	0	0	0	0

0925 - 0930	9	0	11	0	6	0	1	0	7	1	2	0	0	0	7	0
	6	1	9	2	0	0	2	0	6	1	5	0	0	0	5	0
	0	0	0	0	0	0	3	0	5	0	3	0	0	0	6	0
0930 - 0935	2	1	3	0	2	0	1	0	6	0	2	0	0	0	3	0
	13	1	12	0	3	1	0	0	4	0	3	0	0	0	5	0
	9	0	0	1	3	0	0	0	0	0	0	0	0	0	0	0
0935 - 0940	12	1	7	0	4	0	3	0	7	1	3	0	0	0	6	0
	3	0	3	1	4	0	4	0	3	0	3	0	0	0	3	0
	0	0	0	0	0	0	0	0	4	0	4	0	0	0	8	0
0940 - 0945	6	0	8	0	3	1	4	0	4	0	0	0	0	0	3	0
	4	0	3	0	4	0	5	0	2	0	2	0	0	0	7	0
	8	0	6	0	2	0	0	0	0	0	0	0	0	0	0	0
0945 - 0950	6	1	3	1	3	1	2	0	5	0	2	0	0	0	6	0
	6	0	4	0	5	0	2	0	3	1	1	0	0	0	4	0
	0	0	0	0	0	0	3	0	3	1	2	0	0	0	4	0
0950 - 0955	11	0	5	0	2	1	1	0	2	2	3	0	0	0	4	0
	8	0	7	0	1	0	4	0	4	1	0	0	0	0	1	0
	11	0	10	1	5	1	0	0	0	0	0	0	0	0	0	0
0955 - 1000	8	1	5	1	3	1	3	0	6	0	4	0	0	0	6	0
	12	0	4	0	3	0	6	0	5	0	4	0	0	0	4	0
	7	0	2	0	2	0	3	1	3	0	5	0	0	0	3	0
1000 - 1005	11	0	12	0	2	0	1	0	3	0	0	0	0	0	0	0
	8	1	5	1	2	0	3	0	2	1	3	0	0	0	2	0
	11	1	8	0	1	0	6	0	4	0	5	0	0	0	5	0
1005 - 1010	3	0	9	0	5	0	6	0	3	0	1	0	0	0	0	0
	13	0	9	0	4	1	2	0	4	0	2	0	0	0	6	0
	0	0	0	0	0	0	6	0	7	0	0	0	0	0	4	0
1010 - 1015	11	0	7	0	3	0	2	0	7	0	2	0	0	0	5	0
	10	1	15	0	3	0	1	0	3	0	3	0	0	0	6	0
	11	0	3	1	2	1	0	0	0	0	0	0	0	0	0	0
1015 - 1020	3	1	6	1	3	0	2	0	3	1	3	1	0	0	4	0
	9	1	10	0	0	0	7	0	5	0	4	0	0	0	6	0
	0	0	0	0	0	0	5	0	4	0	2	0	0	0	1	1
1020 - 1025	8	0	9	0	1	0	6	0	6	0	3	1	0	0	6	0
	5	0	4	0	4	0	5	0	4	0	3	0	0	0	0	0
	0	0	3	0	4	0	0	0	0	0	0	0	0	0	0	0
1025 - 1030	9	0	5	0	3	0	7	0	5	0	2	0	0	0	3	0
	6	1	4	0	3	0	7	0	3	0	4	0	0	0	3	0
	0	0	0	0	0	0	3	0	5	0	5	0	0	0	2	0
1030 - 1035	6	0	3	2	4	0	3	0	5	0	2	0	0	0	2	0
	6	0	3	1	1	0	5	0	4	0	0	0	0	0	3	0
	8	2	2	1	1	0	0	0	0	0	0	0	0	0	0	0
1035 - 1040	0	0	3	0	2	0	4	0	6	0	5	0	0	0	0	0
	7	0	5	0	3	0	1	0	2	0	1	0	0	0	11	0
	0	0	0	0	0	0	0	0	2	0	4	1	0	0	3	0
1040 - 1045	8	0	3	1	0	0	7	0	2	0	6	0	0	0	2	0
	10	0	4	1	3	0	7	0	4	0	0	0	0	0	3	0
	9	2	3	4	1	0	0	0	0	0	0	0	0	0	0	0
1045 - 1050	0	0	3	0	3	1	3	0	1	2	1	0	0	0	0	0
	8	2	3	1	2	0	5	0	3	0	0	0	0	0	4	0
	0	0	0	0	0	0	8	0	1	0	3	0	0	0	3	0
1050 - 1055	4	0	3	2	2	0	4	0	4	0	4	0	0	0	1	0
	6	1	3	0	2	0	4	0	3	1	1	0	0	0	3	0
	9	0	4	0	3	0	0	0	0	0	0	0	0	0	0	0
1055 - 1100	8	1	5	0	3	0	1	0	2	1	3	0	0	0	2	0
	10	1	5	0	3	0	7	0	1	0	6	0	0	0	6	0
	0	0	0	0	0	0	1	2	0	1	4	0	0	0	3	0
1100 - 1105	9	2	4	0	3	0	2	0	4	0	4	0	0	0	0	0
	2	0	3	1	3	0	7	0	4	0	0	0	0	0	1	0
	12	0	3	1	3	0	0	0	0	0	0	0	0	0	0	0
1105 - 1110	7	1	3	0	2	0	4	0	3	0	1	0	0	0	2	0
	9	1	5	0	3	0	3	1	3	0	4	0	0	0	3	0
	0	0	0	0	0	0	0	0	1	0	4	0	0	0	3	0
1110 - 1115	12	0	3	0	2	0	3	0	4	0	5	0	0	0	4	0
	11	0	3	2	4	0	5	0	5	0	4	0	0	0	5	0
	10	0	0	0	4	1	0	0	0	0	0	0	0	0	0	0
1115 - 1120	13	0	3	1	4	0	1	0	0	2	2	0	0	0	3	0
	9	3	4	0	2	0	2	0	4	1	3	0	0	0	1	0
	0	0	0	0	0	0	4	1	6	0	4	0	0	0	2	0
1120 - 1125	9	1	2	0	2	0	3	0	1	1	4	0	0	0	1	0
	7	2	3	0	2	0	3	0	3	0	2	0	0	0	6	0
	12	0	4	1	5	1	0	0	0	0	0	0	0	0	0	0
1125 - 1130	6	0	2	0	4	0	6	0	6	0	0	1	0	0	0	0
	8	0	5	0	1	0	3	0	2	0	2	0	0	0	5	0
	0	0	0	0	0	0	4	0	7	0	1	0	0	0	2	0
1130 - 1135	9	0	2	0	5	0	3	0	2	1	2	0	0	0	3	0
	10	0	2	1	5	0	1	0	2	0	1	0	0	0	1	0
	9	0	3	0	6	0	0	0	0	0	0	0	0	0	0	0
1135 - 1140	10	1	6	0	1	0	3	0	7	0	3	0	0	0	2	0
	7	1	6	0	2	0	6	0	7	0	4	0	0	0	2	0
	0	0	0	0	0	0	2	0	3	0	1	0	0	0	3	0
1140 - 1145	7	2	5	0	4	0	4	0	1	1	2	0	0	0	2	0
	7	1	5	0	7	0	10	0	3	0	2	0	0	0	3	0
	9	1	5	1	2	0	0	0	0	0	0	0	0	0	0	0
1145 - 1150	12	0	7	0	2	0	5	0	4	0	0	0	0	0	1	0
	6	0	4	0	3	0	7	1	1	0	1	0	0	0	4	0
	0	0	0	0	0	0	5	0	4	0	2	0	0	0	5	0
1150 - 1155	6	0	3	1	4	0	3	0	4	0	3	0	0	0	3	1
	10	1	4	2	3	0	3	0	4	1	2	0	0	0	2	0
	7	0	6	0	4	0	0	0	0	0	0	0	0	0	0	0
1155 - 1200	9	1	7	0	2	0	5	0	6	0	4	0	0	0	3	0
	0	0	2	0	2	0	2	0	7	0	2	0	0	0	5	0
	0	0	0	0	0	0	4	1	4	0	1	0	0	0	2	0
1200 - 1205	11	1	6	1	2	0	5	0	5	0	1	0	0	0	1	0
	11	1	2	0	2	1	2	1	3	0	1	0	0	0	5	0
	11	0	3	1	1	0	0	0	0	0	0	0	0	0	0	0
1205 - 1210	10	1	6	0	4	0	7	0	3	0	4	0	0	0	5	0
	4	0	7	0	3	0	4	0	3	0	2	0	0	0	3	0
	0	0	0	0	0	0	3	0	4	0	2	0	0	0	3	0
1210 - 1215	3	0	3	1	2	0	1	0	0	0	4	0	0	0	3	0
	8	0	2	0	6	1	6	0	3	0	3	0	0	0	5	0
	5	0	3	1	4	0	0	0	0	0	0	0	0	0	0	0
1215 - 1220	6	0	5	0	5	0	2	0	6	0	5	0	0	0	4	0
	9	1	7	0	2	0	5	1	3	0	3	0	0	0	0	0
1220 - 1225	9	0	8	0	2	0	5	0	1	1	3	0	0	0	5	0
	6	1	2	0	2	0	7	0	2	0	3	0	0	0	2	0
	12	0	3	0	9	1	5	0	1	0	2	0	0	0	2	0

1225 - 1230	1	0	3	0	7	0	6	0	5	0	1	0	0	0	4	0
	4	0	6	0	2	0	5	0	3	0	4	0	0	0	6	0
	0	0	0	0	0	0	4	0	4	0	0	0	0	0	5	0
1230 - 1235	8	0	5	1	3	0	6	0	3	1	1	0	0	0	4	0
	1	1	3	0	2	0	5	0	4	0	3	0	0	0	1	0
	12	1	4	0	5	0	0	0	0	0	0	0	0	0	0	0
1235 - 1240	6	0	9	1	3	0	4	0	4	0	4	0	0	0	4	0
	7	0	3	0	2	0	6	0	2	0	1	0	0	0	7	0
	0	0	0	0	0	0	3	0	2	1	3	0	0	0	4	0
1240 - 1245	6	1	4	0	3	0	6	0	4	0	1	0	0	0	0	0
	8	0	3	0	4	0	8	0	2	1	2	0	0	0	8	0
	9	0	4	0	6	0	0	0	0	0	0	0	0	0	0	0
1245 - 1250	6	0	7	0	9	1	5	0	3	0	4	0	0	0	4	0
	8	0	3	0	4	0	3	0	4	0	4	0	0	0	8	0
	0	0	0	0	0	0	2	0	5	0	2	0	0	0	7	0
1250 - 1255	6	0	5	1	3	0	2	0	2	0	2	0	0	0	2	0
	5	0	5	0	3	0	4	0	5	1	2	0	0	0	4	0
	1	1	4	0	3	0	0	0	0	0	0	0	0	0	0	0
1255 - 1300	1	1	3	1	5	0	6	0	3	0	0	0	0	0	2	0
	7	0	5	0	4	0	4	0	4	1	4	0	0	0	6	0
	0	0	0	0	0	0	4	0	2	0	3	0	0	0	5	0
1300 - 1305	8	2	3	1	3	0	4	0	3	0	2	0	0	0	2	0
	6	0	4	1	3	1	2	0	5	0	1	0	0	0	1	0
	8	0	6	0	1	0	0	0	0	0	0	0	0	0	0	0
1305 - 1310	9	0	11	0	1	0	4	1	1	0	0	0	0	0	3	0
	7	2	7	1	2	0	3	0	4	0	2	0	0	0	3	0
	0	0	0	0	0	0	5	0	4	0	2	0	0	0	5	0
1310 - 1315	6	1	4	0	5	1	7	0	2	0	1	0	0	0	1	0
	6	1	5	0	3	0	9	0	1	0	1	0	0	0	1	0
	7	1	0	0	9	1	0	0	0	0	0	0	0	0	0	0
1315 - 1320	1	0	5	0	5	0	6	0	4	0	2	0	0	0	1	0
	3	0	6	0	4	0	3	0	0	1	2	0	0	0	6	0
	0	0	0	0	0	0	6	0	7	0	3	0	0	0	3	0
1320 - 1325	9	0	5	1	1	0	7	0	2	0	1	0	0	0	3	0
	8	0	5	0	3	0	5	0	1	1	3	0	0	0	3	0
	7	0	3	0	3	0	0	0	0	0	0	0	0	0	0	0
1325 - 1330	4	2	5	0	3	0	4	0	3	0	0	0	0	0	6	0
	8	0	4	1	5	0	5	0	4	0	2	0	0	0	3	0
	0	0	0	0	0	0	5	0	1	1	3	0	0	0	0	0
1330 - 1335	2	0	7	1	2	0	7	0	1	0	0	0	0	0	9	0
	12	0	3	0	1	0	4	0	6	0	2	0	0	0	5	0
	8	1	2	0	3	0	0	0	0	0	0	0	0	0	0	0
1335 - 1340	9	0	2	0	7	1	0	0	4	1	0	0	0	0	5	0
	11	0	3	0	6	1	5	0	4	0	2	0	0	0	1	0
	0	0	0	0	0	0	6	0	2	0	3	0	0	0	3	0
1340 - 1345	12	0	9	0	4	0	3	0	3	1	4	0	0	0	0	0
	0	0	12	1	7	1	6	0	5	0	1	0	0	0	6	0
	6	0	5	1	3	0	0	0	0	0	0	0	0	0	0	0
1345 - 1350	8	0	5	2	4	0	4	0	3	0	1	0	0	0	4	1
	7	2	3	0	2	0	6	1	4	0	2	0	0	0	3	0
	0	0	0	0	0	0	4	0	4	0	1	0	0	0	7	0
1350 - 1355	12	0	7	1	3	0	3	0	6	0	3	0	0	0	2	0
	5	0	4	0	2	0	4	0	5	1	1	0	0	0	6	0
	2	2	7	0	1	0	0	0	0	0	0	0	0	0	0	0
1355 - 1400	7	1	4	1	5	1	5	0	4	0	5	0	0	0	5	0
	4	0	5	1	2	0	6	0	4	0	3	0	0	0	3	0
	0	0	0	0	0	0	4	0	3	0	2	0	0	0	1	0
1400 - 1405	0	0	5	0	4	0	4	0	6	0	1	0	0	0	6	0
	14	2	9	0	2	0	4	0	4	0	2	0	0	0	5	0
	9	0	2	0	6	1	0	0	0	0	0	0	0	0	0	0
1405 - 1410	4	0	4	0	3	0	1	0	4	0	1	0	0	0	4	0
	3	1	4	1	2	0	3	0	3	0	3	0	0	0	4	0
	0	0	0	0	0	0	5	0	3	1	1	0	0	0	0	0
1410 - 1415	6	0	8	0	5	1	5	0	1	0	0	0	0	0	4	0
	9	0	14	0	8	1	3	0	5	0	4	0	0	0	6	0
	7	1	5	0	2	0	0	0	0	0	0	0	0	0	0	0
1415 - 1420	2	0	7	0	4	0	5	0	4	0	2	0	0	0	3	0
	11	1	5	0	2	1	3	0	3	0	1	0	0	0	3	0
	0	0	0	0	0	0	5	0	3	0	4	0	0	0	10	0
1420 - 1425	8	1	8	0	5	1	8	0	3	0	2	0	0	0	7	0
	8	0	6	0	5	0	3	0	7	0	1	0	0	0	9	0
	1	0	9	0	3	1	0	0	0	0	0	0	0	0	0	0
1425 - 1430	19	0	8	0	3	1	5	0	2	0	2	0	0	0	4	0
	8	0	8	0	7	1	6	0	5	0	1	0	0	0	6	0
	0	0	0	0	0	0	4	0	3	1	3	0	0	0	2	0
1430 - 1435	15	1	1	0	5	0	8	0	4	0	4	0	0	0	5	0
	1	1	7	1	6	0	1	0	6	0	3	0	0	0	5	0
	3	0	2	0	1	1	0	0	0	0	0	0	0	0	0	0
1435 - 1440	1	0	8	0	9	0	6	0	6	0	2	0	0	0	5	0
	1	0	5	0	2	1	4	0	0	1	4	0	0	0	3	0
	0	0	0	0	0	0	6	0	3	0	1	0	0	0	5	0
1440 - 1445	14	0	5	1	7	0	4	1	3	0	1	0	0	0	5	0
	12	0	11	0	5	0	2	0	6	0	2	0	0	0	5	0
	8	0	8	0	5	0	0	0	0	0	0	0	0	0	0	0
1445 - 1450	1	0	11	0	5	0	4	0	3	0	4	0	0	0	7	0
	12	0	9	0	4	0	5	0	5	0	3	0	0	0	6	0
	0	0	0	0	0	0	7	0	2	1	1	0	0	0	2	0
1450 - 1455	11	0	6	0	2	0	4	0	6	0	2	0	0	0	3	0
	14	0	12	0	6	1	7	0	4	0	0	0	0	0	0	0
	4	1	11	0	5	0	0	0	0	0	0	0	0	0	0	0
1455 - 1500	9	1	7	0	1	0	4	0	3	0	4	0	0	0	8	0
	8	0	6	2	3	0	6	0	2	0	3	0	0	0	5	0
	0	0	0	0	0	0	5	0	6	0	0	0	0	0	6	0
1500 - 1505	15	0	8	0	6	0	7	0	2	0	2	0	0	0	1	0
	13	0	11	0	4	0	8	0	3	0	0	0	0	0	3	0
	12	0	7	0	5	0	0	0	0	0	0	0	0	0	0	0
1505 - 1510	1	0	1	0	3	0	6	0	6	0	0	0	0	0	4	0
	9	0	1	0	7	0	5	0	7	0	1	0	0	0	3	0
1510 - 1515	8	1	8	0	1	0	3	0	4	0	3	0	0	0	3	0
	3	0	5	0	7	0	4	0	3	0	3	0	0	0	2	0
	9	0	5	1	7	0	2	0	3	1	1	0	0	0	0	0
1515 - 1520	13	2	2	0	2	0	5	0	6	0	1	0	0	0	6	0
	19	1	8	0	2	0	5	0	2	0	2	0	0	0	6	0
1520 - 1525	8	0	4	0	5	0	3	0	4	1	1	0	0	0	5	0
	9	0	3	1	5	0	7	0	4	0	0	0	0	0	7	0
	0	0	0	0	0	0	6	0	3	0	1	0	0	0	4	0

1525 - 1530	16	0	12	0	1	1	3	0	4	0	1	0	0	0	6	0
	7	0	4	0	1	0	2	0	2	0	0	0	0	0	0	0
	8	1	5	1	3	0	6	0	1	1	2	0	0	0	10	0
1530 - 1535	16	0	7	0	5	0	6	0	5	0	1	0	0	0	10	0
	16	0	15	0	5	0	5	0	4	0	1	0	0	0	2	0
1535 - 1540	2	0	4	0	3	0	5	0	3	0	0	0	0	0	11	0
	7	0	4	0	0	0	6	0	3	0	2	0	0	0	4	0
	12	0	7	0	8	0	0	0	0	0	0	0	0	0	0	0
1540 - 1545	12	0	14	1	4	0	4	0	3	0	4	0	0	0	4	0
	15	0	1	1	13	0	6	0	4	1	2	0	0	0	7	0
	0	0	0	0	0	0	5	0	4	0	1	0	0	0	8	0
1545 - 1550	9	0	1	1	9	0	5	0	5	1	0	0	0	0	7	0
	13	0	15	0	4	0	5	0	3	0	2	0	0	0	3	0
	14	0	6	1	4	0	0	0	0	0	0	0	0	0	0	0
1550 - 1555	14	0	12	0	7	0	3	1	0	0	0	0	0	0	5	0
	7	1	7	1	9	0	5	0	4	0	2	0	0	0	7	0
	0	0	0	0	0	0	4	0	2	0	4	0	0	0	4	0
1555 - 1600	12	0	1	0	6	1	6	0	3	0	2	0	0	0	10	0
	13	1	7	1	6	0	5	0	6	0	1	0	0	0	6	0
	11	0	9	0	1	0	0	0	0	0	0	0	0	0	0	0
1600 - 1605	11	2	6	2	3	1	7	0	4	0	1	0	0	0	9	0
	13	1	5	0	3	0	6	0	5	0	2	0	0	0	3	0
	0	0	0	0	0	0	9	0	2	0	2	0	0	0	4	0
1605 - 1610	15	0	8	0	7	0	5	0	6	0	0	0	0	0	13	0
	13	0	4	0	6	0	6	0	3	0	2	0	0	0	10	0
	11	0	4	1	3	0	0	0	0	0	0	0	0	0	0	0
1610 - 1615	15	2	14	0	5	0	8	0	5	0	0	0	0	0	8	0
	14	0	3	0	3	1	8	0	4	0	2	0	0	0	6	0
	0	0	0	0	0	0	7	1	1	0	1	0	0	0	6	0
1615 - 1620	16	0	14	0	7	1	8	0	3	1	1	0	0	0	8	0
	16	0	1	0	3	0	6	0	3	0	4	0	0	0	6	0
	11	1	13	0	9	0	0	0	0	0	0	0	0	0	0	0
1620 - 1625	5	0	6	0	3	0	8	0	4	1	1	0	0	0	2	0
	14	1	9	0	0	1	5	0	3	1	0	0	0	0	6	0
	0	0	0	0	0	0	5	0	6	0	2	0	0	0	8	0
1625 - 1630	19	0	8	0	7	0	4	1	4	0	3	0	0	0	8	0
	19	0	11	1	7	1	7	0	6	0	2	0	0	0	7	0
	17	0	8	1	4	0	0	0	0	0	0	0	0	0	0	0
1630 - 1635	15	0	13	0	6	1	2	0	7	0	2	0	0	0	4	0
	12	1	11	1	2	0	3	0	5	1	0	0	0	0	1	0
	0	0	0	0	0	0	5	0	4	0	0	0	0	0	10	0
1635 - 1640	12	0	12	0	6	0	8	0	0	0	1	0	0	0	6	0
	12	0	14	1	3	0	8	0	3	0	0	1	0	0	6	0
	13	0	8	0	1	0	0	0	0	0	0	0	0	0	0	0
1640 - 1645	17	0	11	0	1	0	7	0	5	0	1	0	0	0	5	0
	7	0	8	0	7	0	6	0	4	0	1	0	0	0	5	0
	0	0	0	0	0	0	9	0	2	0	0	0	0	0	12	0
1645 - 1650	11	0	10	1	2	0	5	0	4	0	0	0	0	0	0	0
	15	0	6	0	2	0	5	0	5	0	2	0	0	0	6	0
	9	1	6	0	8	1	0	0	0	0	0	0	0	0	0	0
1650 - 1655	10	0	11	0	4	0	7	0	4	0	0	0	0	0	8	0
	13	1	17	0	7	0	7	0	5	0	0	0	0	0	5	0
	0	0	0	0	0	0	2	0	5	0	0	0	0	0	2	0
1655 - 1700	16	0	12	0	4	0	6	0	3	0	0	0	0	0	8	0
	12	1	11	0	5	0	4	0	7	0	2	0	0	0	6	0
	13	1	12	1	5	0	0	0	0	0	0	0	0	0	0	0
1700 - 1705	16	1	10	0	6	0	3	0	5	1	0	0	0	0	5	0
	14	0	6	2	1	1	4	0	1	0	1	0	0	0	3	0
	0	0	0	0	0	0	7	0	1	0	0	0	0	0	4	0
1705 - 1710	17	1	22	0	6	0	7	0	4	0	0	0	0	0	9	0
	19	0	11	0	1	0	9	0	1	0	2	0	0	0	5	0
	14	0	10	0	4	1	0	0	0	0	0	0	0	0	0	0
1710 - 1715	20	2	0	12	12	1	9	0	7	0	3	0	0	0	4	0
	15	0	16	0	5	0	3	0	6	1	0	0	0	0	4	0
	0	0	0	0	0	0	8	0	6	0	1	0	0	0	7	0
1715 - 1720	19	1	11	0	5	0	9	0	6	0	0	0	0	0	4	0
	16	0	9	0	3	0	6	0	6	0	0	0	0	0	8	0
	20	0	19	0	6	0	0	0	0	0	0	0	0	0	0	0
1720 - 1725	17	0	15	0	2	0	5	0	4	0	2	0	0	0	8	0
	15	1	12	0	7	0	9	0	3	0	1	0	0	0	5	0
	0	0	0	0	0	0	14	0	7	0	0	0	0	0	4	0
1725 - 1730	11	0	10	0	4	1	5	0	9	0	0	0	0	0	1	0
	8	0	10	1	3	0	6	1	5	0	1	0	0	0	11	0
	12	1	15	0	0	1	0	0	0	0	0	0	0	0	0	0
1730 - 1735	14	0	8	0	5	0	7	0	5	0	0	0	0	0	3	0
	20	0	9	0	4	0	8	0	4	0	0	0	0	0	4	0
	0	0	0	0	0	0	10	0	6	0	1	0	0	0	7	0
1735 - 1740	19	0	13	2	5	0	10	0	4	0	3	0	0	0	8	0
	18	0	13	0	6	0	4	0	7	0	0	0	0	0	6	0
	13	1	6	0	8	1	0	0	0	0	0	0	0	0	0	0
1740 - 1745	18	0	13	0	6	0	6	0	3	0	0	0	0	0	4	0
	21	0	10	0	7	0	5	0	3	1	0	0	0	0	7	0
	0	0	0	0	0	0	7	0	2	1	0	0	0	0	2	0
1745 - 1750	16	0	10	0	5	1	4	0	5	0	0	0	0	0	6	0
	20	0	11	0	4	0	5	0	6	0	1	0	0	0	4	0
	19	0	12	0	5	0	0	0	0	0	0	0	0	0	0	0
1750 - 1755	15	1	10	2	6	0	5	0	5	0	0	0	0	0	5	0
	16	1	14	0	3	0	5	0	7	0	1	0	0	0	8	0
	0	0	0	0	0	0	2	0	6	1	1	0	0	0	7	0
1755 - 1800	22	0	14	1	6	0	4	0	8	0	0	0	0	0	5	0
	16	0	12	0	6	0	6	0	5	0	1	0	0	0	3	0
	18	1	14	0	2	0	0	0	0	0	0	0	0	0	0	0
1800 - 1805	22	1	14	1	4	0	5	0	5	0	0	0	0	0	8	0
	18	1	12	1	4	0	4	0	6	0	0	0	0	0	6	0
	0	0	0	0	0	0	5	0	7	0	1	0	0	0	5	0
1805 - 1810	20	0	17	1	7	0	3	0	5	0	1	0	0	0	6	0
	16	1	10	0	7	0	6	0	4	0	1	0	0	0	2	0
	16	0	17	0	11	0	0	0	0	0	0	0	0	0	0	0
1810 - 1815	21	0	17	1	2	0	4	0	5	0	0	0	0	0	8	0
	15	1	12	0	3	0	5	0	4	0	1	0	0	0	5	0
	0	0	0	0	0	0	3	0	2	0	2	0	0	0	4	0
1815 - 1820	22	1	15	0	11	0	5	0	5	0	2	0	0	0	2	0
	19	0	10	0	4	0	4	0	2	0	0	0	0	0	4	0
	18	0	12	1	4	1	0	0	0	0	0	0	0	0	0	0
1820 - 1825	13	0	9	0	2	0	4	0	3	0	0	0	0	0	3	0
	9	0	6	2	1	0	2	0	4	0	1	0	0	0	3	0
	0	0	0	0	0	0	6	0	1	0	0	0	0	0	4	0

1825 - 1830	8	0	6	0	3	1	2	0	4	0	2	0	0	0	2	0
	14	1	13	1	4	0	3	0	2	1	2	0	0	0	3	0
	16	0	7	1	1	0	0	0	0	0	0	0	0	0	0	0
1830 - 1835	11	0	10	0	2	0	5	0	3	0	1	0	0	0	3	0
	16	0	11	0	0	1	6	0	2	0	0	0	0	0	4	0
	0	0	0	0	0	0	6	0	4	0	1	0	0	0	3	0
1835 - 1840	12	0	14	0	3	0	5	0	3	0	3	0	0	0	5	0
	14	1	10	0	6	0	2	0	5	0	0	0	0	0	2	0
	16	1	13	0	5	0	0	0	0	0	0	0	0	0	0	0
1840 - 1845	12	0	11	0	8	0	2	0	6	0	0	0	0	0	3	0
	5	0	12	0	3	1	6	0	4	0	2	0	0	0	0	0
	0	0	0	0	0	0	5	0	3	0	1	0	0	0	6	0
1845 - 1850	17	0	14	0	6	0	4	0	5	0	1	0	0	0	6	0
	10	1	13	0	4	0	3	0	3	0	2	0	0	0	4	0
	16	0	9	0	7	0	0	0	0	0	0	0	0	0	0	0
1850 - 1855	2	0	5	0	2	1	6	0	3	0	0	0	0	0	1	0
	12	2	13	0	2	0	7	0	6	0	0	0	0	0	10	0
	0	0	0	0	0	0	7	0	4	0	0	0	0	0	5	0
1855 - 1900	12	0	13	0	4	0	6	0	6	0	1	0	0	0	3	0
	19	0	9	1	5	0	8	0	4	0	1	0	0	0	2	0
	12	0	10	0	1	0	0	0	0	0	0	0	0	0	0	0

Date
Wednesday 13 November 2019

Weather
Cloudy
Temp: 8°C

0700 - 1900 (Wednesday 12H Session)

TIME	3a		3b		3c		3d		3e		3f		3g		3h	
	Lights	Heavies	Lights	Heavies	Lights	Heavies	Lights	Heavies	Lights	Heavies	Lights	Heavies	Lights	Heavies	Lights	Heavies
0700 - 0705	4	1	1	0	0	0	5	0	5	0	0	0	0	0	3	0
	7	1	1	0	1	0	9	0	1	0	1	0	0	0	4	1
	4	0	2	0	1	0	5	0	4	0	1	0	0	0	1	0
0705 - 0710	7	0	7	0	0	0	3	0	5	0	1	0	0	0	3	0
	11	0	7	0	0	0	3	0	2	0	0	0	0	0	4	0
	5	0	7	0	1	0	3	1	2	0	0	0	0	0	0	0
0710 - 0715	7	0	2	1	0	0	3	0	4	0	0	0	0	0	7	0
	3	1	4	0	0	0	6	0	5	0	2	0	0	0	0	0
	6	0	4	0	2	0	8	0	6	0	0	0	0	0	0	0
0715 - 0720	6	0	5	0	1	0	4	0	3	1	1	0	0	0	4	0
	7	1	3	0	4	0	2	0	5	0	1	0	0	0	3	0
	0	0	0	0	0	0	3	0	4	0	1	0	0	0	9	0
0720 - 0725	9	0	6	0	3	0	4	0	5	0	1	0	0	0	8	0
	6	0	3	2	2	0	5	0	3	0	0	0	0	0	4	0
	7	0	4	1	4	0	0	0	0	0	0	0	0	0	0	0
0725 - 0730	5	1	3	0	1	0	4	0	5	0	1	0	0	0	8	0
	7	0	8	0	2	0	2	0	4	0	5	0	0	0	4	0
	0	0	0	0	0	0	3	0	6	0	4	0	0	0	9	0
0730 - 0735	8	0	1	1	1	0	8	0	3	2	2	0	0	0	8	0
	7	0	5	0	0	0	5	0	1	0	3	1	0	0	5	0
	9	0	8	0	2	0	0	0	0	0	0	0	0	0	0	0
0735 - 0740	8	0	6	0	1	0	5	0	6	0	1	0	0	0	10	0
	7	0	5	1	3	0	3	0	6	0	0	0	0	0	7	0
	0	0	0	0	0	0	3	2	8	0	0	0	0	0	9	0
0740 - 0745	5	1	8	0	4	0	8	0	4	0	0	0	0	0	10	0
	9	0	5	1	2	0	4	0	6	0	0	0	0	0	8	0
	0	0	0	0	0	0	0	0	0	0	0	0	0	0	0	0
0745 - 0750	7	1	5	1	7	0	4	0	5	0	1	0	0	0	5	0
	6	0	7	0	4	0	2	1	3	1	1	0	0	0	6	0
	6	0	3	0	3	0	3	0	3	0	2	0	0	0	9	0
0750 - 0755	7	1	5	0	4	1	4	0	6	0	0	0	0	0	7	0
	7	1	5	0	1	0	6	0	7	0	1	0	0	0	2	0
0755 - 0800	6	0	6	0	1	0	6	0	6	0	1	0	0	0	3	0
	11	0	6	0	2	0	7	0	3	0	1	0	0	0	3	0
	6	0	8	0	5	0	5	0	3	0	0	0	0	0	4	0
0800 - 0805	5	0	4	1	2	0	4	0	4	1	2	0	0	0	5	0
	8	0	7	1	3	0	5	0	5	0	3	0	0	0	0	0
0805 - 0810	7	0	5	0	2	0	3	0	6	1	1	0	0	0	8	0
	6	0	3	0	1	0	6	0	4	0	2	0	0	0	2	0
	7	0	5	0	2	0	3	0	5	0	1	0	0	0	0	0
0810 - 0815	5	2	10	0	2	0	6	1	6	0	1	0	0	0	1	0
	7	0	7	0	4	0	7	0	7	0	0	0	0	0	4	0
0815 - 0820	5	0	7	0	3	0	6	0	7	0	0	0	0	0	9	0
	5	0	6	0	0	1	12	0	3	0	0	0	0	0	9	0
	6	1	5	0	2	0	0	0	0	0	0	0	0	0	6	0
0820 - 0825	5	0	8	0	3	0	8	0	4	0	1	0	0	0	8	0
	7	0	6	0	4	0	7	0	15	1	1	0	0	0	3	0
	0	0	0	0	0	0	9	0	10	0	1	0	0	0	0	0
0825 - 0830	5	1	4	0	3	0	10	0	6	0	0	0	0	0	2	0
	4	0	3	0	0	0	8	0	13	0	0	0	0	0	4	0
	6	0	1	0	2	0	0	0	0	0	0	0	0	0	3	0
0830 - 0835	12	0	2	0	0	0	10	0	6	0	2	0	0	0	0	0
	0	0	6	1	4	0	7	0	4	0	3	0	0	0	3	0
	0	0	0	0	0	0	10	0	9	0	4	0	0	0	0	0
0835 - 0840	7	1	10	0	3	0	8	0	4	0	1	0	0	0	2	0
	12	0	6	1	8	1	4	1	9	0	0	0	0	0	2	0
	9	0	5	0	3	0	0	0	0	1	0	0	0	0	1	0
0840 - 0845	0	0	10	0	1	0	3	0	5	0	1	0	0	0	4	0
	11	0	9	1	6	0	4	0	4	1	0	0	0	0	1	0
	0	0	0	0	0	0	9	0	5	0	2	0	0	0	0	0
0845 - 0850	11	1	7	0	7	1	4	0	3	1	1	0	0	0	0	0
	13	1	10	0	1	0	7	1	3	0	0	0	0	0	7	0
	0	0	12	0	3	0	2	0	8	0	3	0	0	0	0	0
0850 - 0855	10	1	11	0	4	0	4	0	6	0	2	0	0	0	4	0
	12	0	9	0	2	1	2	1	6	0	5	0	0	0	2	0
0855 - 0900	12	1	3	1	4	1	8	0	3	1	2	0	0	0	3	0
	10	3	6	1	3	1	4	0	5	0	3	0	0	0	0	0
	12	0	8	0	4	0	8	1	12	0	0	0	0	0	4	0
0900 - 0905	7	0	3	2	2	0	6	0	4	0	2	0	0	0	0	0
	8	0	6	0	2	0	2	0	11	0	0	0	0	0	5	0
0905 - 0910	3	2	4	0	0	0	5	0	3	0	9	0	0	0	0	0
	5	1	5	0	2	0	10	1	9	0	1	0	0	0	7	0
	5	0	4	0	1	0	0	0	0	0	0	0	0	0	3	0
0910 - 0915	3	1	2	0	2	0	4	0	5	0	3	0	0	0	3	0
	3	0	2	0	1	0	9	0	7	0	1	0	0	0	6	0
	0	0	0	0	0	0	11	0	9	0	1	0	0	0	0	0
0915 - 0920	0	0	3	0	2	0	6	0	6	1	2	0	0	0	0	0
	7	0	5	1	0	0	7	0	3	1	2	0	0	0	10	0
	3	0	3	0	3	0	0	0	0	0	0	0	0	0	5	0
0920 - 0925	1	0	3	1	0	0	2	0	10	0	4	0	0	0	2	0
	8	1	5	1	3	0	5	0	5	0	3	0	0	0	6	1
	0	0	0	0	0	0	6	0	8	1	5	0	0	0	0	0
0925 - 0930	7	0	4	1	1	0	1	0	7	1	2	0	0	0	7	0
	6	0	5	1	1	0	2	0	6	1	4	0	0	0	5	0
	5	0	2	0	1	0	0	0	0	0	0	0	0	0	6	0
0930 - 0935	5	0	6	0	1	0	4	0	6	0	2	0	0	0	3	0
	4	0	4	0	1	0	6	0	4	0	3	0	0	0	5	0
	0	0	0	0	0	0	9	0	6	1	0	0	0	0	0	0
0935 - 0940	6	1	5	0	4	0	3	0	7	1	3	0	0	0	6	0
	3	1	2	1	1	0	4	1	3	0	3	0	0	0	3	0
	8	1	5	2	3	0	0	0	0	0	4	0	0	0	8	0
0940 - 0945	6	0	4	0	2	0	4	0	4	0	0	0	0	0	3	0
	7	0	4	1	4	0	5	1	2	0	2	0	0	0	7	0
	0	0	0	0	0	0	6	0	0	0	0	0	0	0	0	0
0945 - 0950	5	0	4	0	1	0	2	0	5	0	2	0	0	0	6	0
	4	0	2	1	2	0	2	1	3	1	1	0	0	0	4	0
	6	1	5	0	1	0	0	0	0	0	0	0	0	0	4	0

0950 - 0955	0	0	3	0	2	0	1	0	2	2	3	0	0	0	4	0
	6	0	5	0	2	0	4	0	4	1	0	0	0	0	1	0
	0	0	0	0	0	0	5	0	5	0	4	0	0	0	0	0
0955 - 1000	6	0	3	0	5	0	3	0	6	0	4	0	0	0	6	0
	6	0	4	1	2	0	6	1	5	0	4	0	0	0	4	0
	5	0	5	0	3	0	0	0	0	0	0	0	0	0	3	0
1000 - 1005	5	0	6	0	4	0	1	0	3	0	0	0	0	0	0	0
	6	0	4	0	1	0	3	0	2	1	3	0	0	0	2	0
	0	0	0	0	0	0	6	0	4	0	5	0	0	0	5	0
1005 - 1010	5	1	6	0	4	0	6	0	3	0	1	0	0	0	0	0
	7	0	4	0	3	0	2	1	4	0	2	0	0	0	6	0
	6	1	3	0	2	0	0	0	0	0	0	0	0	0	4	0
1010 - 1015	5	0	6	0	1	0	2	0	7	0	2	0	0	0	5	0
	7	1	4	0	3	0	1	0	3	0	3	0	0	0	6	0
	0	0	0	0	0	0	6	0	5	0	2	0	0	0	0	0
1015 - 1020	0	0	6	0	4	0	2	0	3	1	3	1	0	0	4	0
	5	0	1	1	2	1	7	0	5	0	4	0	0	0	6	0
	3	1	5	0	2	0	0	0	0	0	0	0	0	0	1	1
1020 - 1025	5	0	6	0	4	0	6	0	6	0	3	1	0	0	6	0
	5	1	4	0	2	0	5	0	4	0	3	0	0	0	0	0
	0	0	0	0	0	0	6	0	5	0	4	0	0	0	0	0
1025 - 1030	5	0	4	1	2	0	7	0	5	0	2	0	0	0	3	0
	6	1	3	0	0	0	7	1	3	0	4	0	0	0	3	0
	4	0	5	1	0	0	0	0	0	0	5	0	0	0	2	0
1030 - 1035	0	0	3	0	0	0	3	0	5	0	2	0	0	0	2	0
	5	0	7	0	4	0	5	0	4	0	0	0	0	0	3	0
	0	0	0	0	0	0	4	0	3	0	3	0	0	0	0	0
1035 - 1040	6	0	4	0	2	0	5	0	5	0	6	0	0	0	0	0
	7	1	6	0	4	0	4	0	3	0	4	0	0	0	11	0
	5	1	5	0	1	0	0	0	0	0	0	0	0	0	3	0
1040 - 1045	5	0	6	0	5	0	6	0	4	0	4	0	0	0	2	0
	2	0	5	0	2	0	5	0	3	0	2	0	0	0	3	0
	0	0	0	0	0	0	6	0	5	0	0	0	0	0	0	0
1045 - 1050	6	0	3	0	2	0	4	0	5	2	3	0	0	0	0	0
	7	0	5	0	6	0	6	0	5	0	2	0	0	0	4	0
	5	1	4	0	2	0	0	0	0	0	0	0	0	0	3	0
1050 - 1055	7	0	3	0	4	0	5	0	4	0	4	0	0	0	1	0
	5	0	4	0	2	0	6	0	5	1	1	0	0	0	3	0
	0	0	0	0	0	0	3	0	2	0	0	0	0	0	0	0
1055 - 1100	3	1	4	0	2	0	4	0	6	1	3	0	0	0	2	0
	0	0	3	0	4	1	6	0	3	0	5	0	0	0	6	0
	5	1	4	0	3	0	0	0	0	0	0	0	0	0	3	0
1100 - 1105	8	0	4	1	3	0	6	0	5	0	5	0	0	0	0	0
	7	0	6	0	5	0	5	0	6	0	0	0	0	0	0	0
	0	0	0	0	0	0	5	1	4	0	2	0	0	0	0	0
1105 - 1110	6	0	5	0	2	0	5	1	3	0	2	0	0	0	2	0
	7	0	4	0	3	0	6	0	4	0	5	0	0	0	3	0
	6	1	5	0	3	0	0	0	0	0	0	0	0	0	3	0
	0	0	0	0	0	0	0	0	0	0	0	0	0	0	0	0
1110 - 1115	3	0	7	0	1	0	4	0	5	0	2	0	0	0	4	0
	4	0	1	0	3	0	6	0	3	0	5	0	0	0	5	0
	0	0	0	0	0	0	6	0	4	0	3	0	0	0	0	0
1115 - 1120	7	0	6	1	2	0	4	0	4	0	2	0	0	0	3	0
	7	0	3	0	3	0	5	0	5	0	4	0	0	0	1	0
	3	1	4	0	S	0	0	0	0	0	0	0	0	0	2	0
1120 - 1125	7	0	6	0	2	0	3	0	2	0	5	0	0	0	1	0
	6	0	5	0	3	0	4	0	5	0	3	0	0	0	6	0
	0	0	0	0	0	0	6	1	5	0	3	0	0	0	0	0
1125 - 1130	7	1	1	0	3	0	5	0	5	0	1	1	0	0	0	0
	9	0	3	0	2	0	6	0	3	0	3	0	0	0	5	0
	7	0	8	0	3	0	0	0	0	0	0	0	0	0	2	0
1130 - 1135	8	0	5	0	3	0	4	0	3	0	3	0	0	0	3	0
	6	1	6	0	4	0	2	1	4	0	2	0	0	0	1	0
	0	0	0	0	0	0	6	0	5	0	1	0	0	0	0	0
1135 - 1140	11	1	8	0	2	0	5	0	6	0	2	0	0	0	2	0
	9	0	6	0	3	0	7	0	5	0	5	0	0	0	2	0
	8	0	5	0	2	0	0	0	0	0	0	0	0	0	3	0
1140 - 1145	8	0	6	0	3	0	5	0	3	0	3	0	0	0	2	0
	6	1	5	0	5	0	6	1	4	0	4	0	0	0	3	0
	0	0	0	0	0	0	5	0	2	0	0	0	0	0	0	0
1145 - 1150	9	0	7	0	4	0	4	0	2	0	0	0	0	0	1	0
	11	0	7	0	5	0	8	2	3	0	2	0	0	0	4	0
	8	1	5	1	4	0	0	0	0	0	0	0	0	0	5	0
1150 - 1155	11	0	5	1	4	0	4	0	6	0	4	0	0	0	3	1
	9	0	6	0	2	0	5	0	2	0	1	0	0	0	2	0
	0	0	0	0	0	0	4	0	5	0	3	0	0	0	0	0
1155 - 1200	10	0	6	0	3	0	5	0	6	0	4	0	0	0	3	0
	8	0	5	0	4	0	2	0	7	0	2	0	0	0	5	0
	11	0	9	0	5	0	0	0	0	0	0	0	0	0	2	0
1200 - 1205	11	0	5	0	3	0	6	0	6	0	1	0	0	0	1	0
	9	0	5	0	5	0	4	0	4	0	3	0	0	0	5	0
	0	0	0	0	0	0	5	1	3	0	2	0	0	0	0	0
1205 - 1210	9	0	5	0	4	0	7	0	3	0	4	0	0	0	5	0
	7	1	5	0	4	0	4	0	3	0	2	0	0	0	3	0
	8	1	4	0	4	0	0	0	0	0	0	0	0	0	3	0
1210 - 1215	6	0	5	0	5	0	1	0	0	0	4	0	0	0	3	0
	8	0	5	0	0	0	6	0	3	0	3	0	0	0	5	0
	0	0	0	0	0	0	5	0	4	0	3	0	0	0	0	0
1215 - 1220	11	0	5	0	4	0	2	0	6	0	5	0	0	0	4	0
	12	0	4	0	1	0	5	1	3	0	3	0	0	0	0	0
1220 - 1225	11	1	8	1	1	0	5	0	1	1	3	0	0	0	5	0
	8	1	7	1	1	0	7	0	2	0	3	0	0	0	2	0
	0	0	0	0	0	0	5	0	1	0	2	0	0	0	2	0
1225 - 1230	10	2	6	1	6	0	6	0	5	0	1	0	0	0	4	0
	0	0	6	1	1	0	5	1	3	0	4	0	0	0	6	0
	6	0	4	1	0	0	0	0	0	0	0	0	0	0	5	0
1230 - 1235	10	1	5	0	2	0	6	1	3	0	1	0	0	0	4	0
	13	0	6	0	5	0	5	0	4	0	3	0	0	0	1	0
	0	0	0	0	0	0	6	0	3	0	2	0	0	0	0	0
1235 - 1240	12	0	5	0	7	0	4	0	4	0	4	0	0	0	4	0
	9	0	6	0	2	0	6	0	2	0	1	0	0	0	7	0
	9	0	3	0	4	0	0	0	0	0	0	0	0	0	4	0
1240 - 1245	12	0	7	1	4	0	6	0	4	0	1	0	0	0	0	0
	7	1	2	0	4	0	8	0	2	1	2	0	0	0	8	0
	0	0	0	0	0	0	7	2	3	0	0	0	0	0	0	0
1245 - 1250	6	0	5	0	1	0	5	0	3	0	4	0	0	0	4	0
	10	0	5	0	1	1	3	0	4	0	4	0	0	0	8	0
	10	2	6	1	3	0	0	0	0	0	0	0	0	0	7	0

1250 - 1255	15	0	9	0	9	0	2	0	2	0	2	0	0	0	2	0
	11	0	6	0	5	0	4	0	5	1	2	0	0	0	4	0
	0	0	0	0	0	0	3	0	4	0	2	0	0	0	0	0
1255 - 1300	12	0	4	0	3	0	6	0	3	0	0	0	0	0	2	0
	7	0	8	2	5	1	4	0	4	1	4	0	0	0	6	0
	9	0	3	0	2	0	0	0	0	0	0	0	0	0	5	0
1300 - 1305	7	0	8	0	3	0	4	0	3	0	2	0	0	0	2	0
	2	0	7	0	2	0	2	0	5	0	1	0	0	0	1	0
	0	0	0	0	0	0	3	0	4	0	1	0	0	0	0	0
1305 - 1310	11	0	8	0	1	0	4	1	1	0	0	0	0	0	3	0
	12	0	5	0	4	0	3	0	4	0	2	0	0	0	3	0
	8	0	3	0	3	0	0	0	0	0	2	0	0	0	5	0
1310 - 1315	10	0	7	0	2	0	7	0	2	0	1	0	0	0	1	0
	8	2	5	0	2	0	9	0	1	0	1	0	0	0	1	0
	0	0	0	0	0	0	5	0	4	0	2	0	0	0	0	0
1315 - 1320	10	0	9	1	4	0	4	0	3	0	2	0	0	0	1	0
	11	0	8	0	4	0	3	0	0	1	2	0	0	0	6	0
	12	0	6	0	2	0	0	0	0	0	0	0	0	0	3	0
1320 - 1325	0	0	7	1	3	0	6	0	2	0	1	0	0	0	3	0
	10	0	7	0	6	0	5	0	1	0	3	0	0	0	3	0
1325 - 1330	9	0	7	0	2	0	4	0	3	0	0	0	0	0	6	0
	10	0	7	0	0	0	5	0	4	0	2	0	0	0	3	0
	8	3	5	0	4	0	5	0	1	1	3	0	0	0	0	0
1330 - 1335	12	0	7	1	3	1	7	0	1	0	0	0	0	0	9	0
	12	0	5	1	2	0	4	0	6	0	2	0	0	0	5	0
	0	0	0	0	0	0	5	0	4	0	1	0	0	0	0	0
1335 - 1340	9	2	5	1	5	0	6	0	4	0	0	0	0	0	5	0
	0	0	6	0	1	0	5	0	4	0	2	0	0	0	1	0
	7	1	3	0	7	0	0	0	0	0	0	0	0	0	3	0
1340 - 1345	9	0	6	0	4	0	4	0	3	1	4	0	0	0	0	0
	12	0	4	0	6	0	6	0	5	0	1	0	0	0	6	0
1345 - 1350	9	0	4	0	2	0	4	0	3	0	1	0	0	0	4	1
	0	0	5	1	4	0	6	1	4	0	2	0	0	0	3	0
	1	0	4	0	4	0	4	0	4	0	1	0	0	0	7	0
1350 - 1355	5	0	3	0	3	1	3	0	6	0	3	0	0	0	2	0
	8	0	5	0	2	0	4	0	5	1	1	0	0	0	6	0
1355 - 1400	6	0	7	0	4	0	5	0	4	0	5	0	0	0	5	0
	6	0	4	0	4	0	6	0	4	0	3	0	0	0	3	0
	5	0	4	0	0	0	4	0	3	0	2	0	0	0	1	0
1400 - 1405	15	0	5	0	1	0	5	0	6	0	1	0	0	0	6	0
	8	1	5	1	3	0	4	0	4	0	2	0	0	0	5	0
1405 - 1410	9	0	5	0	6	0	5	0	4	0	0	0	0	0	4	0
	0	0	5	0	4	0	3	0	3	0	3	0	0	0	4	0
	0	0	0	0	0	0	5	0	3	1	1	0	0	0	0	0
1410 - 1415	9	0	5	0	6	0	5	0	1	0	0	0	0	0	4	0
	0	0	5	0	4	0	3	0	5	0	2	0	0	0	6	0
	0	0	0	0	0	0	4	0	3	0	1	0	0	0	0	0
1415 - 1420	13	0	5	0	1	0	4	0	4	0	2	0	0	0	3	0
	10	1	5	0	4	0	3	0	3	0	1	0	0	0	3	0
	8	0	3	0	2	0	0	0	0	0	0	0	0	0	10	0
1420 - 1425	12	0	9	1	6	0	7	0	3	0	2	0	0	0	7	0
	11	0	4	1	2	0	3	0	7	0	1	0	0	0	9	0
1425 - 1430	5	0	5	0	2	0	4	0	2	0	2	0	0	0	4	0
	8	0	9	0	3	0	6	0	3	0	1	0	0	0	6	0
	13	0	7	0	6	0	4	0	3	1	3	0	0	0	2	0
1430 - 1435	10	2	3	0	3	0	8	0	4	0	4	0	0	0	5	0
	5	1	4	1	2	0	1	0	6	0	3	0	0	0	5	0
1435 - 1440	7	0	4	0	5	0	6	0	6	0	2	0	0	0	5	0
	1	0	7	0	5	0	4	0	0	1	4	0	0	0	3	0
	0	0	0	0	0	0	6	0	3	0	1	0	0	0	5	0
1440 - 1445	9	1	5	0	5	0	4	1	3	0	1	0	0	0	5	0
	0	0	0	0	2	0	2	0	6	0	2	0	0	0	5	0
	11	1	0	0	0	0	0	0	0	0	0	0	0	0	0	0
1445 - 1450	12	0	4	0	0	0	4	0	3	0	4	0	0	0	7	0
	11	0	4	0	3	0	5	0	5	0	3	0	0	0	6	0
	9	2	4	1	3	0	7	0	2	1	1	0	0	0	2	0
1450 - 1455	10	0	5	0	7	0	4	0	6	0	2	0	0	0	3	0
	9	0	6	0	2	0	7	0	4	0	0	0	0	0	0	0
	10	0	6	1	2	0	0	0	0	0	0	0	0	0	0	0
1455 - 1500	10	0	5	0	5	0	4	0	3	0	4	0	0	0	8	0
	7	0	4	0	3	0	6	0	2	0	3	0	0	0	5	0
	0	0	0	0	0	0	5	0	6	0	0	0	0	0	6	0
1500 - 1505	0	0	0	0	0	0	7	0	2	0	2	0	0	0	1	0
	12	0	5	1	3	0	8	0	3	0	0	0	0	0	3	0
	6	0	5	0	2	0	0	0	0	0	0	0	0	0	0	0
	9	1	3	0	3	1	0	0	0	0	0	0	0	0	0	0
1505 - 1510	0	0	0	0	0	0	6	0	6	0	0	0	0	0	4	0
	11	2	5	0	6	0	5	0	7	0	1	0	0	0	3	0
	10	0	4	0	9	0	7	0	5	0	1	0	0	0	0	0
1510 - 1515	0	0	0	0	0	0	3	0	4	0	3	0	0	0	3	0
	8	0	4	0	5	0	4	0	3	0	3	0	0	0	2	0
	8	2	5	0	7	0	0	0	0	0	0	0	0	0	0	0
	10	1	8	0	6	0	0	0	0	0	0	0	0	0	0	0
1515 - 1520	0	0	0	0	0	0	5	0	6	0	1	0	0	0	6	0
	10	1	9	0	3	0	5	0	2	0	2	0	0	0	6	0
	11	1	5	0	4	0	7	0	4	0	1	0	0	0	0	0
1520 - 1525	0	0	0	0	0	0	3	0	4	1	1	0	0	0	5	0
	12	1	7	0	3	0	7	0	4	0	0	0	0	0	7	0
	9	0	6	0	1	1	0	0	0	0	0	0	0	0	4	0
	7	2	6	0	4	0	0	0	0	0	0	0	0	0	0	0
1525 - 1530	0	0	0	0	0	0	3	0	4	0	1	0	0	0	6	0
	12	0	6	0	5	0	2	0	2	0	0	0	0	0	0	0
	11	0	5	0	3	0	6	1	1	1	2	0	0	0	10	0
1530 - 1535	0	0	0	0	0	0	6	0	5	0	1	0	0	0	10	0
	10	0	8	0	2	0	5	0	4	0	1	0	0	0	2	0
	9	0	7	0	3	0	0	0	0	0	0	0	0	0	0	0
	7	0	2	0	3	0	0	0	0	0	0	0	0	0	0	0
1535 - 1540	0	0	0	0	0	0	5	0	3	0	0	0	0	0	11	0
	9	0	4	2	2	0	6	0	3	0	2	0	0	0	4	0
	9	0	6	0	3	0	5	0	2	0	1	0	0	0	0	0
1540 - 1545	0	0	0	0	0	0	4	0	3	0	4	0	0	0	4	0
	8	2	5	0	2	0	6	0	4	1	2	0	0	0	7	0
	10	0	7	0	2	0	0	0	0	0	0	0	0	0	8	0
	12	0	4	1	4	0	0	0	0	0	0	0	0	0	0	0
1545 - 1550	0	0	0	0	0	0	5	0	5	1	0	0	0	0	7	0
	10	0	7	0	6	0	4	0	3	0	2	0	0	0	3	0
	12	0	6	0	5	0	7	0	4	0	1	0	0	0	0	0

1550 - 1555	0	0	0	0	0	0	3	1	0	0	0	0	0	0	5	0
	10	0	5	0	3	0	5	0	4	0	2	0	0	0	7	0
	12	0	8	0	6	0	0	0	0	0	0	0	0	0	4	0
	7	1	6	1	6	0	0	0	0	0	0	0	0	0	0	0
1555 - 1600	0	0	0	0	0	0	6	0	3	0	2	0	0	0	10	0
	7	0	5	1	3	0	5	0	6	0	1	0	0	0	6	0
	11	0	6	1	3	0	7	0	4	0	2	0	0	0	0	0
1600 - 1605	0	0	0	0	0	0	7	0	4	0	1	0	0	0	9	0
	4	0	4	1	4	0	6	0	5	0	2	0	0	0	3	0
	10	1	7	0	3	0	0	0	0	0	0	0	0	0	4	0
	9	1	8	0	1	0	0	0	0	0	0	0	0	0	0	0
1605 - 1610	0	0	0	0	0	0	5	0	6	0	0	0	0	0	13	0
	11	0	7	0	5	0	6	0	3	0	2	0	0	0	10	0
	10	0	7	0	3	0	7	0	4	0	1	0	0	0	0	0
1610 - 1615	0	0	0	0	0	0	8	0	5	0	0	0	0	0	8	0
	10	0	6	1	3	0	8	0	4	0	2	0	0	0	6	0
	9	1	4	0	3	1	0	0	0	0	0	0	0	0	6	0
	12	0	5	0	6	1	0	0	0	0	0	0	0	0	0	0
1615 - 1620	0	0	0	0	0	0	8	0	3	1	1	0	0	0	8	0
	10	1	7	0	2	0	6	0	3	0	4	0	0	0	6	0
	9	1	6	0	8	0	7	0	4	0	1	0	0	0	0	0
1620 - 1625	0	0	0	0	0	0	8	0	4	1	1	0	0	0	2	0
	7	1	9	0	8	0	5	0	3	0	0	0	0	0	6	0
	7	1	5	0	1	0	0	0	0	0	0	0	0	0	8	0
	11	0	5	0	1	0	0	0	0	0	0	0	0	0	0	0
1625 - 1630	0	0	0	0	0	0	4	1	4	0	3	0	0	0	8	0
	12	0	8	0	7	0	7	0	6	0	2	0	0	0	7	0
	10	1	2	1	1	0	3	0	5	0	2	0	0	0	0	0
1630 - 1635	0	0	0	0	0	0	2	0	7	0	2	0	0	0	4	0
	11	0	6	1	2	1	3	0	5	1	0	0	0	0	1	0
	11	0	4	1	3	0	0	0	0	0	0	0	0	0	10	0
	8	1	5	0	7	1	0	0	0	0	0	0	0	0	0	0
1635 - 1640	0	0	0	0	0	0	8	0	0	0	1	0	0	0	6	0
	12	0	6	0	3	0	8	0	3	0	2	1	0	0	6	0
	12	0	10	0	6	1	7	0	0	0	0	0	0	0	0	0
1640 - 1645	0	0	0	0	0	0	7	0	5	0	1	0	0	0	5	0
	11	0	6	0	7	0	6	0	4	0	1	0	0	0	5	0
	12	0	10	0	2	0	0	0	0	0	0	0	0	0	12	0
	8	0	7	1	1	0	0	0	0	0	0	0	0	0	0	0
1645 - 1650	0	0	0	0	0	0	5	0	4	0	0	0	0	0	0	0
	12	0	9	0	2	0	6	0	5	0	2	0	0	0	6	0
	12	0	2	0	3	0	8	0	4	0	1	0	0	0	0	0
1650 - 1655	0	0	0	0	0	0	7	0	4	0	0	0	0	0	8	0
	13	0	10	0	2	0	8	1	5	0	0	0	0	0	5	0
	10	2	7	0	1	0	0	0	0	0	0	0	0	0	2	0
	9	0	6	0	4	1	0	0	0	0	0	0	0	0	0	0
1655 - 1700	0	0	0	0	0	0	6	0	3	0	0	0	0	0	8	0
	12	0	4	0	2	1	4	0	7	0	2	0	0	0	6	0
	11	0	8	0	4	0	7	0	6	0	2	0	0	0	0	0
1700 - 1705	0	0	0	0	0	0	3	0	5	1	1	0	0	0	5	0
	7	1	4	0	4	0	4	0	1	0	1	0	0	0	3	0
	11	0	5	0	3	0	0	0	0	0	0	0	0	0	4	0
	12	0	0	0	4	0	0	0	0	0	0	0	0	0	0	0
	0	0	0	0	0	0	0	0	0	0	0	0	0	0	0	0
1705 - 1710	0	0	0	0	0	0	7	0	4	0	0	0	0	0	9	0
	12	0	6	0	3	0	9	0	1	0	2	0	0	0	5	0
	11	0	3	0	4	0	8	1	0	0	0	0	0	0	0	0
1710 - 1715	0	0	0	0	0	0	8	0	7	0	3	0	0	0	4	0
	9	0	8	0	5	0	3	0	6	1	0	0	0	0	4	0
	7	0	3	0	3	0	0	0	0	0	1	0	0	0	7	0
	10	2	6	1	4	0	0	0	0	0	0	0	0	0	0	0
1715 - 1720	0	0	0	0	0	0	9	0	6	0	1	0	0	0	4	0
	10	1	6	0	4	0	5	0	5	0	0	0	0	0	8	0
	11	0	5	0	3	0	9	0	4	0	0	0	0	0	0	0
1720 - 1725	0	0	0	0	0	0	8	0	4	0	2	0	0	0	8	0
	11	0	3	1	0	0	9	0	3	0	1	0	0	0	5	0
	11	1	7	0	8	0	0	0	0	0	0	0	0	0	4	0
	12	0	7	0	5	0	0	0	0	0	0	0	0	0	0	0
1725 - 1730	0	0	0	0	0	0	5	0	9	0	0	0	0	0	1	0
	9	0	8	1	3	0	6	1	5	0	1	0	0	0	11	0
	10	2	8	0	7	0	7	0	4	0	0	0	0	0	0	0
1730 - 1735	0	0	0	0	0	0	7	0	5	0	0	0	0	0	3	0
	12	0	7	0	4	0	8	1	4	0	0	0	0	0	4	0
	6	0	5	1	1	0	0	0	0	0	0	0	0	0	7	0
	10	0	2	0	5	1	0	0	0	0	0	0	0	0	0	0
1735 - 1740	0	0	0	0	0	0	10	0	4	0	3	0	0	0	8	0
	10	2	7	0	7	0	4	0	7	0	0	0	0	0	6	0
	11	0	4	0	6	0	11	0	8	0	4	0	0	0	0	0
1740 - 1745	0	0	0	0	0	0	6	0	3	0	0	0	0	0	4	0
	10	0	5	0	3	0	5	1	3	1	0	0	0	0	7	0
	12	0	9	0	0	0	0	0	0	0	0	0	0	0	2	0
	12	0	6	0	4	0	0	0	0	0	0	0	0	0	0	0
1745 - 1750	0	0	0	0	0	0	4	0	5	0	0	0	0	0	6	0
	4	0	3	0	5	1	5	0	6	0	1	0	0	0	4	0
	12	0	7	0	3	0	6	0	4	0	0	0	0	0	0	0
1750 - 1755	0	0	0	0	0	0	7	0	5	0	0	0	0	0	5	0
	12	0	6	0	4	0	5	0	7	0	1	0	0	0	8	0
	11	1	7	0	4	0	0	0	0	0	0	0	0	0	7	0
	12	0	4	0	3	0	0	0	0	0	0	0	0	0	0	0
1755 - 1800	0	0	0	0	0	0	4	0	8	0	0	0	0	0	5	0
	12	0	7	0	6	0	6	0	5	0	1	0	0	0	3	0
	12	0	3	1	3	1	6	0	5	0	1	0	0	0	0	0
1800 - 1805	0	0	0	0	0	0	5	0	5	0	0	0	0	0	8	0
	8	0	10	0	4	0	4	0	6	0	1	0	0	0	6	0
	11	0	6	0	4	0	0	0	0	0	0	0	0	0	5	0
	0	0	7	0	6	0	0	0	0	0	0	0	0	0	0	0
1805 - 1810	0	0	0	0	0	0	3	0	5	0	1	0	0	0	6	0
	12	0	7	0	4	0	6	0	4	0	1	0	0	0	2	0
	11	0	7	0	4	0	4	0	5	0	2	0	0	0	0	0
1810 - 1815	0	0	0	0	0	0	6	0	5	0	0	0	0	0	8	0
	7	0	7	0	5	0	5	0	4	0	1	0	0	0	5	0
	11	1	10	0	3	0	0	0	0	0	0	0	0	0	4	0
	6	0	7	0	2	0	0	0	0	0	0	0	0	0	0	0
1815 - 1820	0	0	0	0	0	0	5	0	5	0	2	0	0	0	2	0
	10	1	8	3	0	0	4	0	2	0	0	0	0	0	4	0
	10	1	6	0	1	0	6	0	6	0	1	0	0	0	0	0
1820 - 1825	0	0	0	0	0	0	4	0	3	0	0	0	0	0	3	0
	8	0	6	1	2	0	2	0	4	0	1	0	0	0	3	0
	6	0	2	1	4	0	0	0	0	0	0	0	0	0	4	0
	7	1	5	1	8	0	0	0	0	0	0	0	0	0	0	0
1825 - 1830	0	0	0	0	0	0	2	0	4	0	2	0	0	0	2	0
	10	1	10	0	3	0	3	0	2	1	2	0	0	0	3	0
	9	1	6	0	2	1	5	0	4	0	0	0	0	0	0	0

1830 - 1835	0	0	0	0	0	0	5	0	3	0	1	0	0	0	3	0
	0	0	6	0	2	0	7	0	2	0	0	0	0	0	4	0
	7	0	8	0	3	1	0	0	0	0	0	0	0	0	3	0
	0	0	9	0	4	0	0	0	0	0	0	0	0	0	0	0
1835 - 1840	0	0	0	0	0	0	5	0	3	0	3	0	0	0	5	0
	11	0	7	0	8	0	4	0	7	0	0	0	0	0	2	0
	11	0	3	1	1	0	5	0	3	0	1	0	0	0	0	0
1840 - 1845	0	0	0	0	0	0	4	0	6	0	0	0	0	0	3	0
	12	0	10	0	2	0	6	0	4	0	2	0	0	0	0	0
	10	0	8	0	4	0	0	0	0	0	0	0	0	0	6	0
	11	1	6	0	4	0	0	0	0	0	0	0	0	0	0	0
1845 - 1850	0	0	0	0	0	0	4	0	6	0	1	0	0	0	6	0
	9	0	8	0	4	0	3	0	3	0	2	0	0	0	4	0
	11	0	7	0	4	0	7	0	4	0	1	0	0	0	0	0
1850 - 1855	0	0	0	0	0	0	6	0	3	0	0	0	0	0	1	0
	11	0	5	1	2	0	7	0	6	0	0	0	0	0	10	0
	9	0	4	0	6	0	0	0	0	0	0	0	0	0	5	0
	10	0	8	0	6	0	0	0	0	0	0	0	0	0	0	0
1855 - 1900	0	0	0	0	0	0	6	0	6	0	1	0	0	0	3	0
	12	0	5	0	0	0	8	0	4	0	1	0	0	0	2	0
	12	0	7	0	0	0	7	0	5	0	1	0	0	0	0	0

Epsom
Pedestrian Survey

Site 1 of 3
A24 Dorking Road (East)
Woodcote Side
A24 Dorking Road (West)
Castle Road

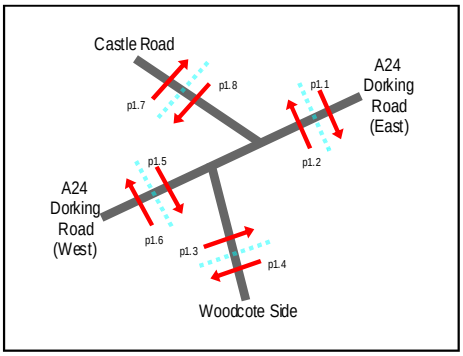

Lat/Long
lat 51.324869° lon -0.279984°

Date
Tuesday 12 November 2019

Weather
Cloudy
Temp: 6°C

0700 - 1900 (Tuesday 12H Session)

TIME	p1.1	p1.2	p1.3	p1.4	p1.5	p1.6	p1.7	p1.8
0700 - 0715	0	0	0	0	0	0	0	0
0715 - 0730	0	0	0	0	0	0	0	0
0730 - 0745	0	0	0	0	0	0	0	0
0745 - 0800	0	0	0	0	0	0	0	0
Hourly Total	0	0	0	0	0	0	0	0
Hourly Average	0.00	0.00	0.00	0.00	0.00	0.00	0.00	0.00
0800 - 0815	0	0	0	0	0	0	4	0
0815 - 0830	0	0	0	0	0	0	2	1
0830 - 0845	0	0	0	0	0	0	0	0
0845 - 0900	0	1	0	0	0	0	3	1
Hourly Total	0	1	0	0	0	0	9	2
Hourly Average	0.00	0.25	0.00	0.00	0.00	0.00	2.25	0.50
0900 - 0915	0	0	1	0	0	0	3	1
0915 - 0930	0	0	0	1	0	0	0	0
0930 - 0945	0	0	0	0	0	0	3	2
0945 - 1000	2	1	0	0	0	0	3	0
Hourly Total	2	1	1	1	0	0	9	3
Hourly Average	0.50	0.25	0.25	0.25	0.00	0.00	2.25	0.75
1000 - 1015	1	2	0	1	0	0	0	1
1015 - 1030	2	1	1	0	0	0	1	1
1030 - 1045	2	2	0	0	0	0	2	0
1045 - 1100	0	0	0	1	0	0	3	1
Hourly Total	5	5	1	2	0	0	6	3
Hourly Average	1.25	1.25	0.25	0.50	0.00	0.00	1.50	0.75
1100 - 1115	1	0	0	0	0	1	0	2
1115 - 1130	2	1	1	0	0	0	0	0
1130 - 1145	1	2	0	0	0	0	1	0
1145 - 1200	2	1	0	1	0	0	1	1
Hourly Total	6	4	1	1	0	1	2	3
Hourly Average	1.50	1.00	0.25	0.25	0.00	0.25	0.50	0.75
1200 - 1215	0	1	0	2	0	0	0	1
1215 - 1230	0	1	1	0	0	0	1	0
1230 - 1245	1	0	0	0	0	0	2	2
1245 - 1300	2	1	0	0	0	0	1	0
Hourly Total	3	3	1	2	0	0	4	3
Hourly Average	0.75	0.75	0.25	0.50	0.00	0.00	1.00	0.75
1300 - 1315	0	0	0	0	0	0	1	0
1315 - 1330	0	0	1	0	0	0	2	0
1330 - 1345	0	1	1	0	0	0	0	0
1345 - 1400	1	0	0	0	0	0	0	0
Hourly Total	1	1	2	0	0	0	3	0
Hourly Average	0.25	0.25	0.50	0.00	0.00	0.00	0.75	0.00
1400 - 1415	1	1	0	0	0	0	0	0
1415 - 1430	1	0	0	0	0	0	1	0
1430 - 1445	0	0	4	0	0	0	2	0
1445 - 1500	1	1	2	0	2	0	0	0
Hourly Total	3	2	6	0	2	0	3	0
Hourly Average	0.75	0.50	1.50	0.00	0.50	0.00	0.75	0.00
1500 - 1515	2	1	0	0	0	0	0	3
1515 - 1530	3	2	0	0	1	0	9	0
1530 - 1545	1	2	5	1	0	0	0	2
1545 - 1600	0	0	0	0	0	0	0	3
Hourly Total	6	5	5	1	1	0	9	8
Hourly Average	1.50	1.25	1.25	0.25	0.25	0.00	2.25	2.00
1600 - 1615	1	2	0	1	0	0	1	5
1615 - 1630	0	2	0	0	0	0	0	3
1630 - 1645	1	0	1	0	0	0	3	3
1645 - 1700	0	0	0	0	0	0	1	2
Hourly Total	2	4	1	1	0	0	5	13
Hourly Average	0.50	1.00	0.25	0.25	0.00	0.00	1.25	3.25
1700 - 1715	0	1	0	0	0	0	0	5
1715 - 1730	0	0	0	0	0	0	0	1
1730 - 1745	0	0	2	0	0	0	1	3
1745 - 1800	1	1	0	0	0	0	0	1
Hourly Total	1	2	2	0	0	0	1	10
Hourly Average	0.25	0.50	0.50	0.00	0.00	0.00	0.25	2.50
1800 - 1815	0	0	1	0	0	0	0	1
1815 - 1830	0	0	0	0	0	0	0	1
1830 - 1845	0	0	0	0	0	1	1	0
1845 - 1900	0	0	0	0	0	0	0	1
Hourly Total	0	0	1	0	0	1	1	3
Hourly Average	0.00	0.00	0.25	0.00	0.00	0.25	0.25	0.75

Session Total	29	28	21	8	3	2	52	48
Session Average	0.60	0.58	0.44	0.17	0.06	0.04	1.08	1.00